

PRINCETON POLICE
DEPARTMENT
CHIEF'S MONTHLY REPORT



SEPTEMBER

2017

TABLE OF CONTENTS

SAFE NEIGHBORHOOD BUREAU	1
JUVENILE BUREAU	2
ARRESTS	3
UCR TOTAL	5
POLICE SERVICE CALLS	7
OFFENSES	9
NON-CRIMINAL	11
SUMMONSES	14
PARKING VIOLATIONS	16
ORDINANCE VIOLATIONS	18
OVERTIME	20
OFFICER AVAILABILITY	23
GENDER/ETHNICITY REPORT	24
K-9 ACTIVITY REPORT	25
MOTOR VEHICLE ACCIDENT STATISTICS	27
USE OF FORCE	29
IA 3 rd Quarter 2017	30

Safe Neighborhood Bureau Monthly Report

September 2017

- ❖ **September 7** – SNB attended Princeton Area Drug Alliance (PADA) meeting.
- ❖ **September 8** – SNB attended Princeton Theological Seminary Fest.
- ❖ **September 11** – SNB attended 9-11 ceremony at The Lewis School.
- ❖ **September 11** – SNB attended First Responders Day at All Saints School.
- ❖ **September 12** – SNB attended Hun School Staff Meeting
- ❖ **September 14** – SNB presented “What to do When Pulled Over” to four PHS Driver Ed classes.
- ❖ **September 19** – Attended Optics of Policing. Also attended Charter School Staff Meeting.
- ❖ **September 20** – SNB Attended Staff Meeting at Princeton Academy of the Sacred Heart.
- ❖ **September 25** – SNB met with Autistic adult residents of Avalon Bay & caregivers.
- ❖ **September 26** – SNB presented “What to do When Pulled Over” to two PHS Driver Ed classes
- ❖ **September 27** – SNB attended security meeting at Institute for Advanced Study.
- ❖ **September 30** – SNB attended a meeting with Hispanic congregation of Rev. Luis Juarez, Assemblies of God Church.

Other Issues of note.

- ❖ SNB conducted 9 child safety seat inspections
- ❖ SNB conducted 9 crossings and 12 school initiatives.
- ❖ SNB performed 19 vacant house checks. SNB conducted 11 Foot Patrols.



Princeton Police Department

1 Valley Road, Princeton, NJ 08540

Phone: (609)921-2100 / Fax: (609)924-8197

Juvenile Report September 2017

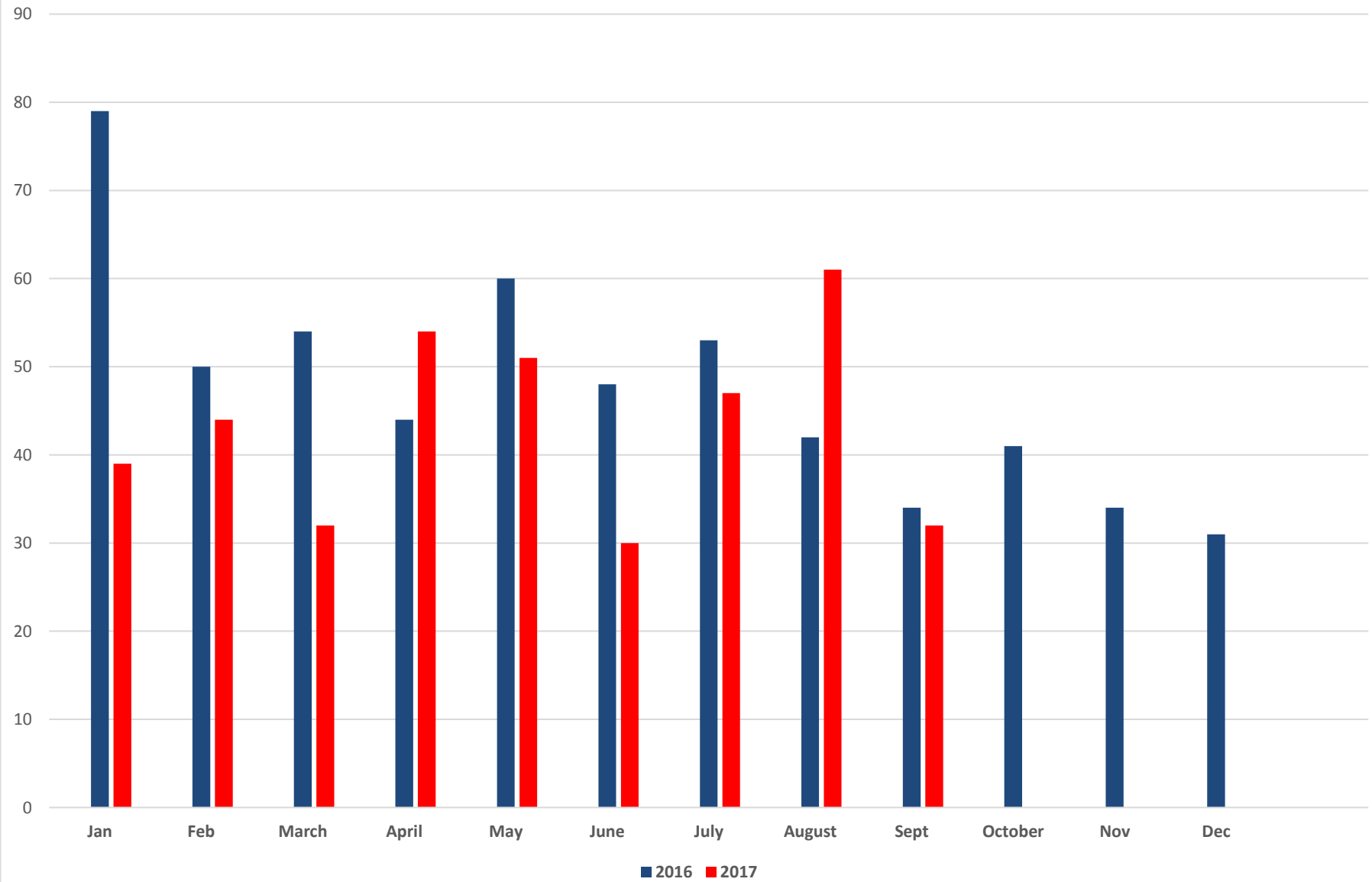
Juvenile Incidents

Patrol responded to a call of a missing fifteen year old male who subsequently returned home approximately five hours later.

A five year old female was reported missing when she did not get on her bus after school. The female was found approximately an hour later at a friend's house and was reunited with her parents.

A sixteen year old female ran away from home to Trenton and was reunited with her parents the next day.

ARRESTS SEPTEMBER 2017

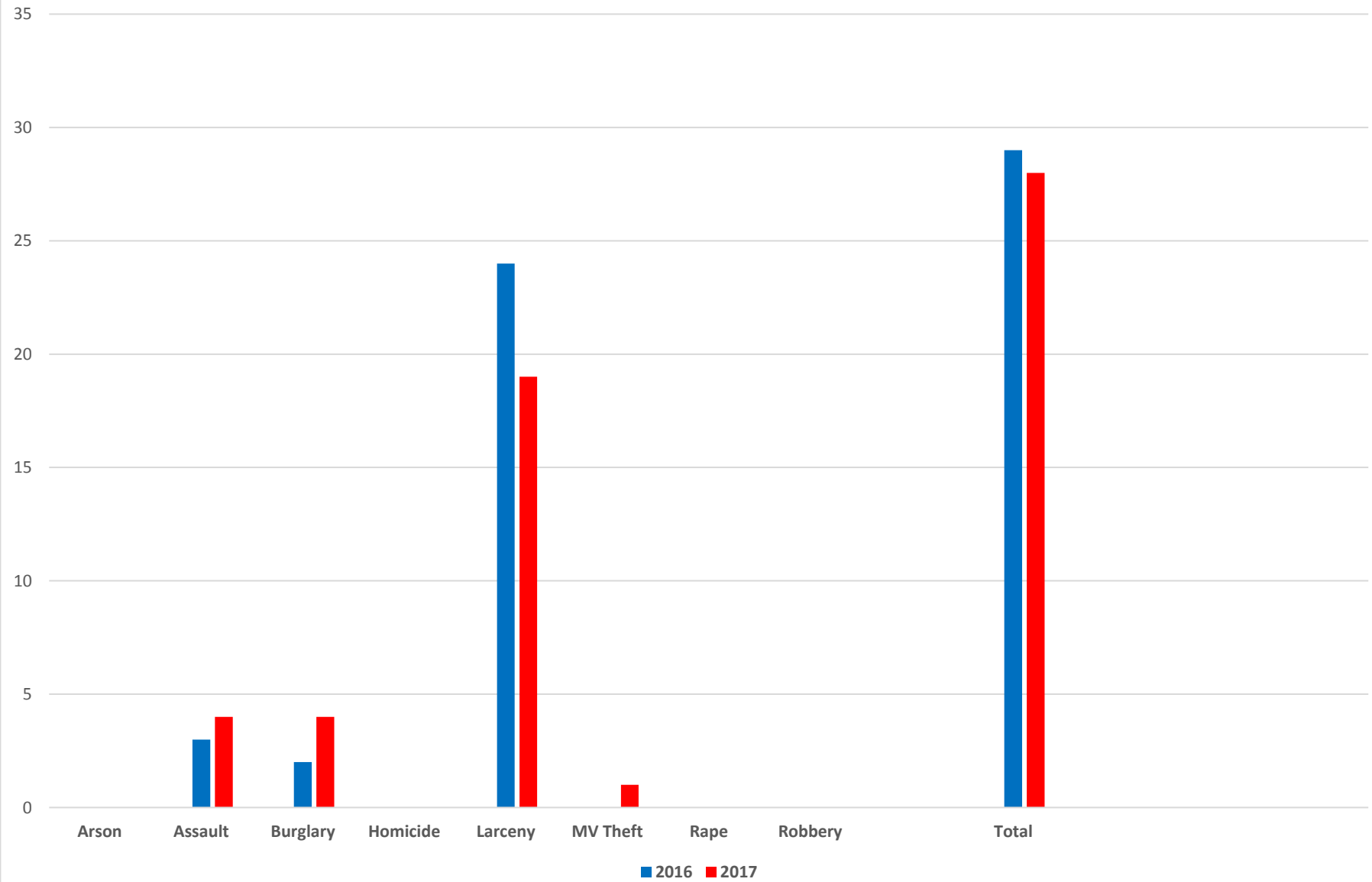


TOTAL ARRESTS

2017	Jan	Feb	March	April	May	June	July	Aug	Sept	Oct	Nov	Dec	YTD 2017
Arrests	39	44	32	54	51	30	47	61	32				390

2016	Jan	Feb	March	April	May	June	July	Aug	Sept	Oct	Nov	Dec	YTD 2016
Arrests	79	50	54	44	60	48	53	42	34	41	34	31	570

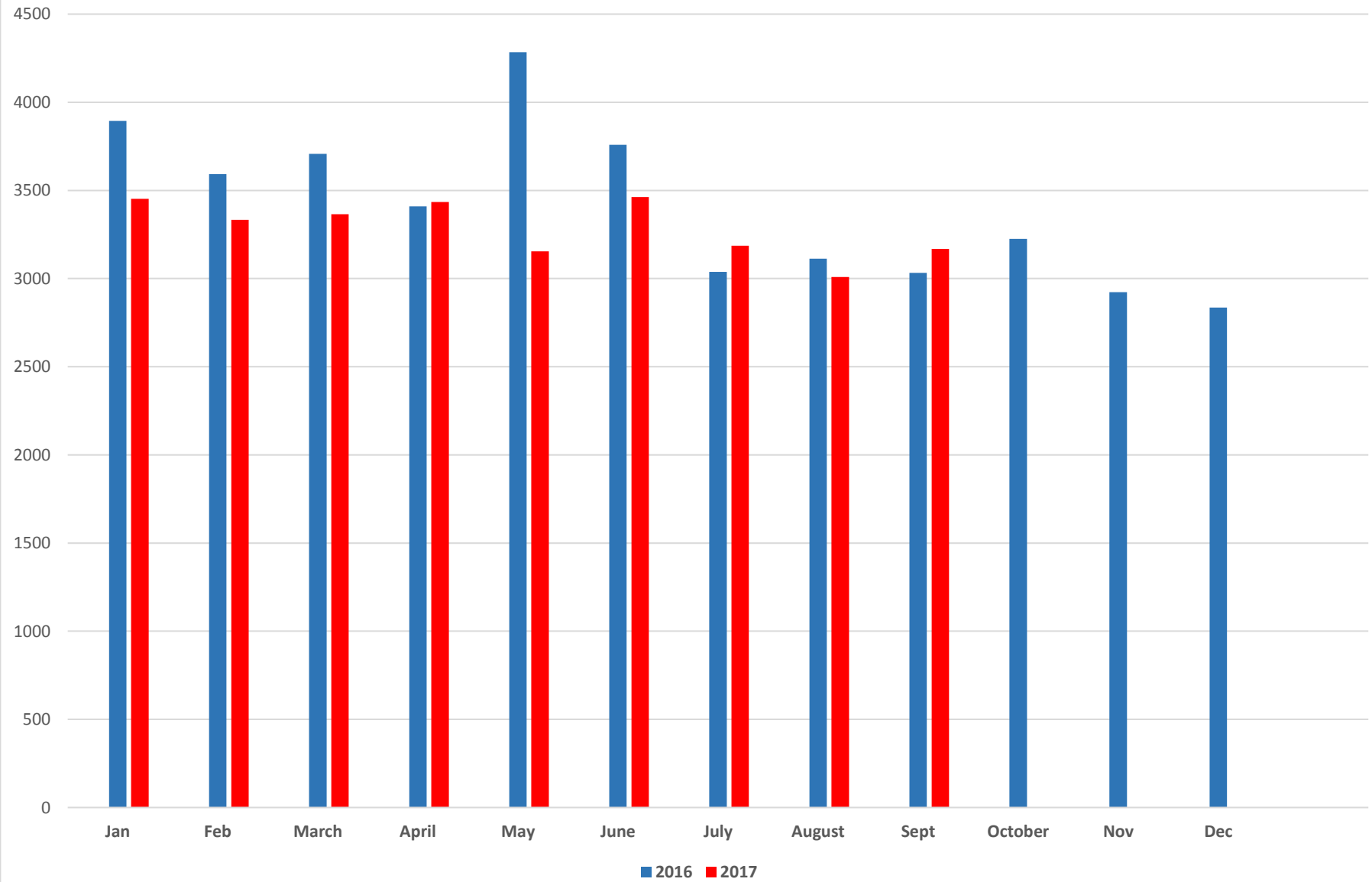
UCR SEPTEMBER 2017



SEPTEMBER UCR

UCR TYPE	SEPTEMBER 2016	SEPTEMBER 2017	YTD 2017
Arson	0	0	3
Assault	3	4	27
Burglary	2	4	32
Homicide	0	0	0
Larceny	24	19	145
Motor Vehicle Theft	0	1	6
Rape	0	0	0
Robbery	0	0	0
TOTAL	29	28	213

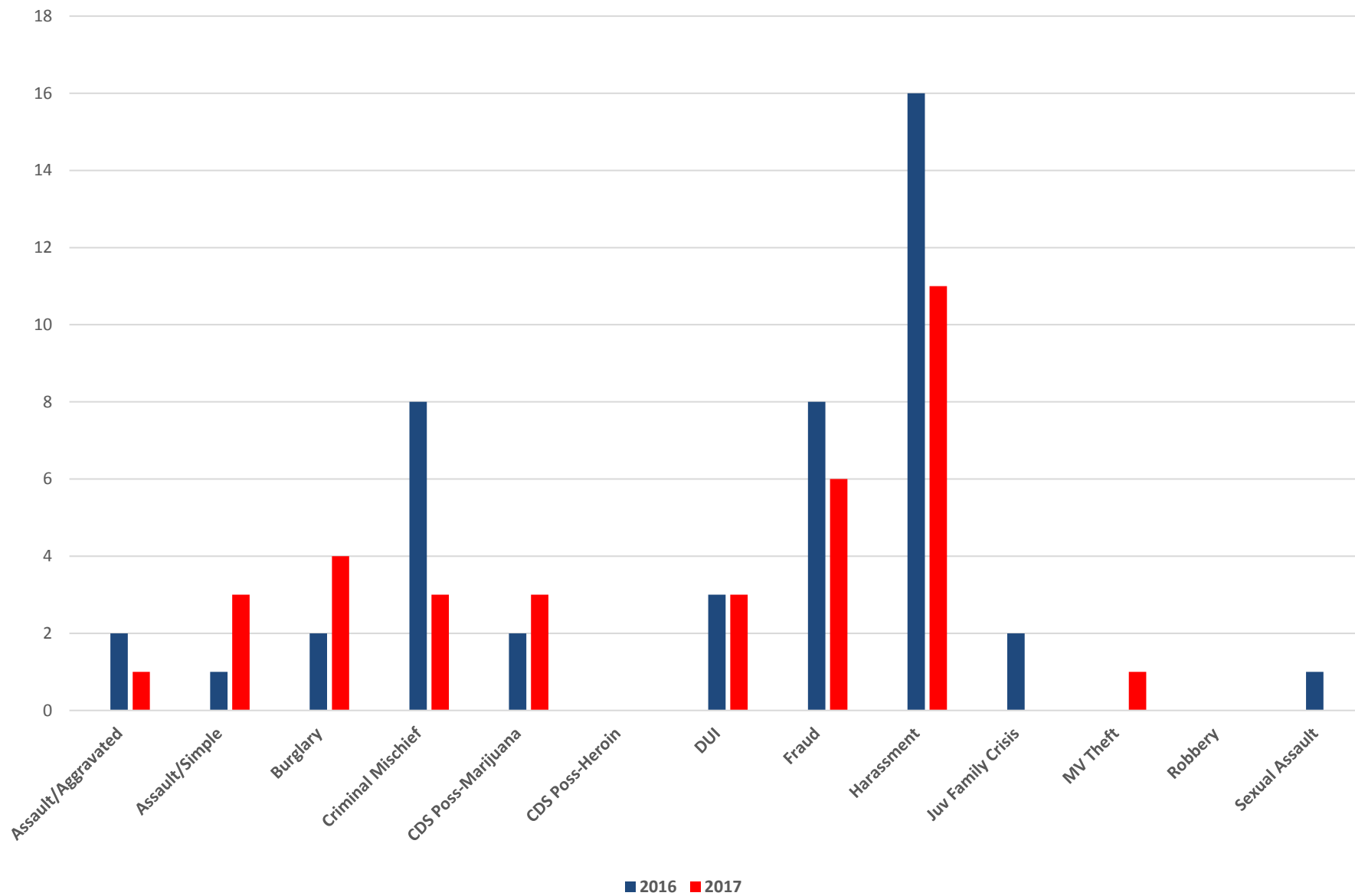
SERVICE CALLS SEPTEMBER 2017



SERVICE CALLS

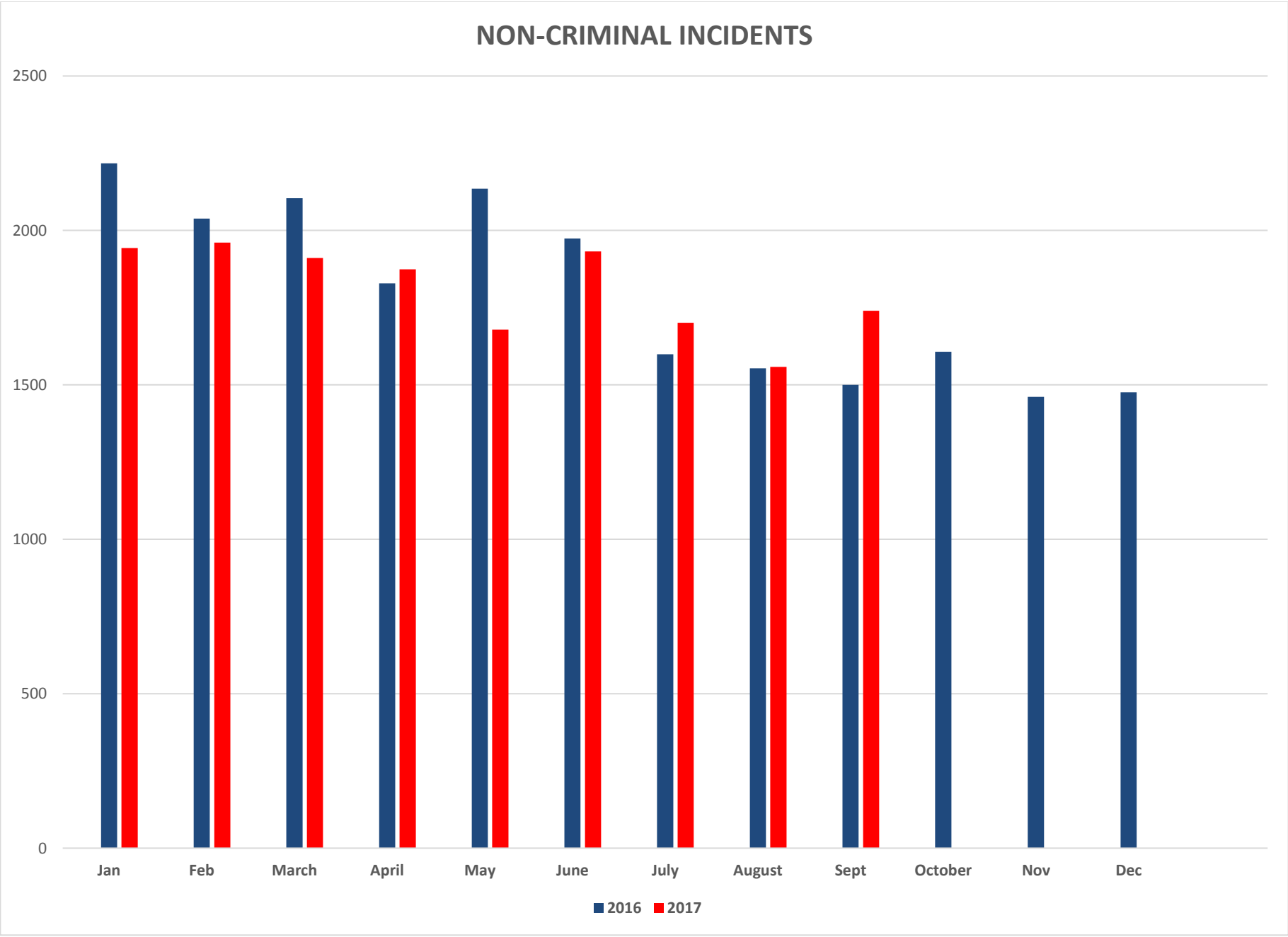
Service Calls	Jan	Feb	March	April	May	June	July	Aug	Sept	Oct	Nov	Dec	YTD
2017	3,453	3,333	3,365	3,434	3,154	3,462	3,187	3,009	3,168				29,565
2016	3,894	3,593	3,708	3,410	4,284	3,759	3,038	3,113	3,032	3,225	2,923	2,835	40,814

OFFENSES SEPTEMBER 2017



SEPTEMBER OFFENSES

OFFENSE TYPE	SEPTEMBER 2016	SEPTEMBER 2017	YTD 2017
Assault/Aggravated	2	1	3
Assault/Simple	1	3	22
Burglary	2	4	35
Criminal Mischief	8	3	51
CDS Possession – Marijuana	2	3	67
CDS Possession – Heroin	0	0	3
DUI	3	3	58
Fraud	8	6	41
Harassment	16	11	79
Juvenile Family Crisis	2	0	11
Motor Vehicle Theft	0	1	6
Robbery	0	0	0
Sexual Assault	1	0	0
Shoplifting	3	2	10
Soliciting W/Out Permit	0	4	13
Theft	25	19	141
Theft by Deception	0	1	12
Threat/Improper Influence	0	0	2
Warrant Arrest	7	2	58
TOTAL	80	63	612



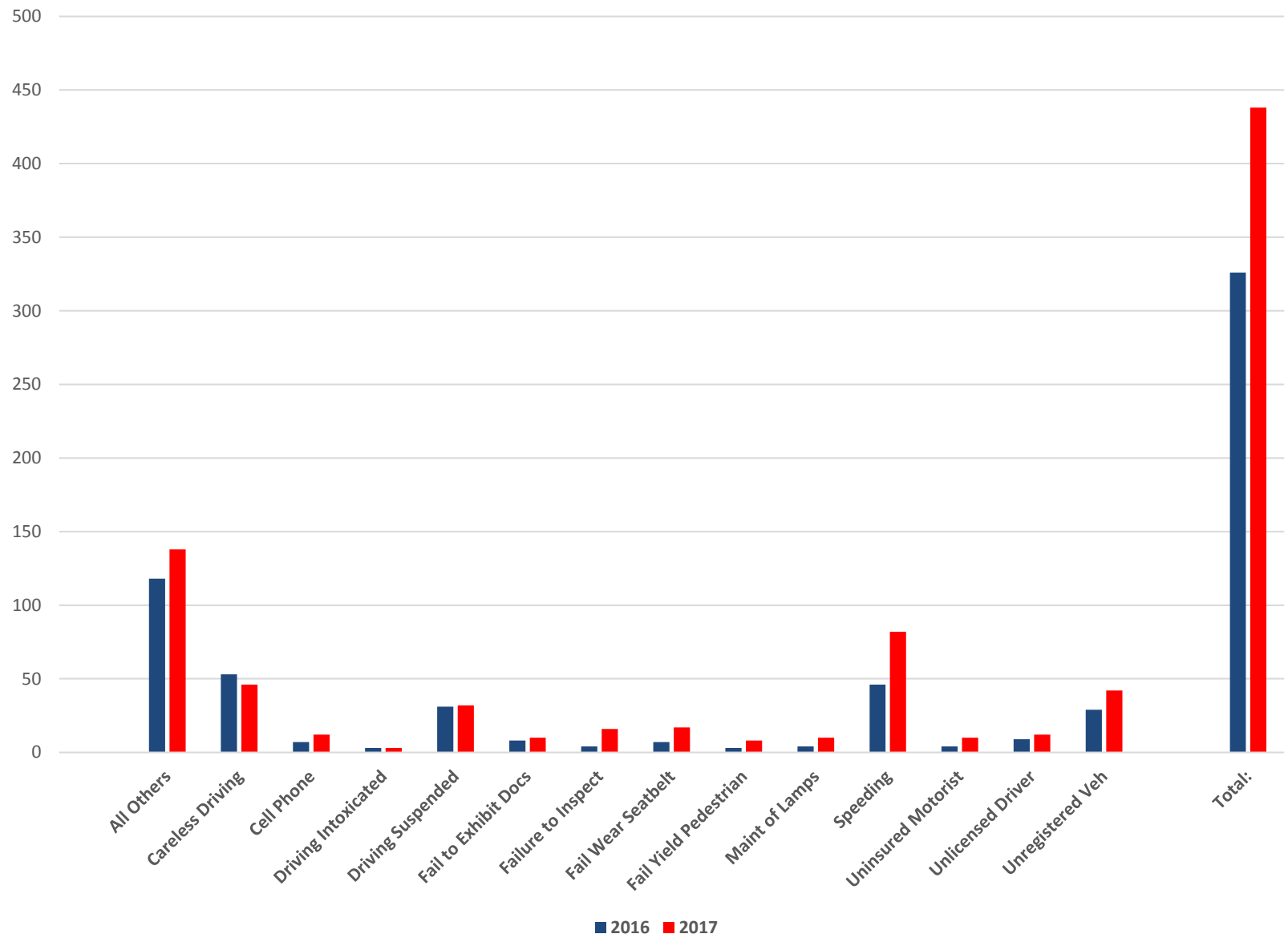
SEPTEMBER NON-CRIMINAL INCIDENTS

NON-CRIMINAL INCIDENTS	SEPTEMBER 2016	SEPTEMBER 2017	YTD 2017
Alarms Auto	2	0	13
Alarms Burglary	0	1	3
Alarms Commercial Burglary	36	34	306
Alarms Commercial Fire	28	20	195
Alarms Fire	1	1	5
Alarms Maintenance	0	0	0
Alarms Medical	4	2	47
Alarms Other	6	3	36
Alarms Panic	8	10	67
Alarms Residential Burglary	74	60	626
Alarms Residential Fire	12	10	122
Animal Complaints	47	33	322
Building Check	4	8	41
Business Disputes	2	3	23
Disabled Vehicle	25	35	250
Emotionally Disturbed Person	0	5	52
Escorts Traffic	2	1	2
Fingerprints	3	4	62
Fire (Other) Odor of Smoke	5	3	41
Fire Commercial	2	0	3
Fire Dwelling	1	0	9
Fire False	0	0	0
Fire Vehicle	1	0	3
Firearms Background	3	2	48
Foot Patrol	52	56	453
Found Bicycles	4	1	16
Found Property	14	25	156
Gas Leaks/Explosion	5	4	47
Intoxicated Person	2	1	21
Landlord/Tenant	0	0	5
Littering	0	0	2
Lockout/MV	13	11	104
Lockout/Residence	2	1	19
Lost Property	3	8	58
Medical Call	188	199	1,585
Missing Person	4	7	32
Motor Vehicle Complaint	21	9	117
Motor Vehicle Incident	4	2	45

SEPTEMBER NON-CRIMINAL INCIDENTS

NON-CRIMINAL INCIDENTS	SEPTEMBER 2016	SEPTEMBER 2017	YTD 2017
Motor Vehicle Stop	428	663	7,248
MVA	0	0	0
MVA Involving Injury	14	4	56
MVA No Injury	86	80	680
MVA No Report	1	4	37
MVA With Bicycle	1	3	14
MVA With Deer	3	2	20
MVA With Pedestrian	0	4	15
Noise Complaint	13	25	149
Notifications	12	11	87
Parking Complaints	46	48	397
Prisoner Transport	0	1	17
School Crossing	81	131	789
School Detail	58	51	279
Service of Subpoena	1	1	3
Suspicious Incidents	39	39	334
Suspicious Package	0	0	0
Suspicious Person	21	19	146
Suspicious Vehicle	23	26	249
Traffic Hazard	7	8	101
Tree Down	13	4	108
Unattended Death	1	0	2
Unwanted Person	4	1	25
Urinating in Public	0	4	11
Vacant House Check	42	22	318
Welfare Check	23	23	207
Wire/Pole Down	5	7	71
Non-Criminal – TOTAL	1,500	1,740	16,299

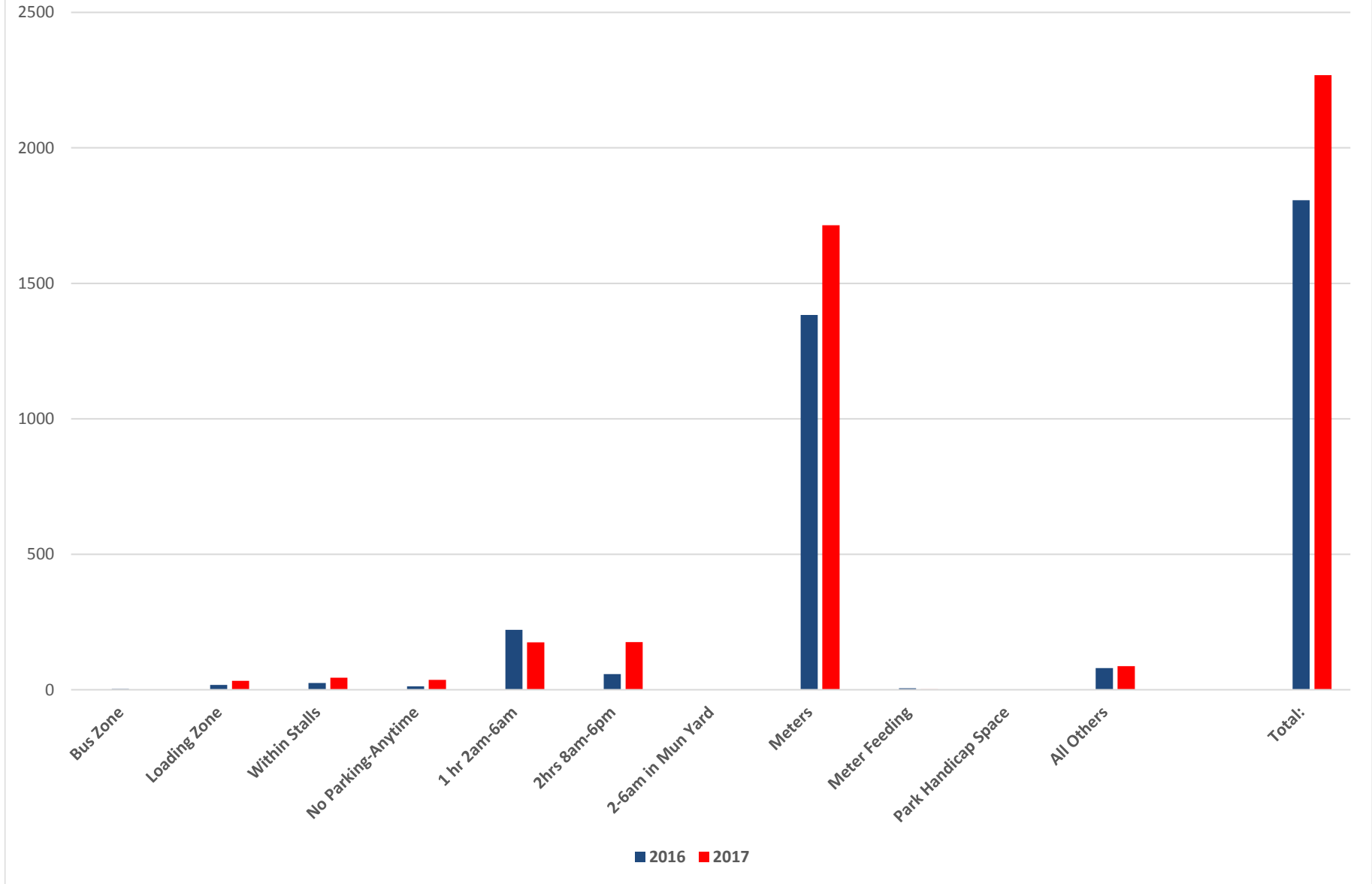
SUMMONSES SEPTEMBER 2017



SEPTEMBER SUMMONSES

SUMMONS TYPE	SEPTEMBER 2016	SEPTEMBER 2017	YTD 2017
All Other	118	138	1,591
Careless Driving	53	46	369
Cell Phone	7	12	186
Driving While Intoxicated	3	3	51
Driving While Suspended	31	32	264
Failure to Exhibit Documents	8	10	105
Failure to Inspect	4	16	246
Failure to Wear Seatbelt	7	17	118
Failure to Yield to Pedestrian in Crosswalk	3	8	75
Maintenance of Lamps	4	10	108
Speeding	46	82	926
Uninsured Motorist	4	10	55
Unlicensed Driver	9	12	111
Unregistered Vehicle	29	42	420
Total Summonses	326	438	4,625

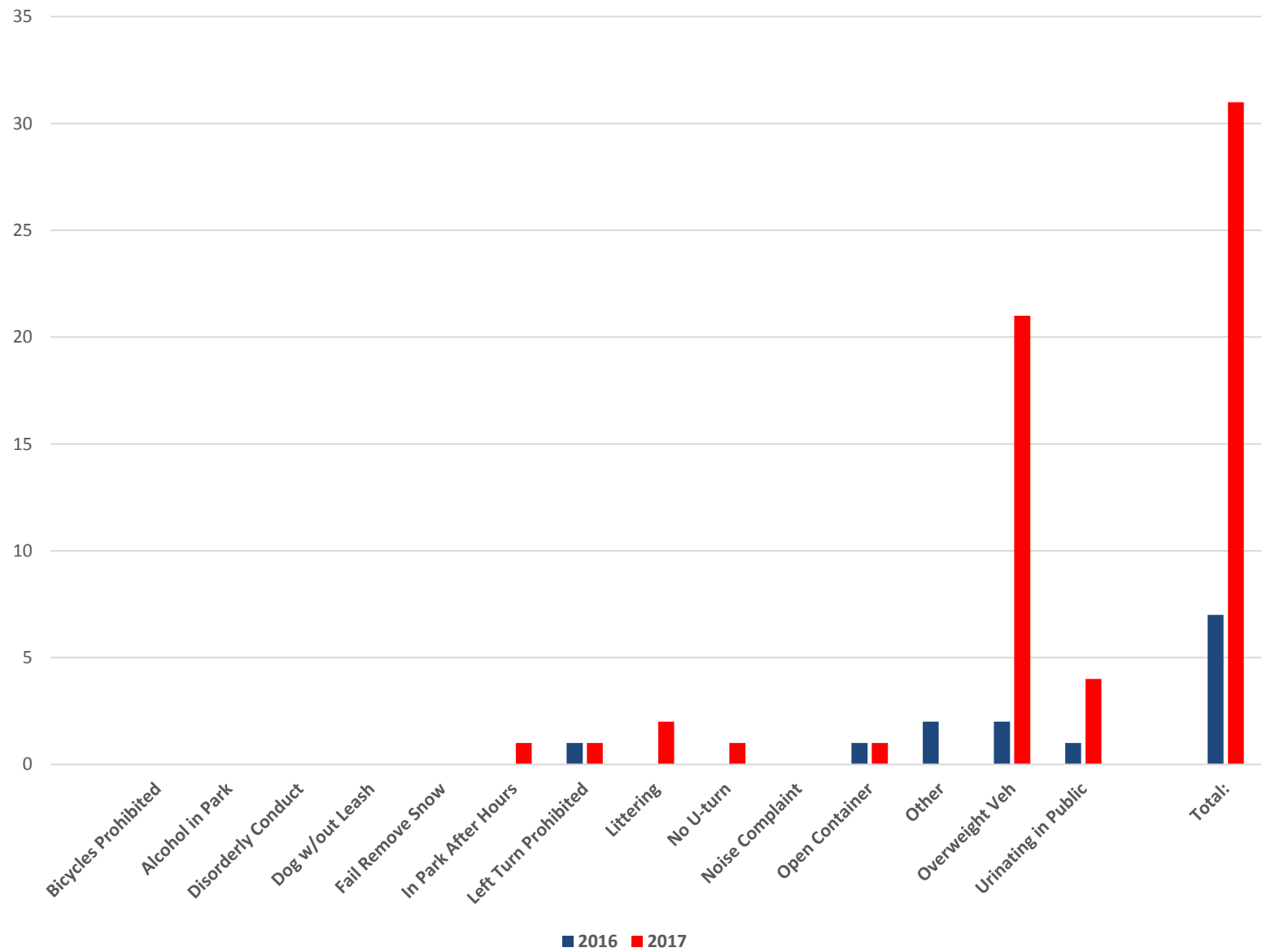
**PARKING VIOLATIONS
SEPTEMBER 2017**



SEPTEMBER PARKING VIOLATIONS

PARKING ORDINANCE	SEPTEMBER 2016	SEPTEMBER 2017	YTD 2017
Bus Zone	3	0	8
Loading Zone	18	33	320
Parking Within Designated Parking Stalls	25	44	269
No Parking Zones/Anytime	12	36	337
Park Between 2AM & 6AM 1hr Limit	221	175	1,491
Parking Limit 2 hrs Between 8AM & 6PM	58	176	1,055
Park Between 2AM & 6AM in Municipal Yard	1	0	7
Meters	1,383	1,714	15,773
Meter Feeding	5	2	10
Parking in Handicap Space	1	1	8
All Others	80	87	814
Total - Parking Violations	1,807	2,268	20,092

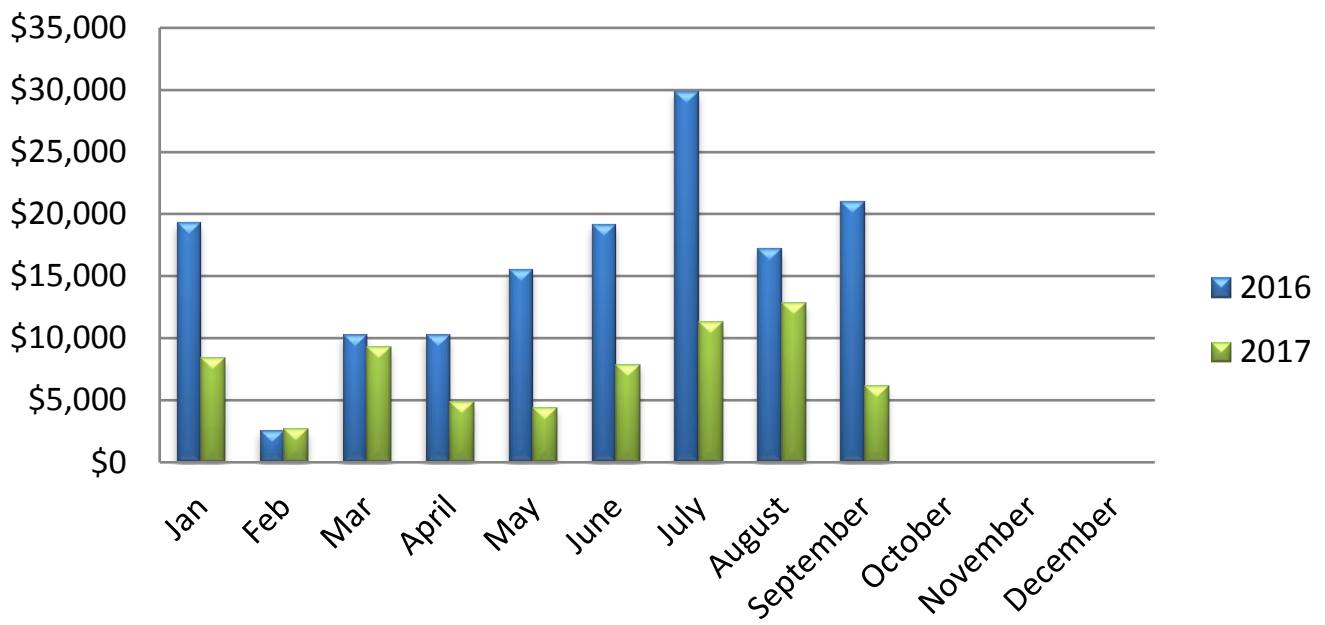
ORDINANCE VIOLATIONS SEPTEMBER 2017



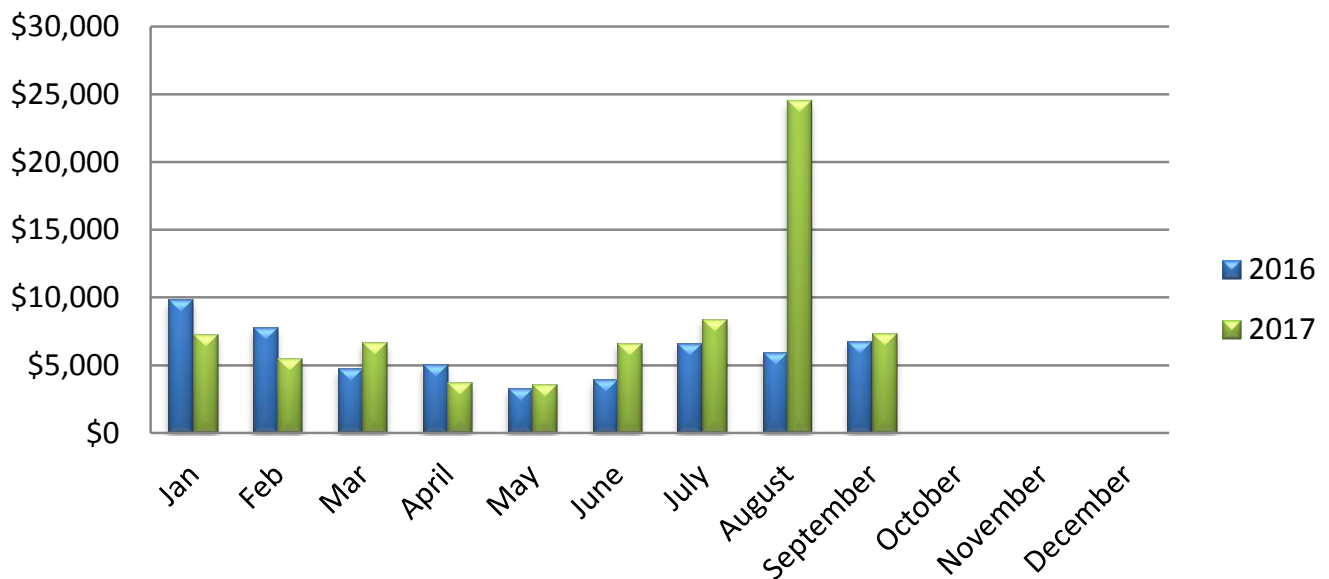
SEPTEMBER ORDINANCE VIOLATIONS

ORDINANCE VIOLATION	SEPTEMBER 2016	SEPTEMBER 2017	YTD 2017
Bicycles/Skateboards Prohibited	0	0	2
Consumption Alcohol in Park	0	0	0
Disorderly Conduct	0	0	2
Dog Without a Leash	0	0	0
Failure to Remove Snow	0	0	1
In Park After Hours	0	1	5
Left Turn Prohibited	1	1	6
Littering	0	2	10
No U-Turn	0	1	2
Noise Complaint	0	0	1
Open Container	1	1	9
Other	2	0	7
Overweight Vehicle	2	21	192
Urinating in Public	1	4	19
Total - Ordinance Violations	7	31	256

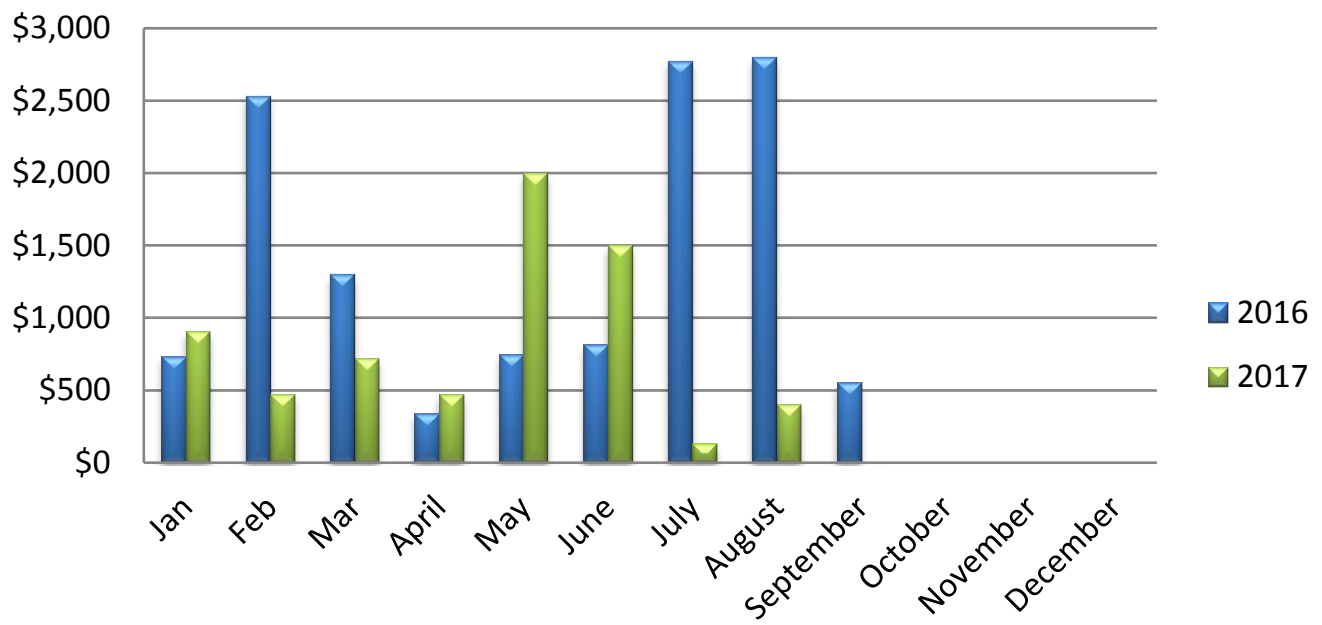
Patrol Overtime



Dispatch Overtime

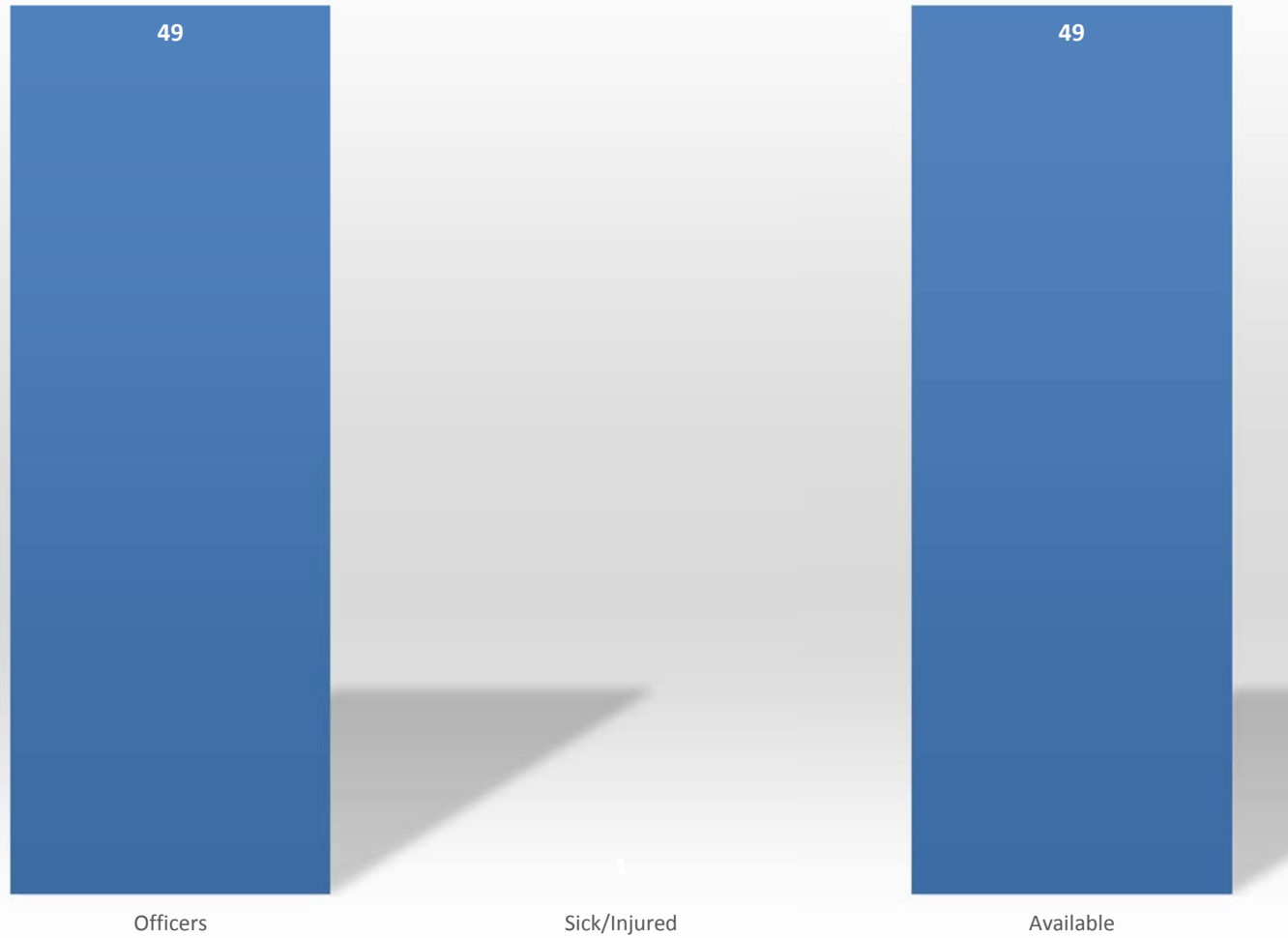


Detective Overtime



OFFICER AVAILABILITY September 2017

■ OFFICER AVAILABILITY





Princeton Police Department

1 Valley Road, Princeton, NJ 08540

Phone: 609-921-2100 Fax: 609-924-8197 Mun. Code: 1110

Gender & Ethnicity Report

MV Stops for 2017

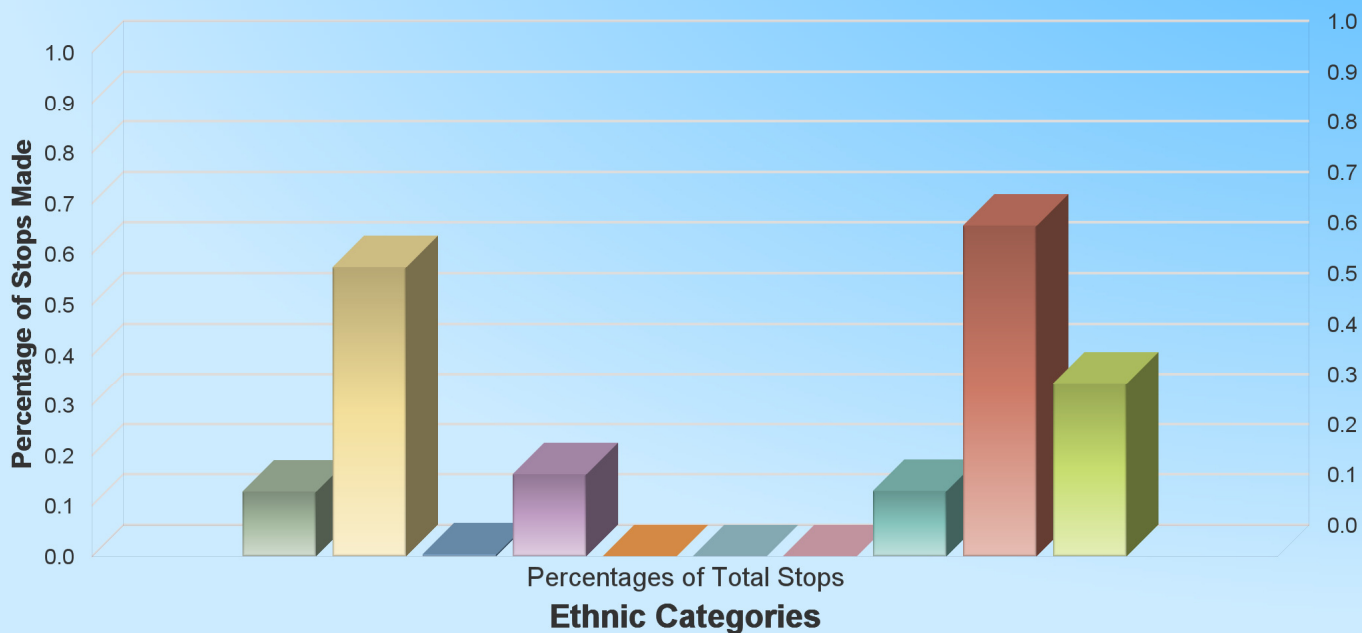
Total MV Stops: 7,596

Gender / Ethnic breakdown shown in percentages of overall number of MV Stops

Race Code	Total #	Percentage
White Hisp.	974	12.82%
White Non Hisp.	4,361	57.41%
Black Hisp.	31	0.41%
Black Non-Hisp.	1,237	16.28%
Native Amer/Eskimo Hisp.	2	0.03%
Native Amer/Eskimo Non-Hisp	1	0.01%
Asian Hisp.	5	0.07%
Asian Non-Hisp.	985	12.97%
Male	4,986	65.64%
Female	2,608	34.33%

Motor Vehicle Stops

White Hispanic White Non-Hisp Black Hisp Black Non-Hisp Asian Hisp Asian Non-Hisp
Amer-Indian, Eskimo, Pacific Islander Hisp Amer-Indian, Eskimo, Pacific Islander non-Hisp Male Female



- ❖ On Tuesday, August 1, 2017, Sgt. Solovay and K-9 Harris attended K-9 Patrol In-service training at the New Jersey State Police K-9 Training Academy in Wrightstown, New Jersey. The training was hosted and operated by the New Jersey State Police K-9 Training Unit. Areas of instruction included- obedience, agility, tracking, and criminal apprehension.
- ❖ On Tuesday, August 1, 2017, Sgt. Solovay and K-9 Harris conducted several “play drive” demonstrations for the attendees of National Night Out. Sgt. Solovay answered questions from community members and discussed the operations and benefits of the police K-9 program.
- ❖ On Tuesday, August 8, 2017, Sgt. Solovay and K-9 Harris attended In-service training for the New Jersey Detect and Render Safe Task Force. The training took place at the Princeton Theological Seminary in Princeton, NJ. The training was organized by the Princeton Police Department and operated by the New Jersey State Police K-9 Training Unit.
- ❖ On Wednesday, August 16, 2017, Sgt. Solovay and K-9 Harris conducted a K-9 demonstration at Community Park South for the Princeton Police Department Youth Police Academy. This event was organized by the Princeton Police Department Safe Neighborhoods Bureau. Sgt. Solovay provided a lecture about the K-9 Program discussing the tremendous advantages that the K-9 Unit brings to the police department and the community. The youth academy members were also provided with a demonstration involving explosives detection, obedience, agility, and criminal apprehension.



- ❖ On Tuesday, September 12, 2017, Sgt. Solovay and K-9 Harris attended In-service training for the New Jersey Detect and Render Safe Task Force at the State of New Jersey Vehicle Distribution Center, located in Ewing, NJ. The training was hosted and operated by the New Jersey State Police K-9 Training Unit.
- ❖ On Sunday, September 17, 2017, Sgt. Solovay and K-9 Harris conducted an explosives sweep in the area of Palmer Square for the JazzFest event.
- ❖ On Saturday, September 23, 2017, Sgt. Solovay and K-9 Harris conducted an explosives sweep at Mercer County Park for the Mercer County Italian American Festival. The request for the sweep was made by the West Windsor Police Department.

**2017 MOTOR VEHICLE
ACCIDENT STATISTICS**

VEHICLES INVOLVED

Number: 1,321

INJURIES INVOLVED

Number: 138

ACCIDENTS WITH INJURIES

Number: 113

PROPERTY DAMAGE ACCIDENTS

Number: 65

DRIVERS INVOLVED

Unknown: 76
Male: 701
Female: 544
Total: 1,321

DAYLIGHT/DARKNESS

Daylight: 578
Darkness: 121
Unknown: 0
Total: 699

ROAD CONDITIONS

Dry: 566
Wet: 112
Snow: 15
Ice: 5
Other: 1
Total: 699

ACCIDENTS INVOLVING DEER

Investigated by PD: 18
Not Investigated: 0
Total: 18

SUMMONS ISSUED

Number: 702

**ACCIDENTS INVOLVING
PEDESTRIANS**

Injury: 13
Non-Injury: 0
Fatal: 0
Other: 0

**ACCIDENTS INVOLVING
BICYCLISTS**

Injury: 9
Non-Injury: 4
Fatal: 0
Other: 0

NUMBER OF ACCIDENTS BY DAY

Unknown:	0
Monday:	99
Tuesday:	107
Wednesday:	133
Thursday:	119
Friday:	109
Saturday:	76
Sunday:	56
Total:	699

TIMES OF DAY

0001 – 0100:	1
0101 – 0200:	8
0201 – 0300:	5
0301 – 0400:	1
0401 – 0500:	2
0501 – 0600:	2
0601 – 0700:	7
0701 – 0800:	31
0801 – 0900:	41
0901 – 1000:	39
1001 – 1100:	36
1101 – 1200:	31
1201 – 1300:	48
1301 – 1400:	63
1401 – 1500:	52
1501 – 1600:	66
1601 – 1700:	59
1701 – 1800:	65
1801 – 1900:	45
1901 – 2000:	40
2001 – 2100:	14
2101 – 2200:	17
2201 – 2300:	10
2301 – 2400:	16
Total:	699

**ACCIDENTS INVOLVING
MOTORCYCLES**

Injury:	0
Non-Injury:	2
Fatal:	0
Other:	0

**ACCIDENTS WITH INJURIES
OR \$500 DAMAGE**

Number:	654
---------	-----

**PRIVATE PROPERTY
LOCATIONS**

Number:	127
---------	-----

WEATHER CONDITIONS

Other:	13
Snow:	14
Rain:	80
Clear:	592
Total:	699

FATAL ACCIDENTS

Number:	0
---------	---

USE OF FORCE 2017

	<u>Jan</u>	<u>Feb</u>	<u>Mar</u>	<u>Apr</u>	<u>May</u>	<u>Jun</u>	<u>Jul</u>	<u>Aug</u>	<u>Sep</u>	<u>Oct</u>	<u>Nov</u>	<u>Dec</u>	<u>Total</u>
<u>Total Number of Use of Force Incidents</u>	0	1	0	1	6	1	2	1	0				
<u>Persons against whom force was used</u>	0	1	0	1	6	1	2	1	0				
<u>Involving Officer use of Physical Force</u>	0	1	0	1	11	1	4	2	0				
<u>Involving Officer use of Mechanical Force</u>	0	0	0	0	0	0	0	0	0				
<u>Involving Officer use of Deadly Force</u>	0	0	0	0	0	0	0	0	0				

<u>January</u>	-
<u>February</u>	17-4818
<u>March</u>	-
<u>April</u>	17-13074
<u>May</u>	17-14895 /17-15314/17-15657 /17-15869 /17-16114 /17-16168
<u>June</u>	17-17795 / 17-21780
<u>July</u>	17-25121
<u>August</u>	17-25120
<u>September</u>	-
<u>October</u>	
<u>November</u>	
<u>December</u>	

MERCER COUNTY PROSECUTOR'S OFFICE
PROFESSIONAL STANDARDS SUMMARY REPORT FORM

Agency: _____

Reporting Period: _____

TABLE #1: COMPLAINTS FILED

	Anonymous Complaints	Citizen Complaints	Agency Complaints	Total Complaints
Excessive Force				
Improper Arrest				
Improper Entry				
Improper Search				
Other Criminal Violation				
Differential Treatment				
Demeanor				
Domestic Violence				
Other Rule Violation				
Total				

MERCER COUNTY PROSECUTOR'S OFFICE
PROFESSIONAL STANDARDS SUMMARY REPORT FORM

Agency: _____

Reporting Period: _____

TABLE #2: AGENCY DISPOSITIONS

	Sustained	Exonerated	Not Sustained	Unfounded	Administratively Closed	Total Dispositions
Excessive Force						
Improper Arrest						
Improper Entry						
Improper Search						
Other Criminal Violation						
Differential Treatment						
Demeanor						
Domestic Violence						
Other Rule Violation						
Total						

MERCER COUNTY PROSECUTOR'S OFFICE
PROFESSIONAL STANDARDS SUMMARY REPORT FORM

Agency: _____

Reporting Period: _____

TABLE #3: COURT DISPOSITIONS

	Cases Dismissed	Cases Diverted	Acquittals	Convictions
Municipal Court				
Superior Court				
Total				