

PRINCETON POLICE
DEPARTMENT
CHIEF'S MONTHLY REPORT



OCTOBER
2017

TABLE OF CONTENTS

SAFE NEIGHBORHOOD BUREAU	1
JUVENILE BUREAU	2
ARRESTS	3
UCR TOTAL	5
POLICE SERVICE CALLS	7
OFFENSES	9
NON-CRIMINAL	11
SUMMONSES	14
PARKING VIOLATIONS	16
ORDINANCE VIOLATIONS	18
OVERTIME	20
OFFICER AVAILABILITY	23
GENDER/ETHNICITY REPORT	24
MOTOR VEHICLE ACCIDENT STATISTICS	25
USE OF FORCE	27

Safe Neighborhood Bureau Monthly Report

October 2017

- ❖ **October 4** – SNB attended Community Relations seminar at Princeton University.
- ❖ **October 5** – SNB Conducted a Social Hosting seminar for Hun School Post Grads.
- ❖ **October 12** – SNB attended Active Shooter response planning with Princeton Library
- ❖ **October 17** – SNB attended PADA Fall Education Planning meeting.
- ❖ **October 18** – SNB attended Goals meeting with Mayor and Council members. Conducted Bullying Presentation, Riverside School.
- ❖ **October 19** – SNB conducted presentation on Character to Littlebrook Elementary students.
- ❖ **October 23** – SNB Attended Cub Scout Den meeting at St. Paul's Church.
- ❖ **October 24** – Conducted Safety brief for Princeton University International Students at the Davis Center.
- ❖ **October 25** – SNB Attended Staff Meeting at Riverside School Evacuation meeting.
- ❖ **October 27** – SNB conducted Halloween Safety, Social Media Awareness and Cyberbullying presentations at St. Paul's School. Attended The Arts Council Halloween Parade.
- ❖ **October 30** – SNB worked Mischief Night Detail
- ❖ **October 31** – SNB attended Charter School Halloween Day Parade.

Other Issues of note.

- ❖ SNB Tagged 20 abandoned bikes at Hinds Plaza for removal by DPW
- ❖ SNB 8 crossings and 13 school initiatives.
- ❖ SNB performed 18 vacant house checks. SNB conducted 5 Foot Patrols.
- ❖ The SNB conducted two Trunk or Treats (General Johnson School & St. Paul's School).
- ❖ Current Social Media: FB - 3,698; Twitter - 4,262; Nixle 6120 contacts, 5,650 sms text, 4,357 email.



PRINCETON POLICE DEPARTMENT

1 Valley Road
Princeton, NJ 08540
(609) 921-2100 - Phone
(609) 688-2047 - Fax

Juvenile Report October 2017

Juvenile Petitioned to Family Court

A sixteen-year-old boy was charged with Unlawful Taking of a Means of Conveyance after he was found to be an unlicensed driver operating a vehicle that he did not have permission to operate. He was also charged with the motor vehicle offenses. A fifteen-year-old boy was also charged with being a passenger in the vehicle.

Juvenile Incidents

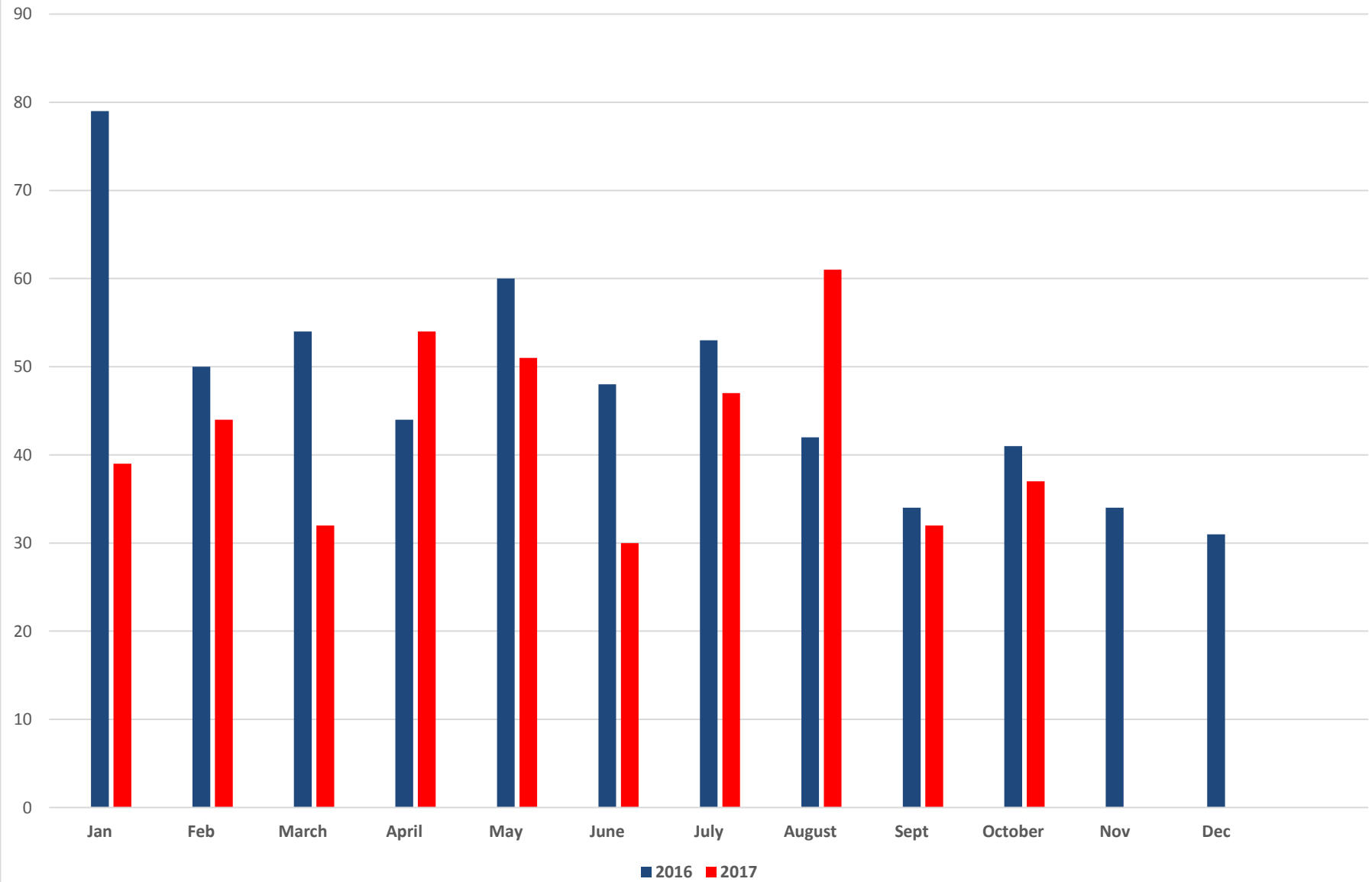
Patrol responded for a noise complaint and discovered an alcohol party being hosted by the seventeen-year-old male resident without his parent's knowledge. The juveniles attending were turned over to the custody of their parents.

Subsequent to a medical call at Princeton school, patrol discovered a seventeen-year-old female had consumed alcoholic beverages while being underage. The juvenile was turned over to her father.

Juvenile Family Crisis

A thirteen-year-old juvenile walked away from her residence after a verbal altercation with her mother. Patrol located the female sitting at a bus stop with her brother and they returned her home and expressed the importance of listening to her mother.

ARRESTS OCTOBER 2017

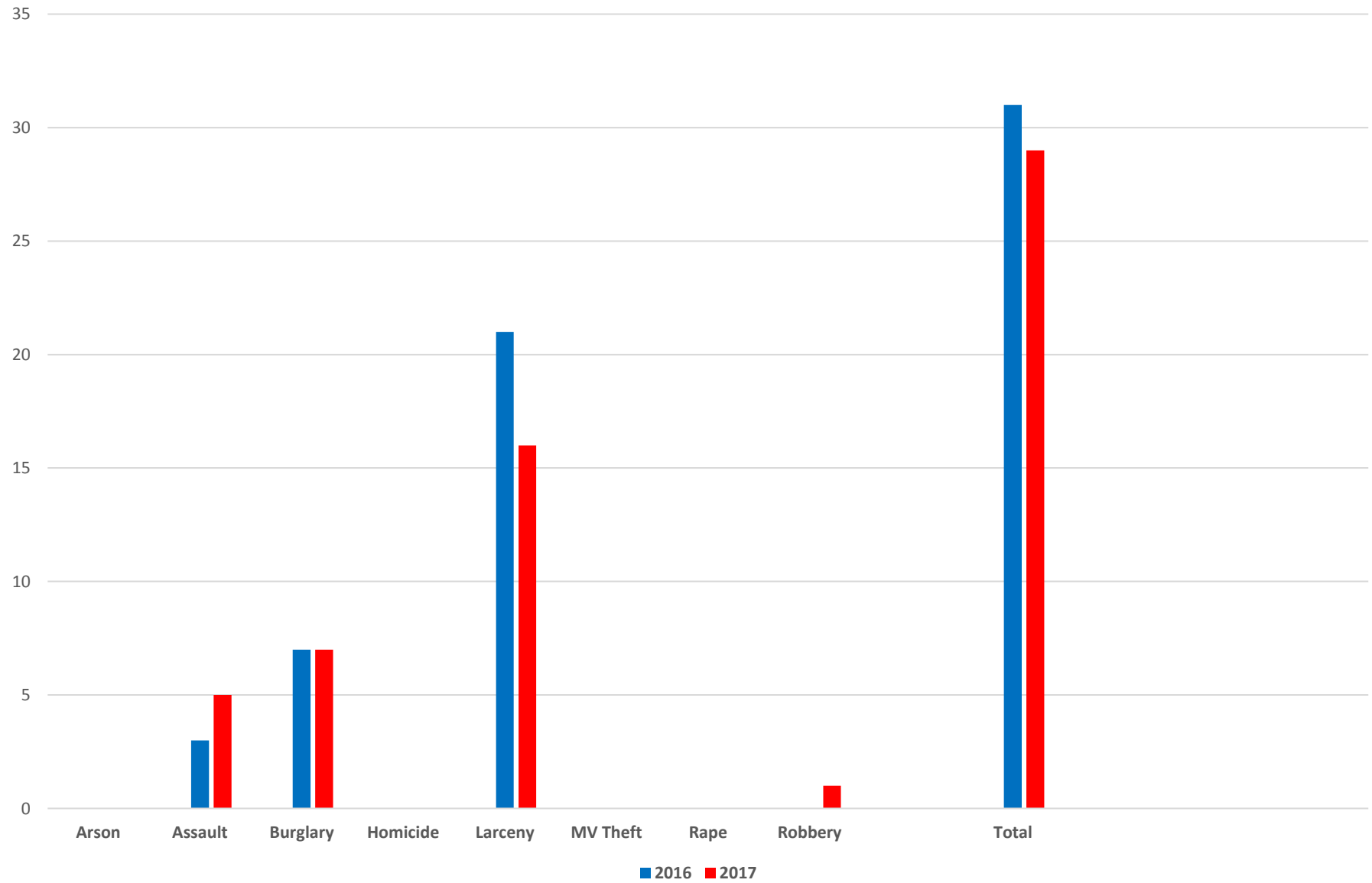


TOTAL ARRESTS

2017	Jan	Feb	March	April	May	June	July	Aug	Sept	Oct	Nov	Dec	YTD 2017
Arrests	39	44	32	54	51	30	47	61	32	37			427

2016	Jan	Feb	March	April	May	June	July	Aug	Sept	Oct	Nov	Dec	YTD 2016
Arrests	79	50	54	44	60	48	53	42	34	41	34	31	570

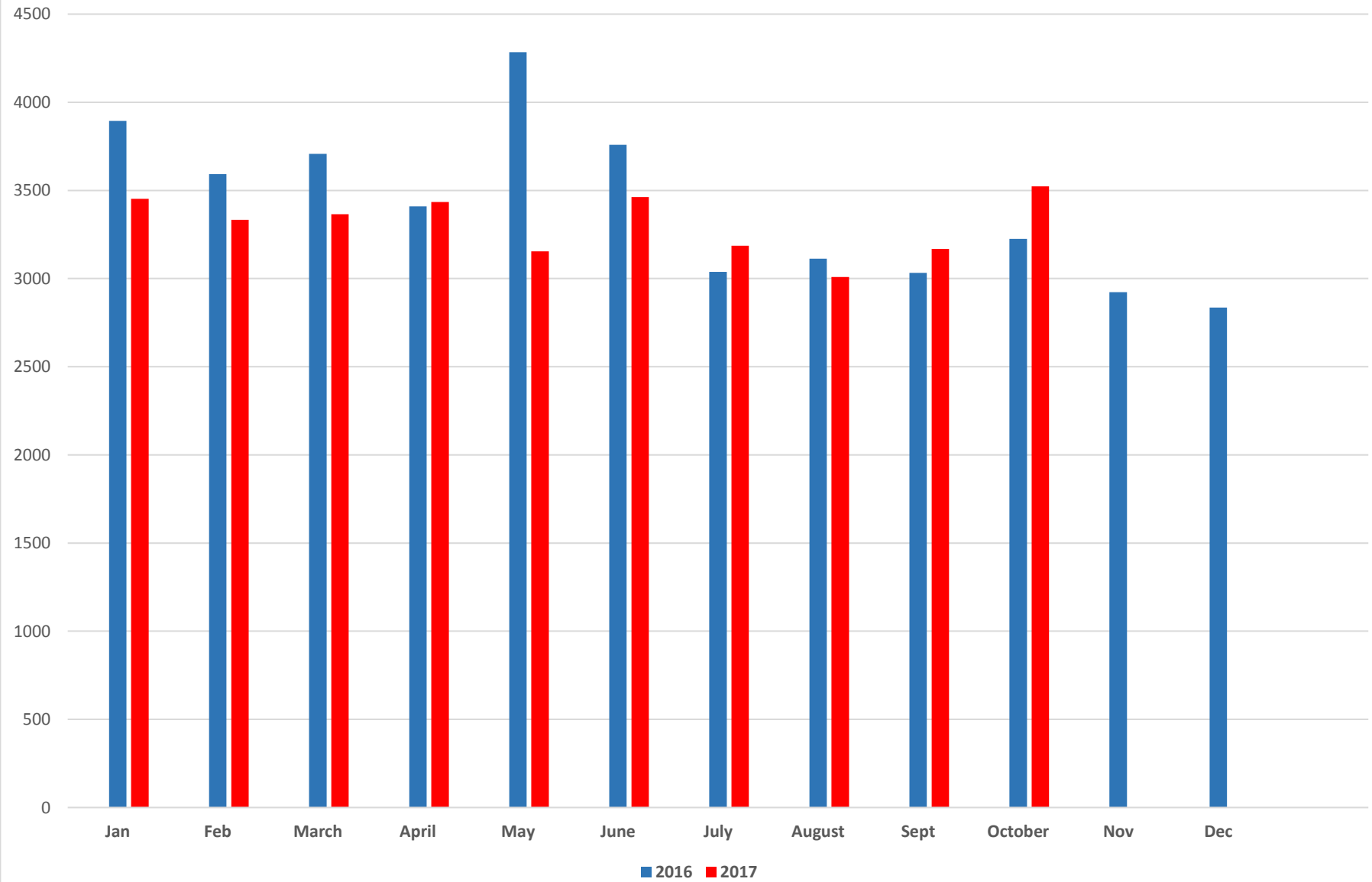
UCR OCTOBER 2017



OCTOBER UCR

UCR TYPE	OCTOBER 2016	OCTOBER 2017	YTD 2017
Arson	0	0	3
Assault	3	5	32
Burglary	7	7	39
Homicide	0	0	0
Larceny	21	16	161
Motor Vehicle Theft	0	0	6
Rape	0	0	0
Robbery	0	1	1
TOTAL	31	29	242

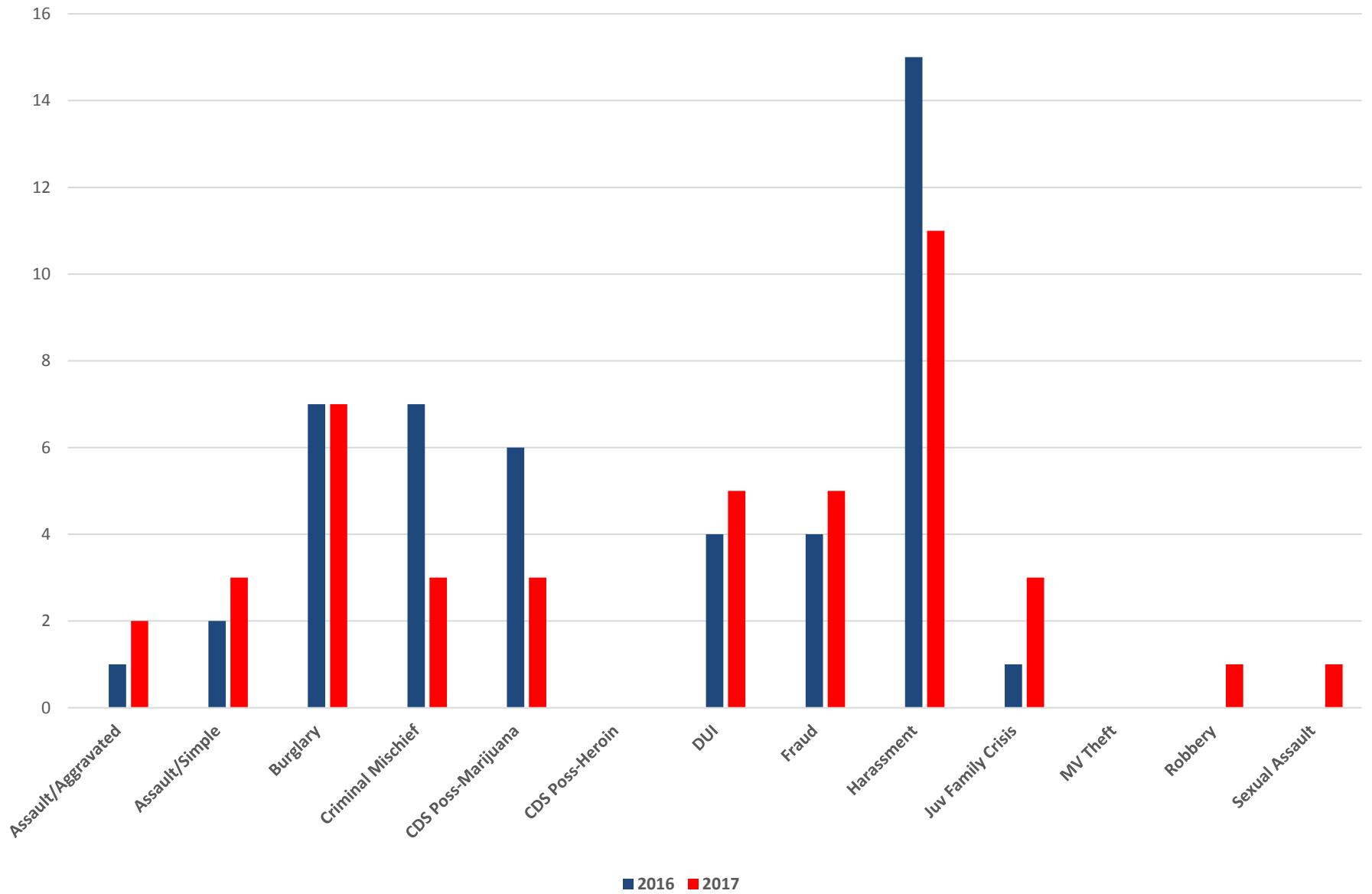
SERVICE CALLS OCTOBER 2017



SERVICE CALLS

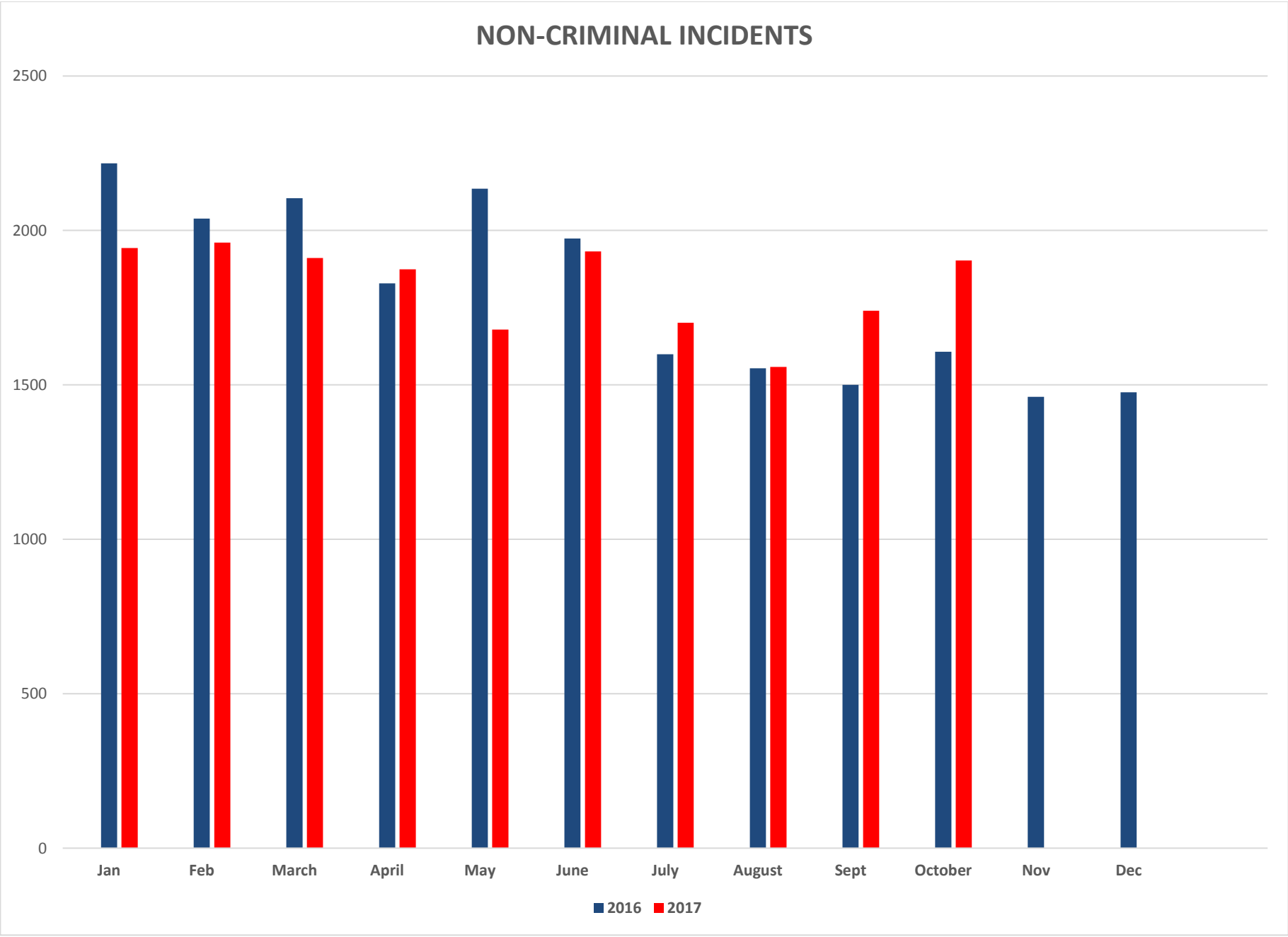
Service Calls	Jan	Feb	March	April	May	June	July	Aug	Sept	Oct	Nov	Dec	YTD
2017	3,453	3,333	3,365	3,434	3,154	3,462	3,187	3,009	3,168	3,523			33,088
2016	3,894	3,593	3,708	3,410	4,284	3,759	3,038	3,113	3,032	3,225	2,923	2,835	40,814

OFFENSES OCTOBER 2017



OCTOBER OFFENSES

OFFENSE TYPE	OCTOBER 2016	OCTOBER 2017	YTD 2017
Assault/Aggravated	1	2	5
Assault/Simple	2	3	25
Burglary	7	7	42
Criminal Mischief	7	3	54
CDS Possession – Marijuana	6	3	70
CDS Possession – Heroin	0	0	3
DUI	4	5	63
Fraud	4	5	46
Harassment	15	11	90
Juvenile Family Crisis	1	3	14
Motor Vehicle Theft	0	0	6
Robbery	0	1	1
Sexual Assault	0	1	1
Shoplifting	2	1	11
Soliciting W/Out Permit	2	1	14
Theft	21	16	157
Theft by Deception	0	2	14
Threat/Improper Influence	1	0	2
Warrant Arrest	4	10	68
TOTAL	77	74	686



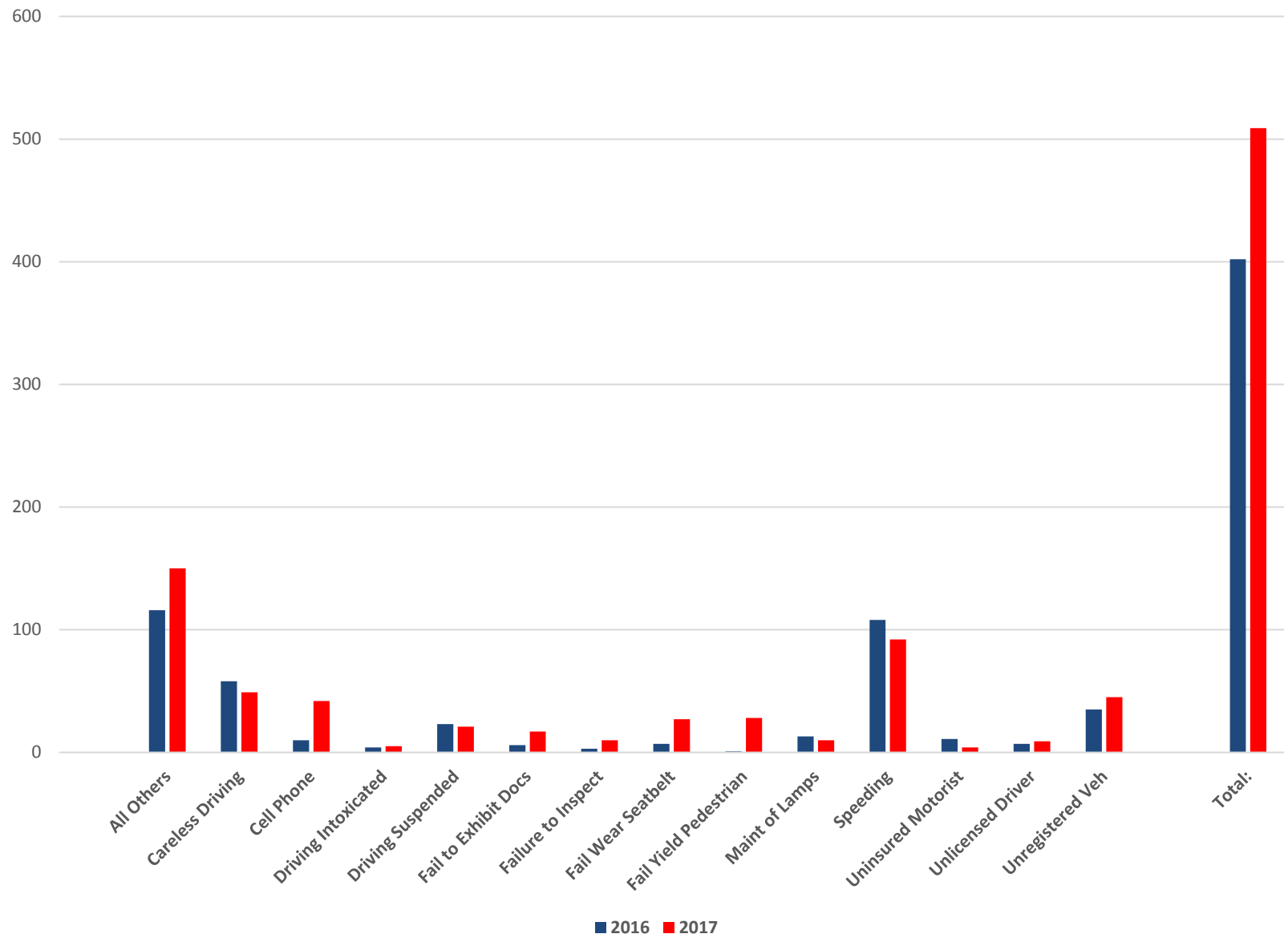
OCTOBER NON-CRIMINAL INCIDENTS

NON-CRIMINAL INCIDENTS	OCTOBER 2016	OCTOBER 2017	YTD 2017
Alarms Auto	1	1	14
Alarms Burglary	0	0	3
Alarms Commercial Burglary	42	30	336
Alarms Commercial Fire	39	13	208
Alarms Fire	5	2	7
Alarms Maintenance	0	0	0
Alarms Medical	4	5	52
Alarms Other	0	3	39
Alarms Panic	9	9	76
Alarms Residential Burglary	66	71	697
Alarms Residential Fire	13	19	141
Animal Complaints	52	33	355
Building Check	4	0	41
Business Disputes	5	4	27
Disabled Vehicle	19	37	287
Emotionally Disturbed Person	5	8	60
Escorts Traffic	1	0	2
Fingerprints	5	3	65
Fire (Other) Odor of Smoke	3	5	46
Fire Commercial	0	0	3
Fire Dwelling	2	1	10
Fire False	0	0	0
Fire Vehicle	1	0	3
Firearms Background	6	3	51
Foot Patrol	52	36	489
Found Bicycles	1	3	19
Found Property	18	15	171
Gas Leaks/Explosion	1	6	53
Intoxicated Person	10	2	23
Landlord/Tenant	1	1	6
Littering	1	0	2
Lockout/MV	15	15	119
Lockout/Residence	2	1	20
Lost Property	8	4	62
Medical Call	191	227	1,812
Missing Person	5	3	35
Motor Vehicle Complaint	25	14	131
Motor Vehicle Incident	7	0	45

OCTOBER NON-CRIMINAL INCIDENTS

NON-CRIMINAL INCIDENTS	OCTOBER 2016	OCTOBER 2017	YTD 2017
Motor Vehicle Stop	554	762	8,010
MVA	0	0	0
MVA Involving Injury	9	10	66
MVA No Injury	95	72	752
MVA No Report	6	4	41
MVA With Bicycle	2	2	16
MVA With Deer	3	7	27
MVA With Pedestrian	1	6	21
Noise Complaint	19	20	169
Notifications	10	15	102
Parking Complaints	48	38	435
Prisoner Transport	2	1	18
School Crossing	34	168	957
School Detail	79	36	315
Service of Subpoena	2	0	3
Suspicious Incidents	37	60	394
Suspicious Package	0	0	0
Suspicious Person	17	14	160
Suspicious Vehicle	16	19	268
Traffic Hazard	3	13	114
Tree Down	9	7	115
Unattended Death	0	3	5
Unwanted Person	4	7	32
Urinating in Public	0	2	13
Vacant House Check	14	18	336
Welfare Check	15	39	246
Wire/Pole Down	9	6	77
Non-Criminal – TOTAL	1,607	1,903	18,202

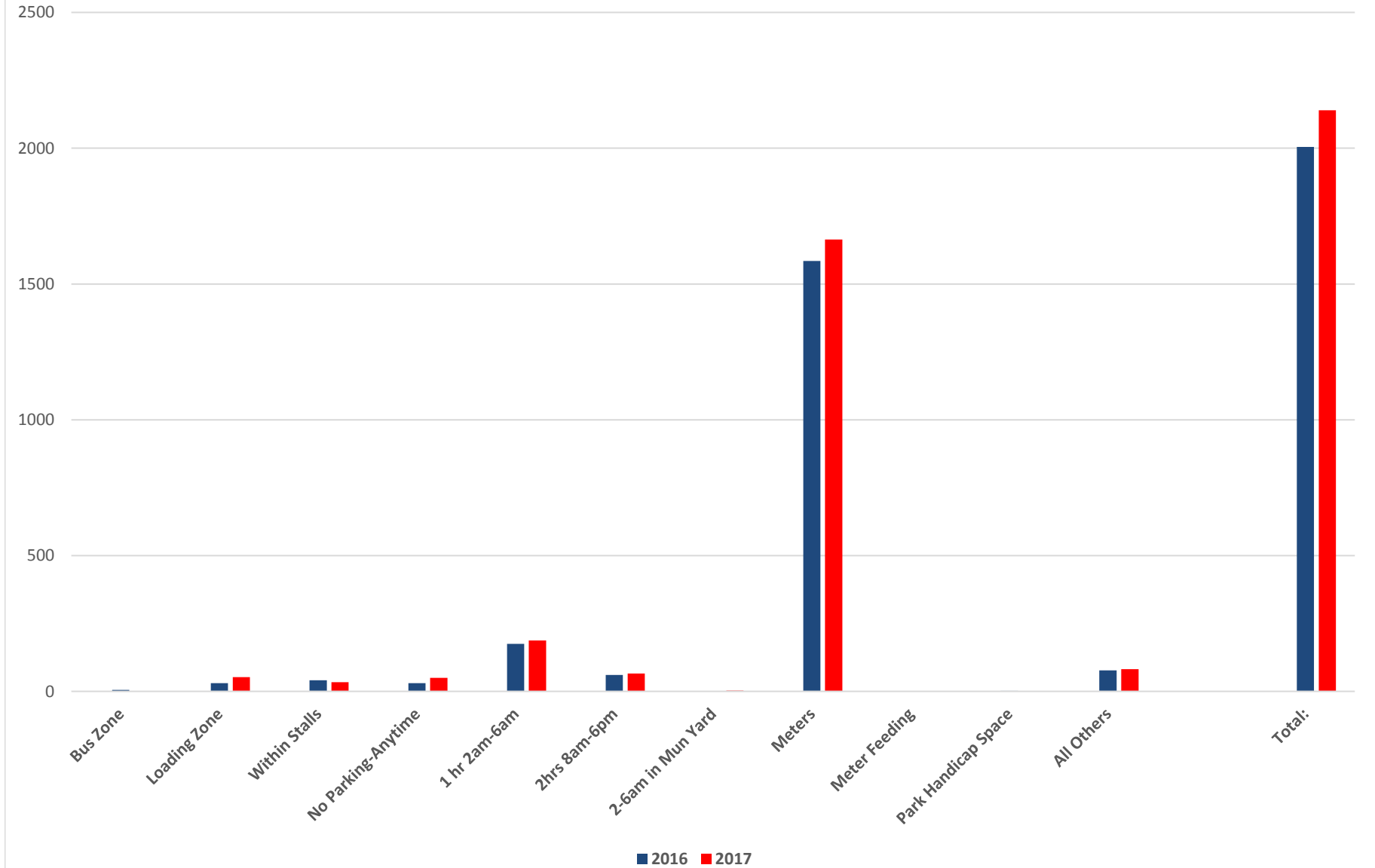
SUMMONSES OCTOBER 2017



OCTOBER SUMMONSES

SUMMONS TYPE	OCTOBER 2016	OCTOBER 2017	YTD 2017
All Other	116	150	1,741
Careless Driving	58	49	418
Cell Phone	10	42	228
Driving While Intoxicated	4	5	56
Driving While Suspended	23	21	285
Failure to Exhibit Documents	6	17	122
Failure to Inspect	3	10	256
Failure to Wear Seatbelt	7	27	145
Failure to Yield to Pedestrian in Crosswalk	1	28	103
Maintenance of Lamps	13	10	118
Speeding	108	92	1,018
Uninsured Motorist	11	4	59
Unlicensed Driver	7	9	120
Unregistered Vehicle	35	45	465
Total Summonses	402	509	5,134

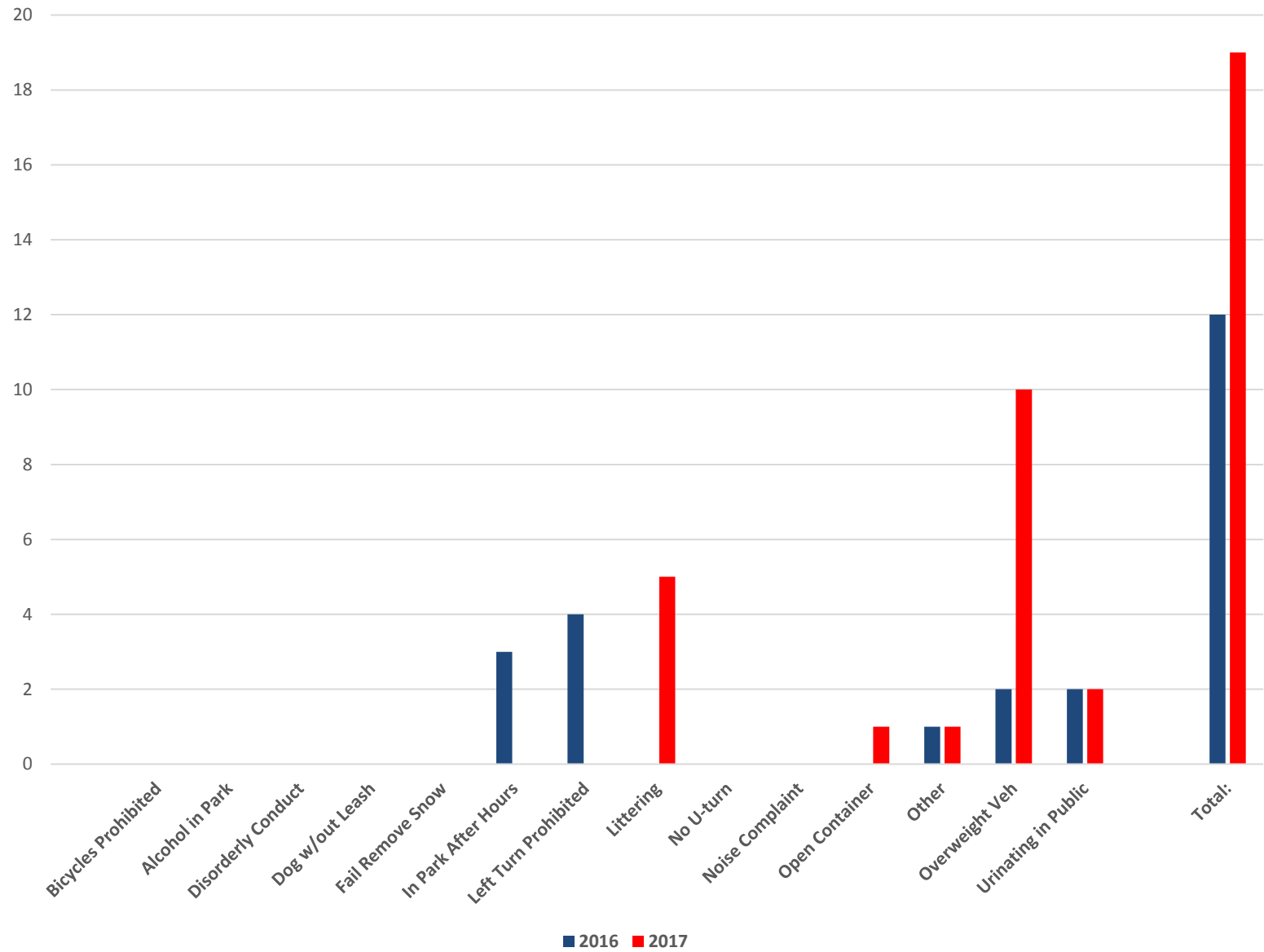
**PARKING VIOLATIONS
OCTOBER 2017**



OCTOBER PARKING VIOLATIONS

PARKING ORDINANCE	OCTOBER 2016	OCTOBER 2017	YTD 2017
Bus Zone	5	1	9
Loading Zone	30	52	372
Parking Within Designated Parking Stalls	41	34	303
No Parking Zones/Anytime	30	50	387
Park Between 2AM & 6AM 1hr Limit	175	187	1,678
Parking Limit 2 hrs Between 8AM & 6PM	60	66	1,121
Park Between 2AM & 6AM in Municipal Yard	0	3	10
Meters	1,585	1,664	17,437
Meter Feeding	0	1	11
Parking in Handicap Space	2	0	8
All Others	77	82	896
Total - Parking Violations	2,005	2,140	22,232

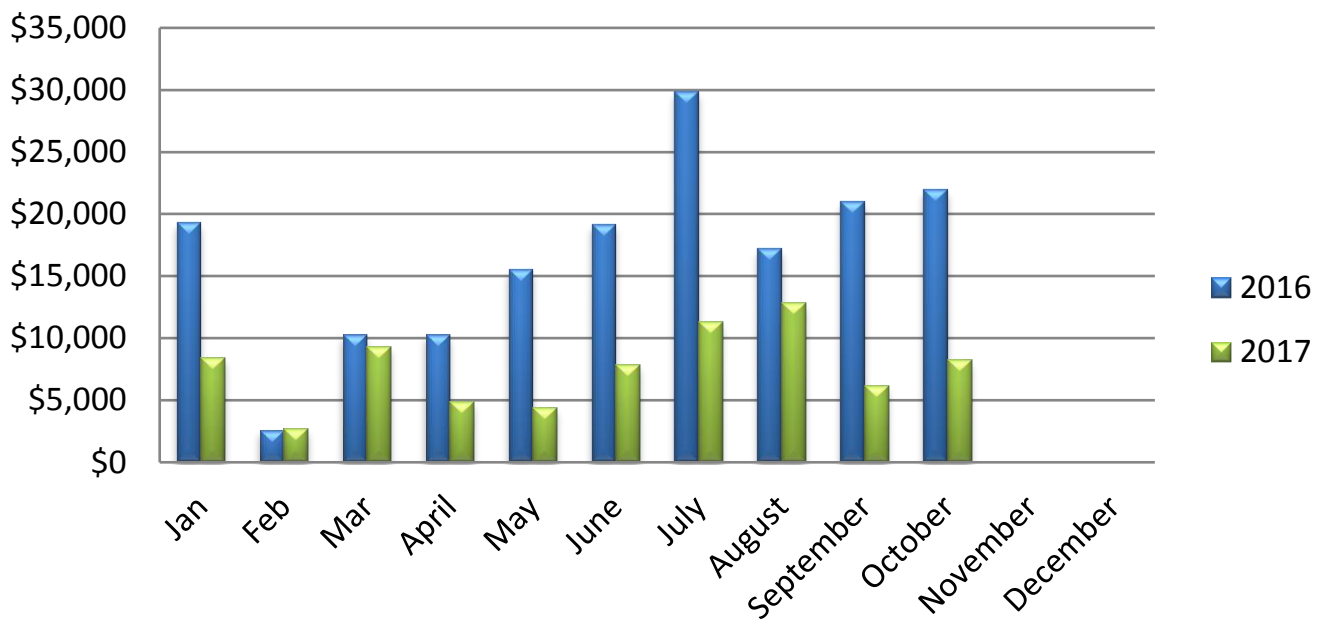
ORDINANCE VIOLATIONS OCTOBER 2017



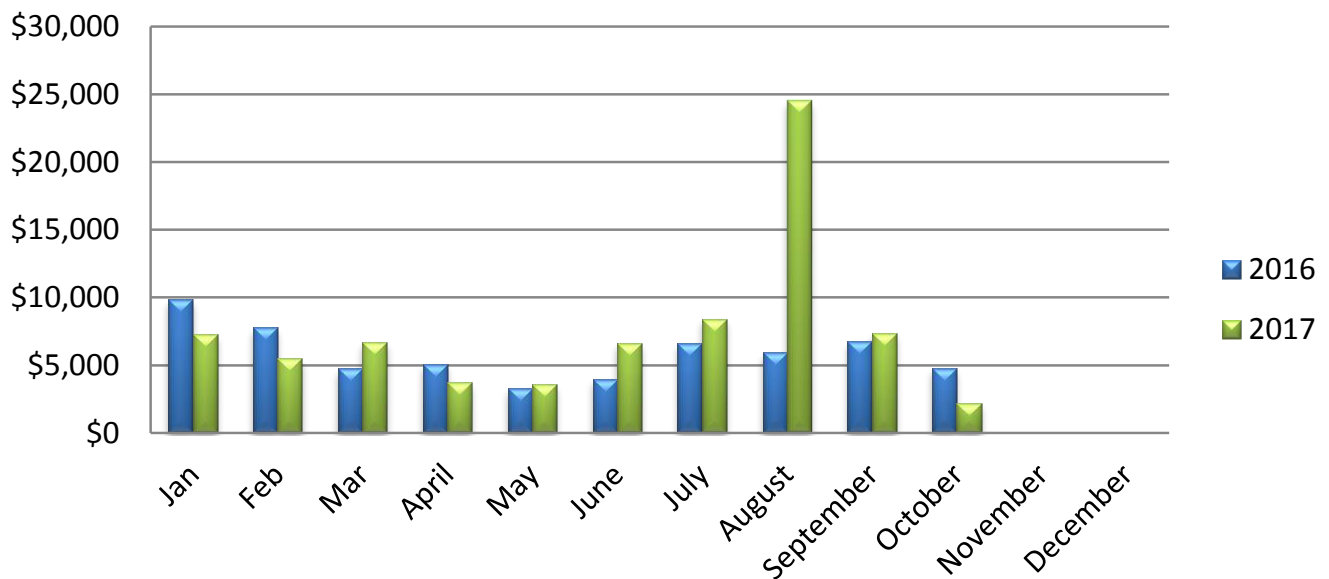
OCTOBER ORDINANCE VIOLATIONS

ORDINANCE VIOLATION	OCTOBER 2016	OCTOBER 2017	YTD 2017
Bicycles/Skateboards Prohibited	0	0	2
Consumption Alcohol in Park	0	0	0
Disorderly Conduct	0	0	2
Dog Without a Leash	0	0	0
Failure to Remove Snow	0	0	1
In Park After Hours	3	0	5
Left Turn Prohibited	4	0	6
Littering	0	5	15
No U-Turn	0	0	2
Noise Complaint	0	0	1
Open Container	0	1	10
Other	1	1	8
Overweight Vehicle	2	10	202
Urinating in Public	2	2	21
Total - Ordinance Violations	12	19	275

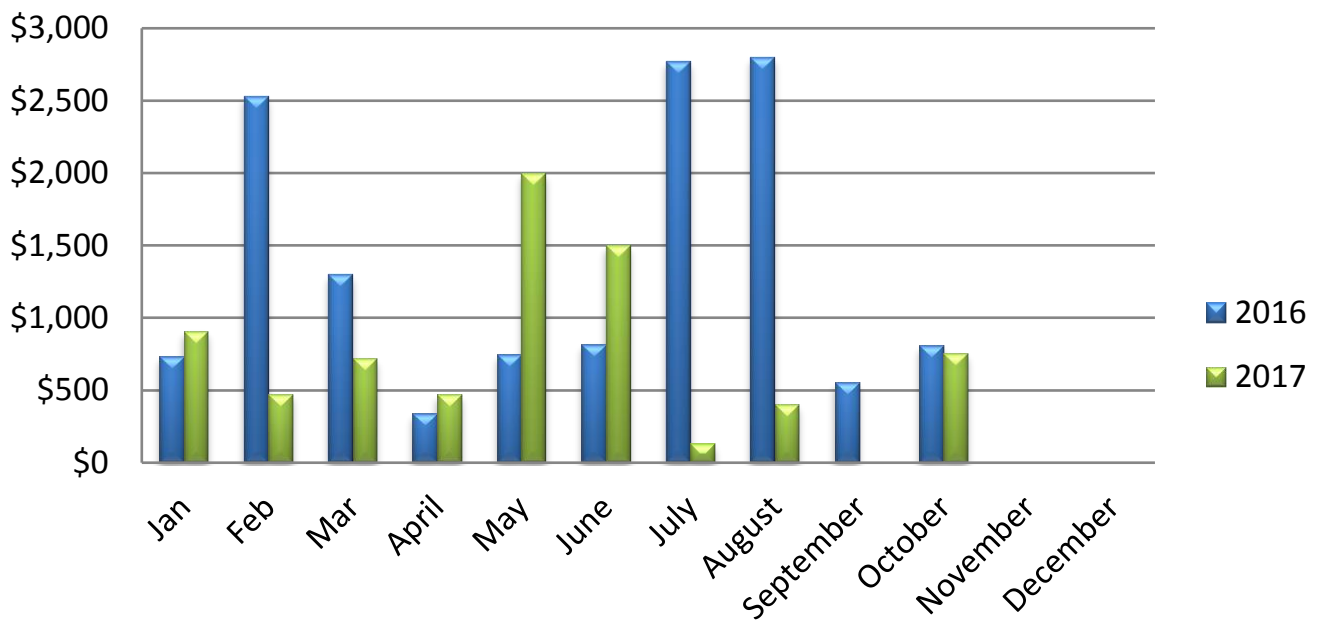
Patrol Overtime



Dispatch Overtime

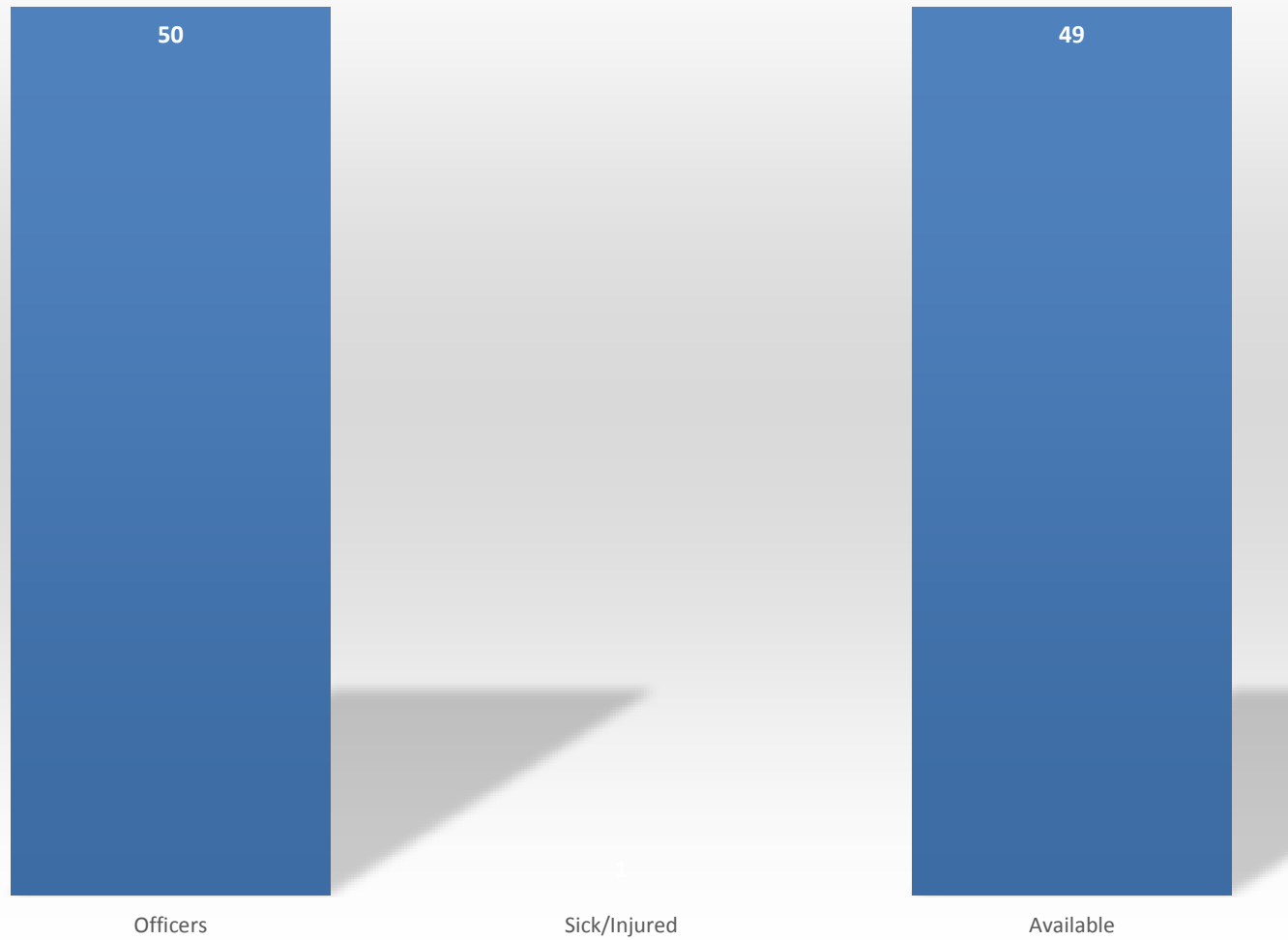


Detective Overtime



OFFICER AVAILABILITY October 2017

■ OFFICER AVAILABILITY





Princeton Police Department

1 Valley Road, Princeton, NJ 08540

Phone: 609-921-2100 Fax: 609-924-8197 Mun. Code: 1110

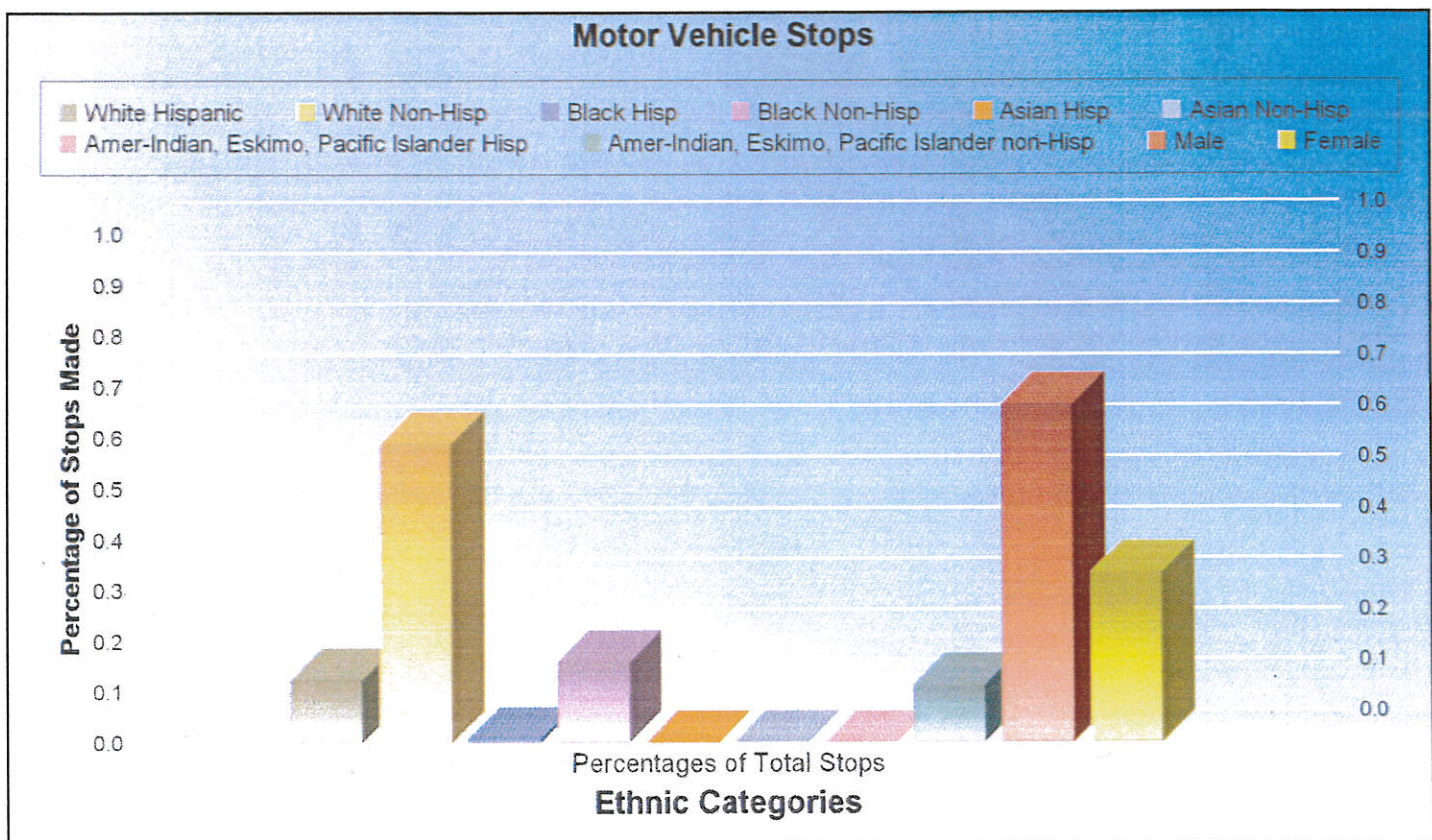
Gender & Ethnicity Report

MV Stops for October 2017

Total MV Stops: 760

Gender / Ethnic breakdown shown in percentages of overall number of MV Stops

Race Code	Total #	Percentage
White Hisp.	96	12.63%
White Non Hisp.	448	58.95%
Black Hisp.	6	0.79%
Black Non-Hisp.	122	16.05%
Native Amer/Eskimo Hisp.	1	0.13%
Native Amer/Eskimo Non-Hisp	1	0.13%
Asian Hisp.	0	0.00%
Asian Non-Hisp.	86	11.32%
Male	506	66.58%
Female	254	33.42%



**2017 MOTOR VEHICLE
ACCIDENT STATISTICS**

VEHICLES INVOLVED

Number: 1,495

INJURIES INVOLVED

Number: 162

ACCIDENTS WITH INJURIES

Number: 134

PROPERTY DAMAGE ACCIDENTS

Number: 79

DRIVERS INVOLVED

Unknown: 79
Male: 797
Female: 619
Total: 1,495

DAYLIGHT/DARKNESS

Daylight: 659
Darkness: 137
Unknown: 0
Total: 796

ROAD CONDITIONS

Dry: 649
Wet: 126
Snow: 15
Ice: 5
Other: 1
Total: 796

ACCIDENTS INVOLVING DEER

Investigated by PD: 25
Not Investigated: 0
Total: 25

SUMMONS ISSUED

Number: 803

**ACCIDENTS INVOLVING
PEDESTRIANS**

Injury: 16
Non-Injury: 2
Fatal: 1
Other: 0

**ACCIDENTS INVOLVING
BICYCLISTS**

Injury: 10
Non-Injury: 5
Fatal: 0
Other: 0

NUMBER OF ACCIDENTS BY DAY

Unknown:	0
Monday:	115
Tuesday:	128
Wednesday:	143
Thursday:	131
Friday:	126
Saturday:	85
Sunday:	68
Total:	796

TIMES OF DAY

0001 – 0100:	1
0101 – 0200:	8
0201 – 0300:	6
0301 – 0400:	1
0401 – 0500:	3
0501 – 0600:	2
0601 – 0700:	8
0701 – 0800:	33
0801 – 0900:	47
0901 – 1000:	42
1001 – 1100:	42
1101 – 1200:	42
1201 – 1300:	57
1301 – 1400:	67
1401 – 1500:	64
1501 – 1600:	78
1601 – 1700:	66
1701 – 1800:	69
1801 – 1900:	55
1901 – 2000:	40
2001 – 2100:	18
2101 – 2200:	18
2201 – 2300:	13
2301 – 2400:	16
Total:	796

**ACCIDENTS INVOLVING
MOTORCYCLES**

Injury:	0
Non-Injury:	2
Fatal:	0
Other:	0

**ACCIDENTS WITH INJURIES
OR \$500 DAMAGE**

Number:	744
---------	-----

**PRIVATE PROPERTY
LOCATIONS**

Number:	140
---------	-----

WEATHER CONDITIONS

Other:	14
Snow:	14
Rain:	90
Clear:	678
Total:	796

FATAL ACCIDENTS

Number:	1
---------	---

USE OF FORCE

2017

	<u>Jan</u>	<u>Feb</u>	<u>Mar</u>	<u>Apr</u>	<u>May</u>	<u>Jun</u>	<u>Jul</u>	<u>Aug</u>	<u>Sep</u>	<u>Oct</u>	<u>Nov</u>	<u>Dec</u>	<u>Total</u>
<u>Total Number of Use of Force Incidents</u>	0	1	0	1	6	1	2	1	0	2			
<u>Persons against whom force was used</u>	0	1	0	1	6	1	2	1	0	2			
<u>Involving Officer use of Physical Force</u>	0	1	0	1	11	1	4	2	0	2			
<u>Involving Officer use of Mechanical Force</u>	0	0	0	0	0	0	0	0	0	0			
<u>Involving Officer use of Deadly Force</u>	0	0	0	0	0	0	0	0	0	0			

January	-
February	17-4818
March	-
April	17-13074
May	17-14895 /17-15314/17-15657 /17-15869 /17-16114 /17-16168
June	17-17795 / 17-21780
July	17-25121
August	17-25120
September	-
October	17-30128 / 17-31032
November	
December	