

PRINCETON POLICE  
DEPARTMENT  
CHIEF'S MONTHLY REPORT



May  
2017

## TABLE OF CONTENTS

SAFE NEIGHBORHOOD BUREAU	1
JUVENILE BUREAU	3
ARRESTS	4
UCR TOTAL	6
POLICE SERVICE CALLS	8
OFFENSES	10
NON-CRIMINAL	12
SUMMONSES	15
PARKING VIOLATIONS	17
ORDINANCE VIOLATIONS	19
OVERTIME	21
OFFICER AVAILABILITY	24
GENDER/ETHNICITY REPORT	25
K-9 ACTIVITY REPORT	26
MOTOR VEHICLE ACCIDENT STATISTICS	27
USE OF FORCE	29
IA SECOND QUARTER 2017	30

# **Safe Neighborhood Bureau Monthly Report**

**May 2017**

- **May 3** – SNB Attended meeting with PHS Phys Ed instructor Lenny Goduto regarding participation in PHS field day activities.
- **May 4** – SNB attended Princeton Area Drug Alliance meeting.
- **May 5** – SNB conducted a station tour.
- **May 9** – SNB attended & documented the Police Unity Tour sendoff event.
- **May 9** - SNB hosted a discussion with Corner House student leaders regarding underage drinking & social hosting.
- **May 10** – SNB conducted a presentation at the Hun School on Drug facts and Potential Legal Ramifications of use.
- **May 11** – SNB attended the Marijuana Committee meeting.
- **May 12**– SNB conducted 2 Driver’s Education presentations “What to do when Pulled over by Police”.
- **May 17** – SNB attended PHS field day Meeting.
- **May 18** – SNB conducted Youth Advisory Council (YAC) interviews with YAC board members.
- **May 20** – SNB conducted the Wheels Rodeo at CP pool lot.
- **May 23** – SNB Hosted Station & Firehouse tours for four classes of Riverside School 2<sup>nd</sup> graders.
- **May 23** - SNB conducted Youth Advisory Council (YAC) interviews with YAC board members.
- **May 24** – SNB participated in the “Marijuana, Weeding Out the Myths” forum at JW School.
- **May 25** – SNB participated in YAC interviews.
- **May 26** – SNB conducted Drunk Driving simulations with “Beer goggles” and a pedal cart for the PHS student body during their field day activities.

### **Other Issues of note.**

- ❖ SNB & Corner House launched the Princeton C.A.R.E. initiative providing immediate intervention for arrested subjects suffering from drug addiction who want help getting sober.
- ❖ During the month of May SNB Officer Ptl Pinelli inspected and installed 13 child safety seats for Princeton residents.
- ❖ SNB Covered 2 School Crossings, 3 foot patrols, 4 community policing initiatives and registered 25 bicycles.
- ❖ During the month of May, SNB performed 13 vacant house checks.



## **Princeton Police Department**

**1 Valley Road, Princeton, NJ 08540**

**Phone: (609)921-2100 / Fax: (609)924-8197**

### **Juvenile Report May 2017**

#### **Juveniles Referred to Family Court**

A fifteen year old boy was charged with Terroristic Threats after on multiple occasions stating he was going to bring a gun to school and shoot students and teachers. He was additionally charged with Tampering with a Witness after his initial charges for posting comments on social media about a witness to his actions in an effort to intimidate the witness. The boy was placed on the Electronic Monitoring Bracelet for Home Detention pending court proceedings.

A seventeen year old boy was charged with Possession of CDS after he was found in possession of Marijuana at a party at a vacant house. Nineteen other juveniles were turned over to the custody of their parents as alcohol was present.

A fifteen-year-old juvenile was charged with Criminal Sexual Contact, Endangering the Welfare of a Minor and False Imprisonment. He was placed on the Electronic Monitoring Bracelet for Home Detention pending court proceedings.

#### **Station House Adjustment**

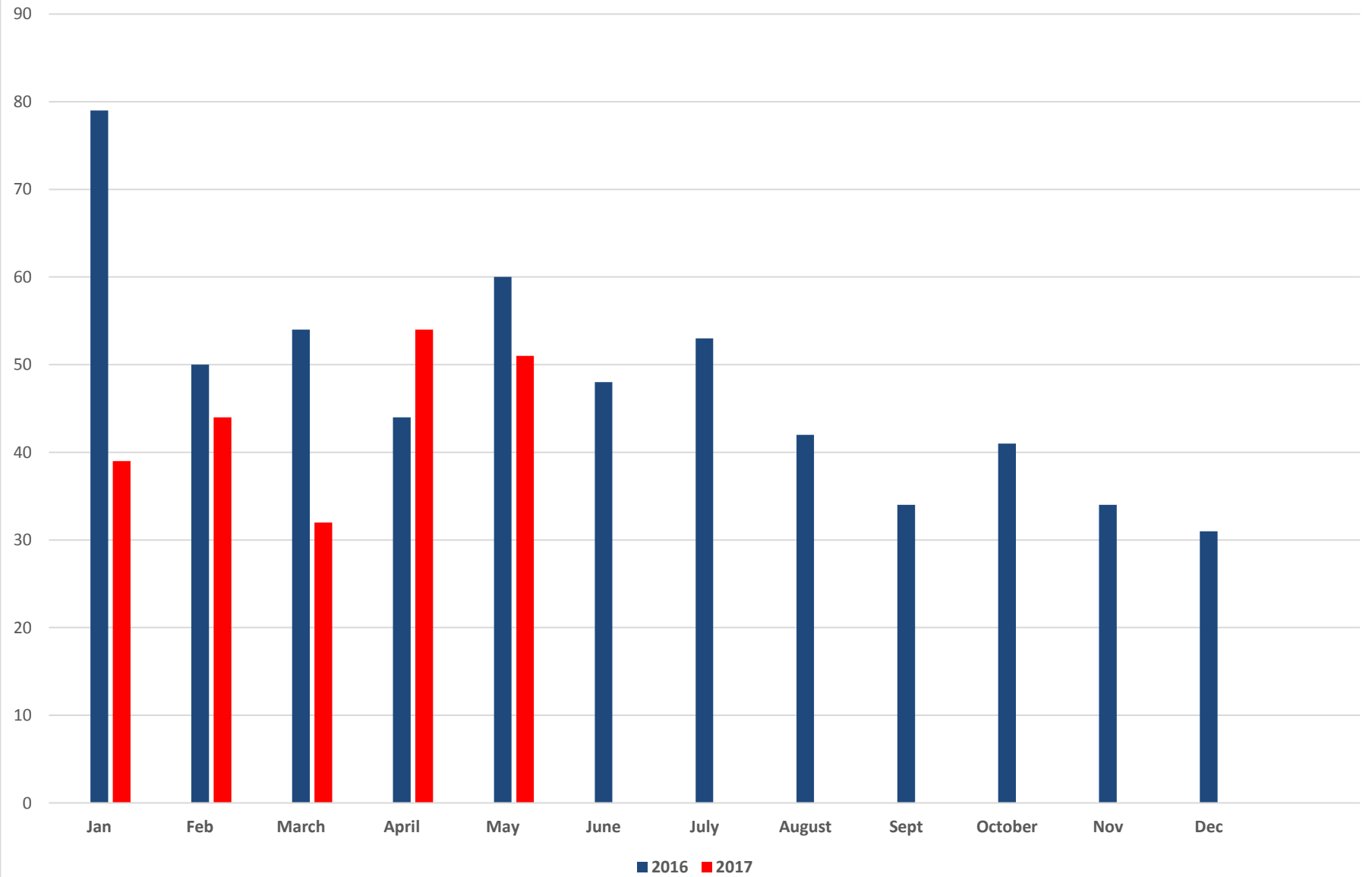
A fourteen year old boy was afforded a Station House Adjustment for Possession of a Weapon in an Educational Institution after a folding knife was discovered in his backpack at school.

A seventeen year old boy was afforded a Station House Adjustment for Theft after Princeton University Public Safety discovered him in possession of a "Road Closed" sign which he took from the roadway. The sign was subsequently returned to the owner.

#### **DCP&P Referrals**

A DCP&P referral was for the welfare and protection of two children after a female patient at a psychiatric facility made homicidal statements directed towards people living in her home.

## ARRESTS MAY 2017

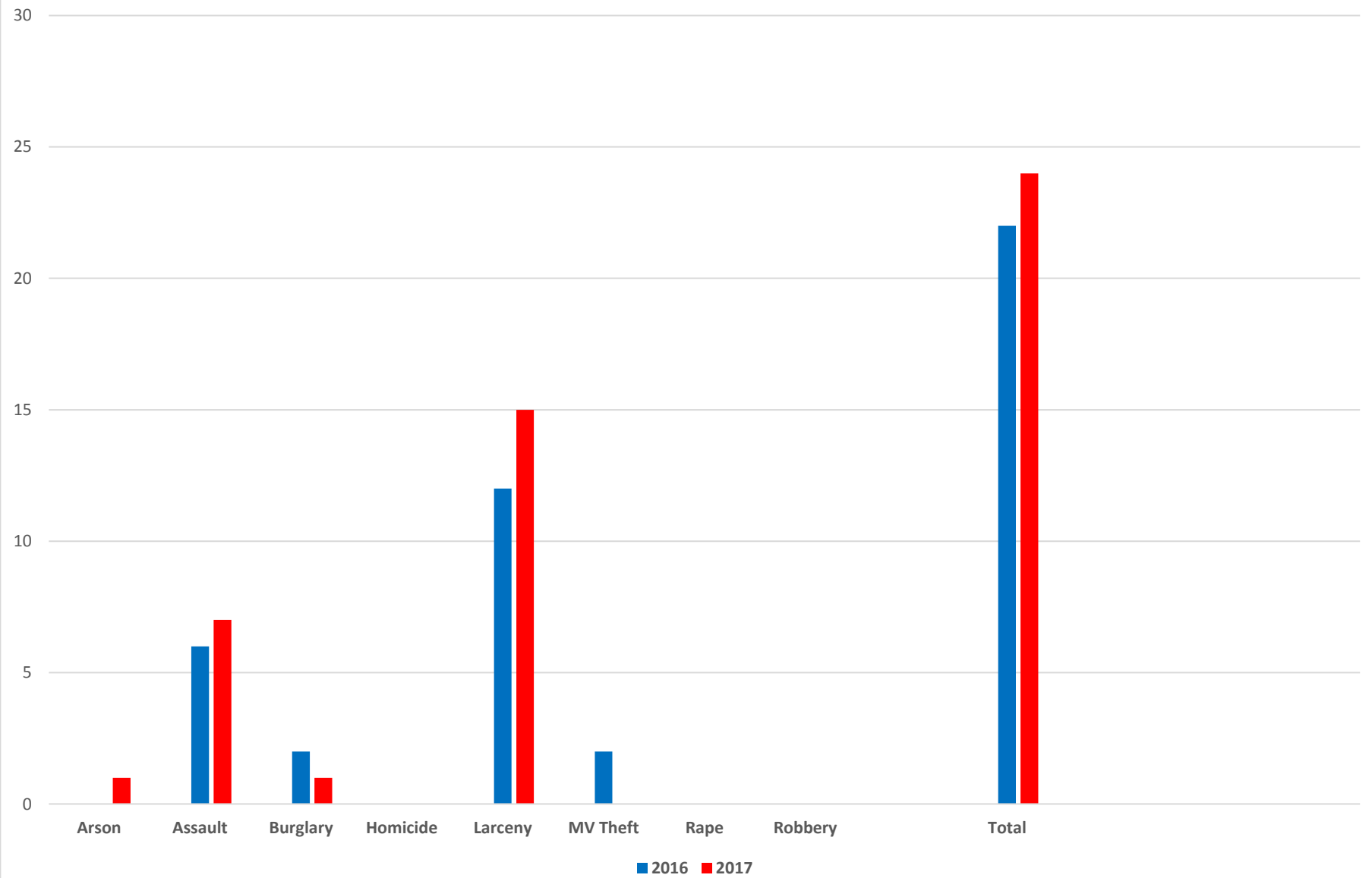


## TOTAL ARRESTS

2017	Jan	Feb	March	April	May	June	July	Aug	Sept	Oct	Nov	Dec	YTD 2017
Arrests	39	44	32	54	51								220

2016	Jan	Feb	March	April	May	June	July	Aug	Sept	Oct	Nov	Dec	YTD 2016
Arrests	79	50	54	44	60	48	53	42	34	41	34	31	570

## UCR MAY 2017

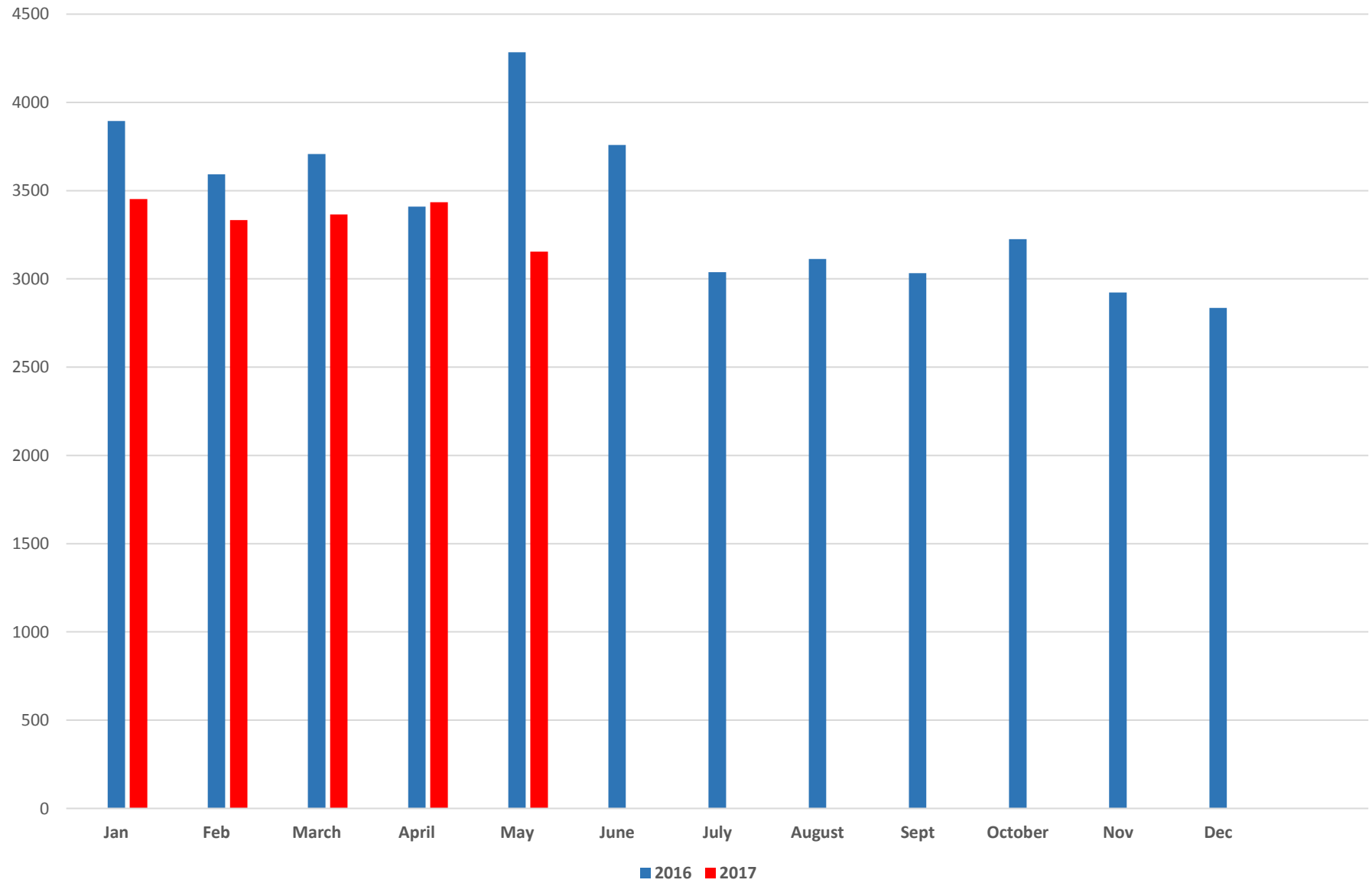




## MAY UCR

UCR TYPE	MAY 2016	MAY 2017	YTD 2017
Arson	0	1	2
Assault	6	7	13
Burglary	2	1	11
Homicide	0	0	0
Larceny	12	15	70
Motor Vehicle Theft	2	0	1
Rape	0	0	0
Robbery	0	0	0
TOTAL	22	24	97

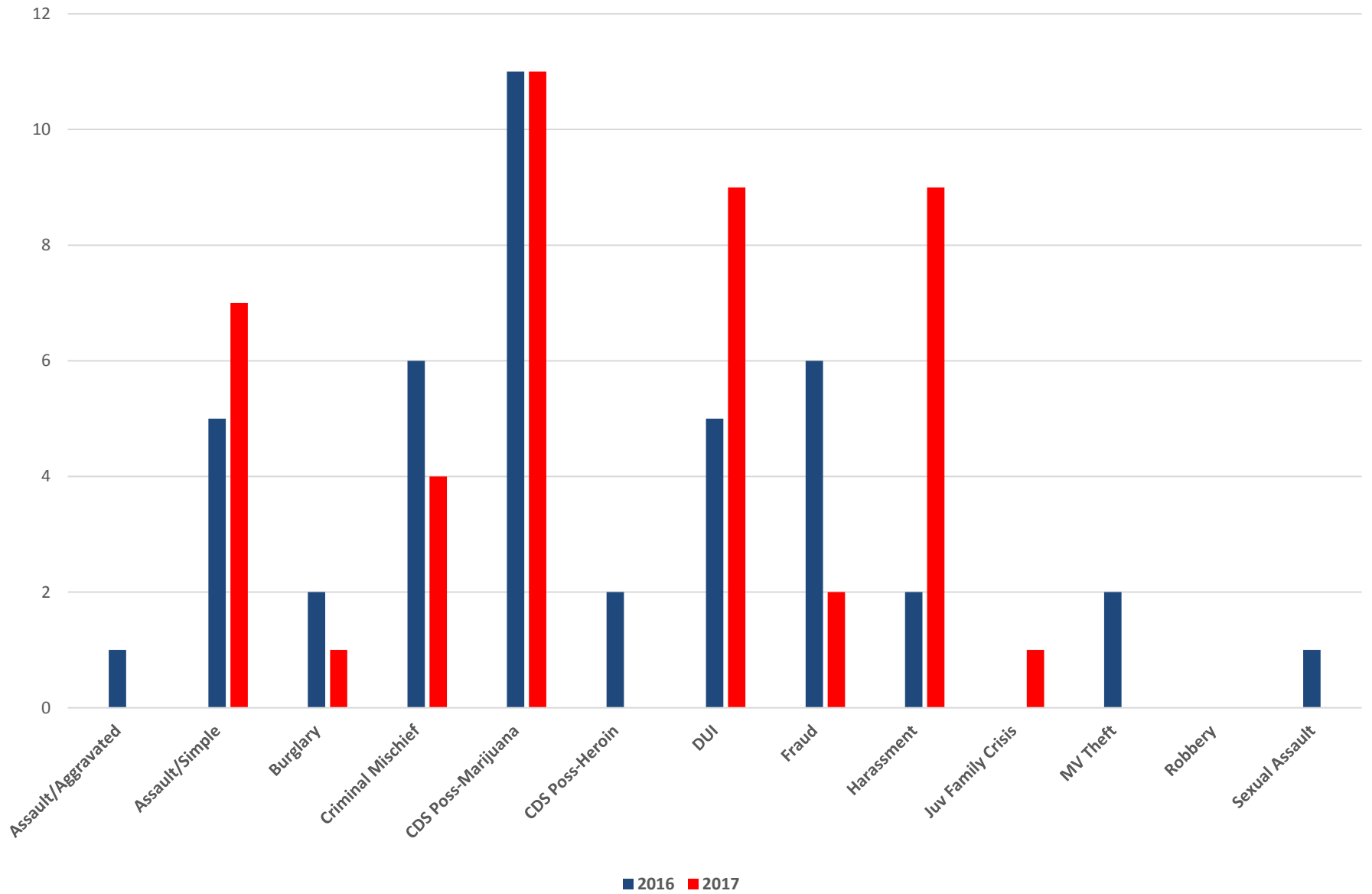
## SERVICE CALLS MAY 2017



## SERVICE CALLS

Service Calls	Jan	Feb	March	April	May	June	July	Aug	Sept	Oct	Nov	Dec	YTD
2017	3,453	3,333	3,365	3,434	3,154								16,739
2016	3,894	3,593	3,708	3,410	4,284	3,759	3,038	3,113	3,032	3,225	2,923	2,835	40,814

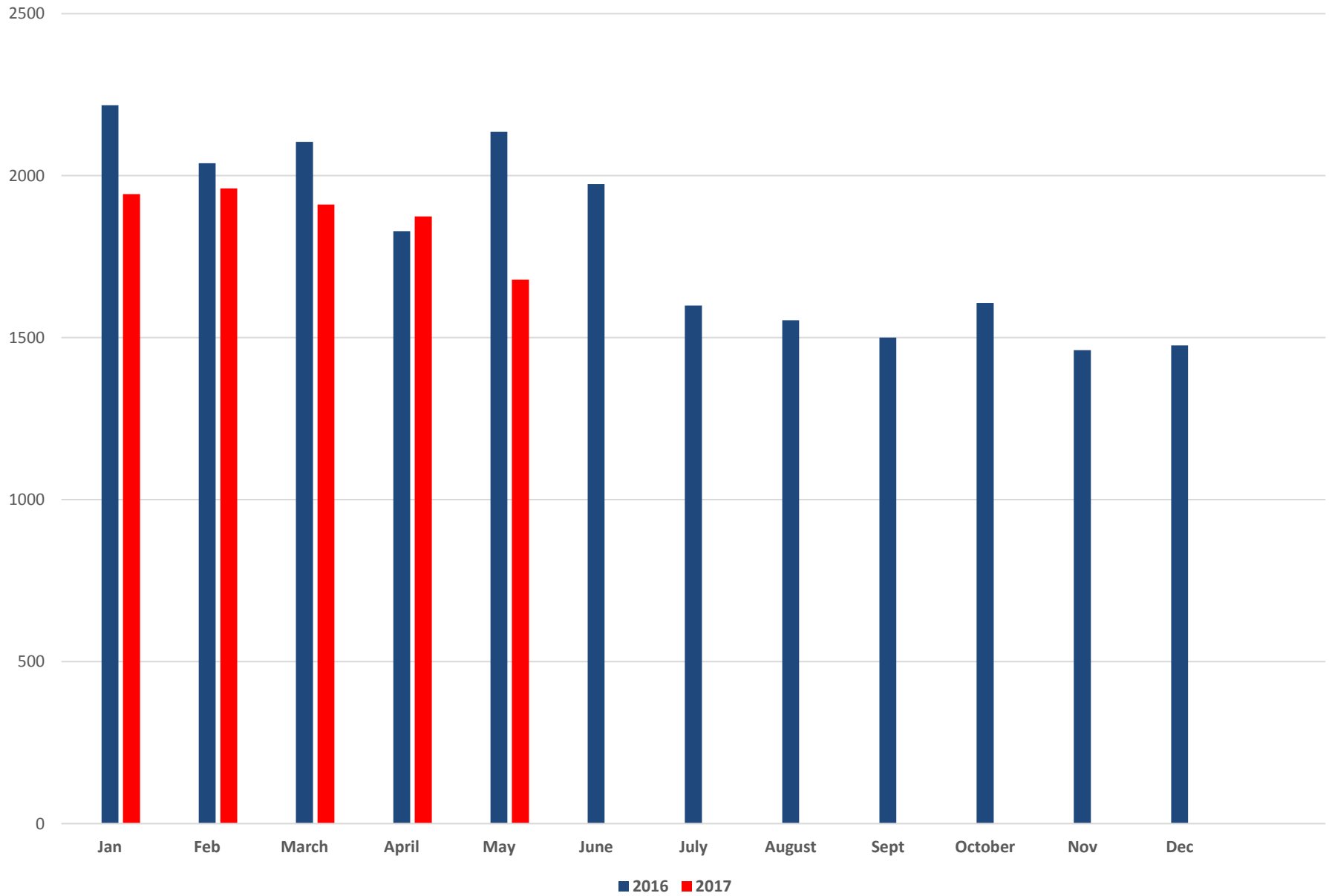
## OFFENSES MAY 2017



## MAY OFFENSES

OFFENSE TYPE	MAY 2016	MAY 2017	YTD 2017
Assault/Aggravated	1	0	0
Assault/Simple	5	7	11
Burglary	2	1	14
Criminal Mischief	6	4	25
CDS Possession – Marijuana	11	11	47
CDS Possession – Heroin	2	0	3
DUI	5	9	30
Fraud	6	2	23
Harassment	2	9	34
Juvenile Family Crisis	0	1	6
Motor Vehicle Theft	2	0	1
Robbery	0	0	0
Sexual Assault	1	0	0
Shoplifting	0	1	3
Soliciting W/Out Permit	1	0	2
Theft	12	15	66
Theft by Deception	0	2	7
Threat/Improper Influence	0	1	2
Warrant Arrest	13	9	39
TOTAL	69	72	313

## NON-CRIMINAL INCIDENTS



## MAY NON-CRIMINAL INCIDENTS

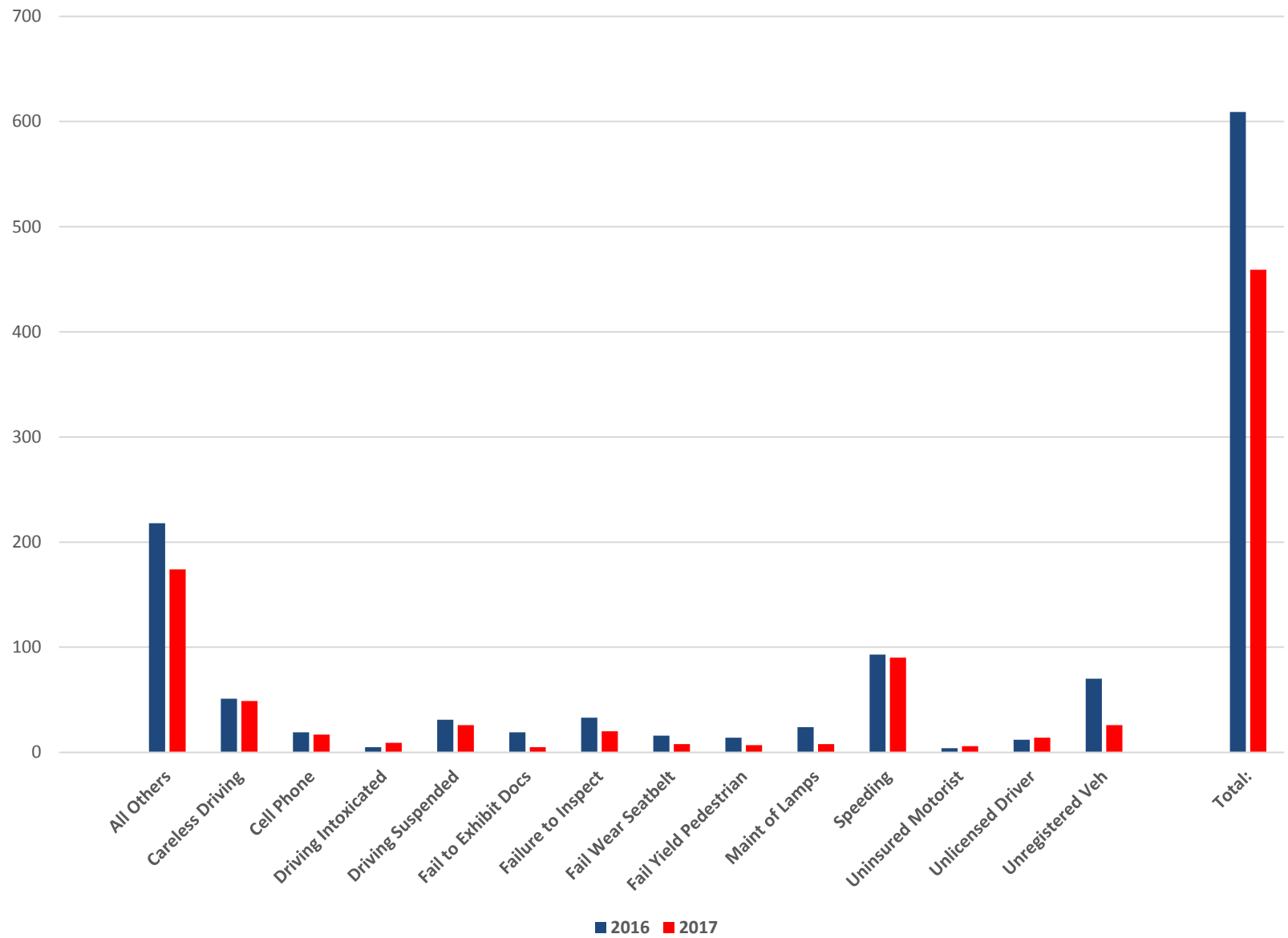
NON-CRIMINAL INCIDENTS	MAY 2016	MAY 2017	YTD 2017
Alarms Auto	1	2	6
Alarms Burglary	0	0	2
Alarms Commercial Burglary	37	39	171
Alarms Commercial Fire	23	21	86
Alarms Fire	0	0	1
Alarms Maintenance	0	0	0
Alarms Medical	4	9	29
Alarms Other	4	5	16
Alarms Panic	11	3	34
Alarms Residential Burglary	49	53	322
Alarms Residential Fire	20	12	56
Animal Complaints	32	52	156
Building Check	6	4	18
Business Disputes	2	3	13
Disabled Vehicle	22	15	151
Emotionally Disturbed Person	4	9	32
Escorts Traffic	0	0	1
Fingerprints	6	17	36
Fire (Other) Odor of Smoke	9	6	20
Fire Commercial	1	0	2
Fire Dwelling	0	1	8
Fire False	0	0	0
Fire Vehicle	0	1	1
Firearms Background	3	6	24
Foot Patrol	118	21	268
Found Bicycles	5	0	6
Found Property	13	15	81
Gas Leaks/Explosion	3	8	23
Intoxicated Person	3	2	10
Landlord/Tenant	0	0	2
Littering	0	0	2
Lockout/MV	13	11	57
Lockout/Residence	3	4	9
Lost Property	5	3	32
Medical Call	232	196	863
Missing Person	2	8	15
Motor Vehicle Complaint	15	20	68
Motor Vehicle Incident	9	6	29

## MAY NON-CRIMINAL INCIDENTS

NON-CRIMINAL INCIDENTS	MAY 2016	MAY 2017	YTD 2017
Motor Vehicle Stop	951	631	4,319
MVA	0	0	0
MVA Involving Injury	14	8	37
MVA No Injury	83	83	370
MVA No Report	3	2	18
MVA With Bicycle	0	2	6
MVA With Deer	2	2	13
MVA With Pedestrian	2	2	10
Noise Complaint	29	14	73
Notifications	12	1	47
Parking Complaints	48	50	210
Prisoner Transport	0	6	7
School Crossing	98	121	587
School Detail	62	34	205
Service of Subpoena	0	0	2
Suspicious Incidents	30	47	182
Suspicious Package	0	0	0
Suspicious Person	23	12	64
Suspicious Vehicle	38	28	134
Traffic Hazard	9	14	45
Tree Down	4	15	56
Unattended Death	0	0	2
Unwanted Person	5	6	17
Urinating in Public	1	0	0
Vacant House Check	34	13	161
Welfare Check	22	29	115
Wire/Pole Down	10	7	38
Non-Criminal – TOTAL	2,135	1,679	9,368



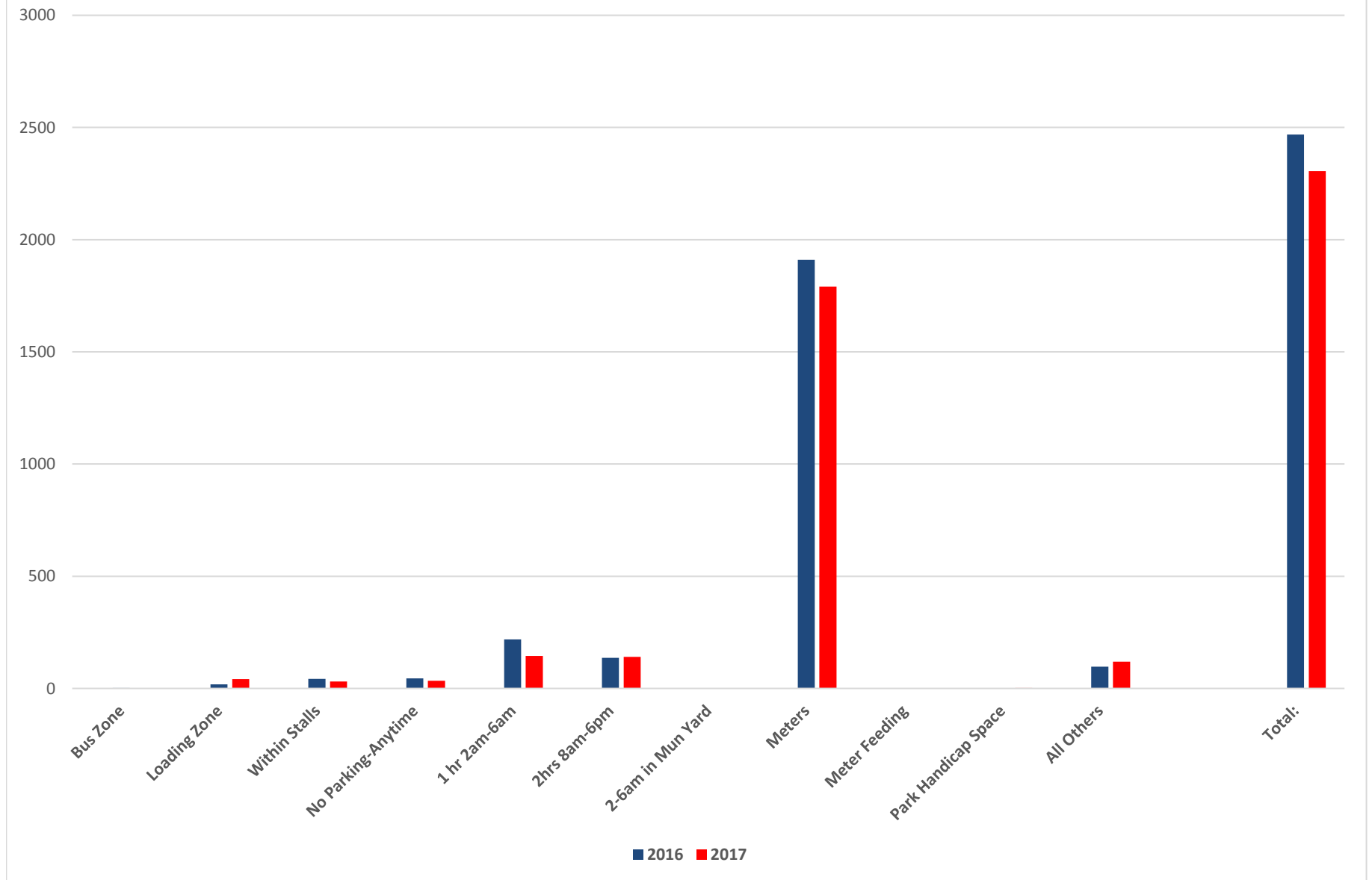
## SUMMONSES MAY 2017



## MAY SUMMONSES

SUMMONS TYPE	MAY 2016	MAY 2017	YTD 2017
All Other	218	174	895
Careless Driving	51	49	202
Cell Phone	19	17	133
Driving While Intoxicated	5	9	29
Driving While Suspended	31	26	148
Failure to Exhibit Documents	19	5	73
Failure to Inspect	33	20	176
Failure to Wear Seatbelt	16	8	70
Failure to Yield to Pedestrian in Crosswalk	14	7	53
Maintenance of Lamps	24	8	67
Speeding	93	90	517
Uninsured Motorist	4	6	32
Unlicensed Driver	12	14	67
Unregistered Vehicle	70	26	257
Total Summonses	609	459	2,719

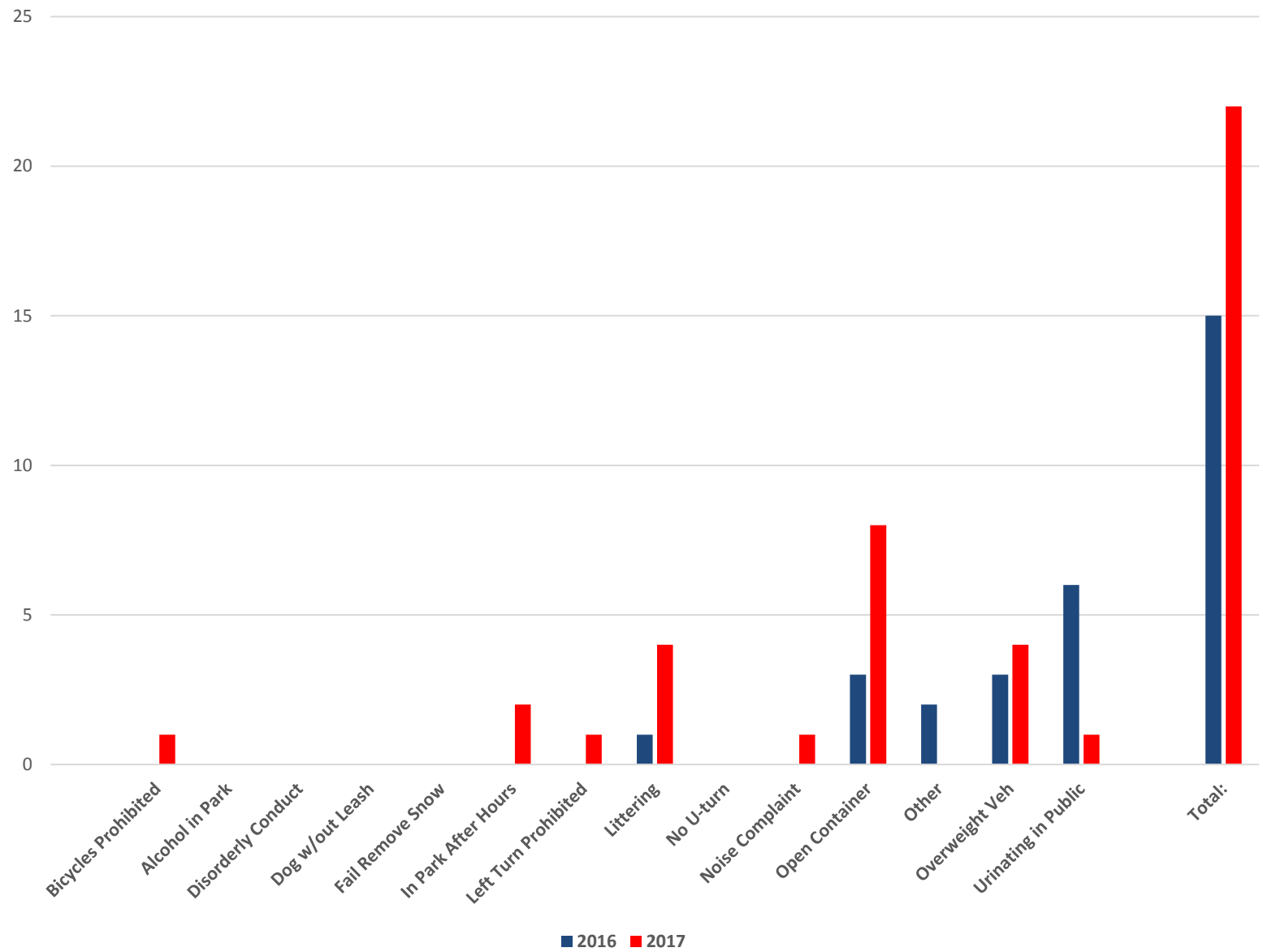
## PARKING VIOLATIONS MAY 2017



## MAY PARKING VIOLATIONS

PARKING ORDINANCE	MAY 2016	MAY 2017	YTD 2017
Bus Zone	2	1	3
Loading Zone	18	42	177
Parking Within Designated Parking Stalls	43	31	120
No Parking Zones/Anytime	45	34	193
Park Between 2AM & 6AM 1hr Limit	218	145	848
Parking Limit 2 hrs Between 8AM & 6PM	136	141	522
Park Between 2AM & 6AM in Municipal Yard	0	0	4
Meters	1,910	1,791	9,240
Meter Feeding	0	0	0
Parking in Handicap Space	0	2	5
All Others	97	119	461
Total - Parking Violations	2,469	2,306	11,573

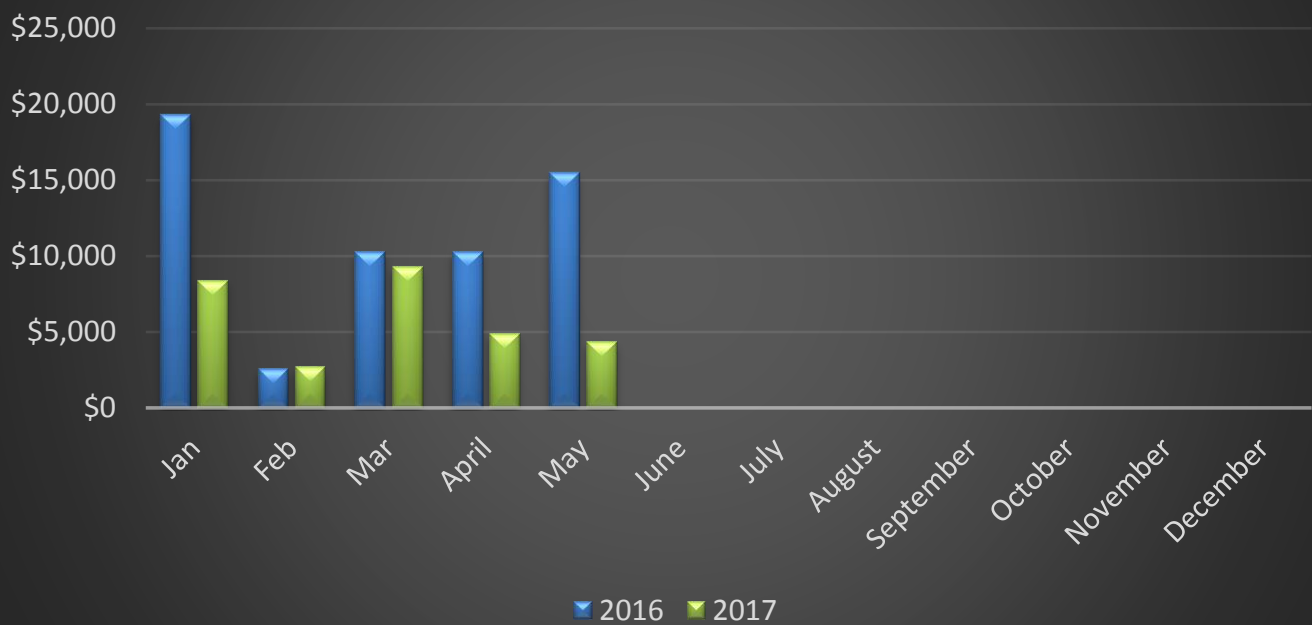
## ORDINANCE VIOLATIONS MAY 2017



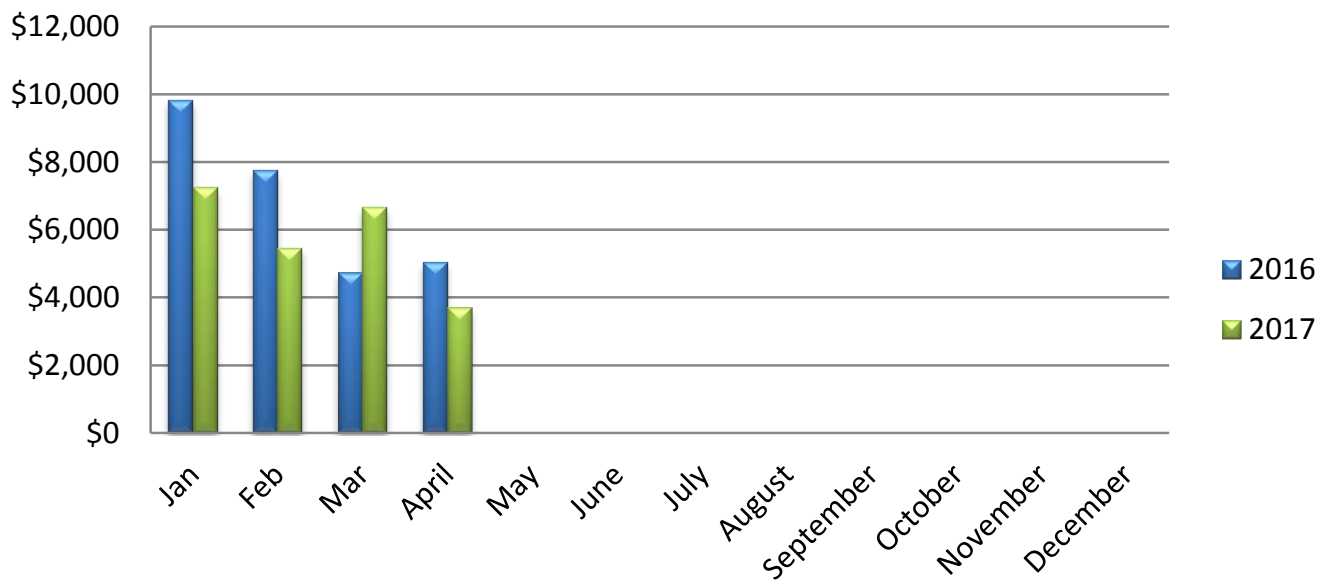
## MAY ORDINANCE VIOLATIONS

ORDINANCE VIOLATION	MAY 2016	MAY 2017	YTD 2017
Bicycles/Skateboards Prohibited	0	1	2
Consumption Alcohol in Park	0	0	0
Disorderly Conduct	0	0	1
Dog Without a Leash	0	0	0
Failure to Remove Snow	0	0	1
In Park After Hours	0	2	4
Left Turn Prohibited	0	1	3
Littering	1	4	7
No U-Turn	0	0	1
Noise Complaint	0	1	1
Open Container	3	8	8
Other	2	0	5
Overweight Vehicle	3	4	53
Urinating in Public	6	1	6
Total - Ordinance Violations	15	22	92

## Patrol Overtime

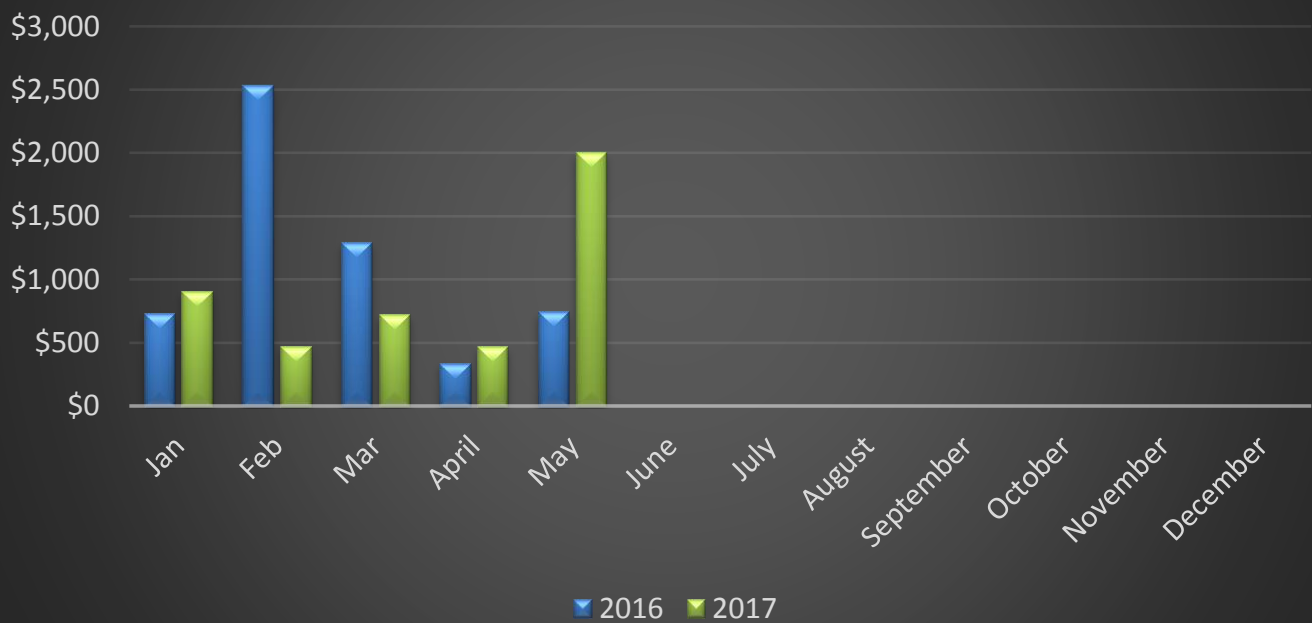


## Dispatch Overtime





## Detective Overtime







# Princeton Police Department

1 Valley Road, Princeton, NJ 08540

Phone: 609-921-2100 Fax: 609-924-8197 Mun. Code: 1110

## Gender & Ethnicity Report

### MV Stops for 2017

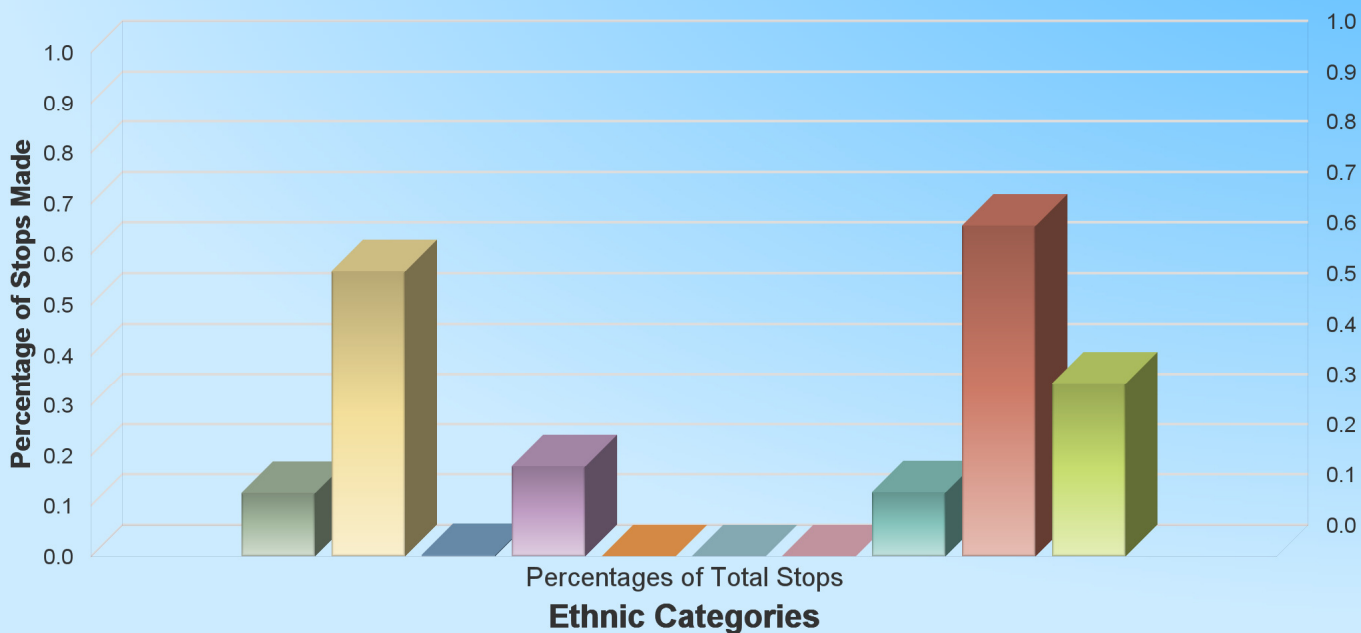
Total MV Stops: 631

*Gender / Ethnic breakdown shown in percentages of overall number of MV Stops*

Race Code	Total #	Percentage
White Hisp.	79	12.52%
White Non Hisp.	357	56.58%
Black Hisp.	2	0.32%
Black Non-Hisp.	113	17.91%
Native Amer/Eskimo Hisp.	0	0.00%
Native Amer/Eskimo Non-Hisp	0	0.00%
Asian Hisp.	0	0.00%
Asian Non-Hisp.	80	12.68%
Male	414	65.61%
Female	217	34.39%

### Motor Vehicle Stops

White Hispanic White Non-Hisp Black Hisp Black Non-Hisp Asian Hisp Asian Non-Hisp  
Amer-Indian, Eskimo, Pacific Islander Hisp Amer-Indian, Eskimo, Pacific Islander non-Hisp Male Female



- ❖ On Tuesday, May 2, 2017, Sgt. Solovay and K-9 Harris attended K-9 patrol in-service training in Hopewell, NJ. The training was hosted and operated by the New Jersey State Police K-9 Training Unit.
- ❖ On Monday, May 15, 2017, Sgt. Solovay and K-9 Harris responded to the 100 block of Nassau St. in response to an unattended package called in by a concerned passerby. Upon arrival, patrols located a large white taped box positioned on the sidewalk. K-9 Harris conducted a sniff of the box and showed no alert. The box was opened by patrols and determined to contain packaging materials.
- ❖ On Wednesday, May 17, 2017, Sgt. Solovay and K-9 Harris responded to the 300 block of Elm Dr. on a report of a missing elderly female. The female was located by patrol officers who were canvassing the area.
- ❖ On Tuesday, May 23, 2017, Sgt. Solovay and K-9 Harris responded to Grace Dunn Elementary School in Trenton, NJ in response to a bomb threat. The K-9 team from Princeton joined other K-9 Units from the Mercer County Sheriff's Office and the New Jersey Transit Police Department and conducted a thorough search of the school. Nothing suspicious was detected or observed.
- ❖ On Sunday, May 28, 2017, Sgt. Solovay and K-9 Harris responded to Mt. Lucas Rd in the area of Herrontown Rd. for a reported missing female, reported to be suicidal and intoxicated. Sgt. Solovay and K-9 Harris conducted a track of the female through a heavily wooded area. The female was located and taken for medical treatment.

**2017 MOTOR VEHICLE  
ACCIDENT STATISTICS**

**VEHICLES INVOLVED**

Number: 717

**INJURIES INVOLVED**

Number: 81

**ACCIDENTS WITH INJURIES**

Number: 65

**PROPERTY DAMAGE ACCIDENTS**

Number: 31

**DRIVERS INVOLVED**

Unknown: 39  
Male: 376  
Female: 302  
Total: 717

**DAYLIGHT/DARKNESS**

Daylight: 292  
Darkness: 88  
Unknown: 0  
Total: 380

**ROAD CONDITIONS**

Dry: 285  
Wet: 74  
Snow: 15  
Ice: 5  
Other: 1  
Total: 380

**ACCIDENTS INVOLVING DEER**

Investigated by PD: 13  
Not Investigated: 0  
Total: 13

**SUMMONS ISSUED**

Number: 396

**ACCIDENTS INVOLVING  
PEDESTRIANS**

Injury: 8  
Non-Injury: 0  
Fatal: 0  
Other: 0

**ACCIDENTS INVOLVING  
BICYCLISTS**

Injury: 3  
Non-Injury: 1  
Fatal: 0  
Other: 0

**NUMBER OF ACCIDENTS BY DAY**

Unknown:	0
Monday:	47
Tuesday:	63
Wednesday:	67
Thursday:	56
Friday:	64
Saturday:	47
Sunday:	36
Total:	380

**TIMES OF DAY**

0001 – 0100:	0
0101 – 0200:	6
0201 – 0300:	4
0301 – 0400:	1
0401 – 0500:	1
0501 – 0600:	1
0601 – 0700:	2
0701 – 0800:	17
0801 – 0900:	19
0901 – 1000:	21
1001 – 1100:	17
1101 – 1200:	18
1201 – 1300:	30
1301 – 1400:	39
1401 – 1500:	24
1501 – 1600:	39
1601 – 1700:	33
1701 – 1800:	28
1801 – 1900:	18
1901 – 2000:	27
2001 – 2100:	7
2101 – 2200:	11
2201 – 2300:	6
2301 – 2400:	11
Total:	380

**ACCIDENTS INVOLVING  
MOTORCYCLES**

Injury:	0
Non-Injury:	0
Fatal:	0
Other:	0

**ACCIDENTS WITH INJURIES  
OR \$500 DAMAGE**

Number: 351

**PRIVATE PROPERTY  
LOCATIONS**

Number: 75

**WEATHER CONDITIONS**

Other:	8
Snow:	14
Rain:	54
Clear:	304
Total:	380

**FATAL ACCIDENTS**

Number: 0

## USE OF FORCE 2017

	<u>Jan</u>	<u>Feb</u>	<u>Mar</u>	<u>Apr</u>	<u>May</u>	<u>Jun</u>	<u>Jul</u>	<u>Aug</u>	<u>Sep</u>	<u>Oct</u>	<u>Nov</u>	<u>Dec</u>	<u>Total</u>
<u>Total Number of Use of Force Incidents</u>	0	1	0	1	6								
<u>Persons against whom force was used</u>	0	1	0	1	6								
<u>Involving Officer use of Physical Force</u>	0	1	0	1	11								
<u>Involving Officer use of Mechanical Force</u>	0	0	0	0	0								
<u>Involving Officer use of Deadly Force</u>	0	0	0	0	0								

January	-
February	17-4818
March	-
April	17-13074
May	17-14895 /17-15314/17-15657 /17-15869 /17-16114 /17-16168
June	
July	
August	
September	
October	
November	
December	

**MERCER COUNTY PROSECUTOR'S OFFICE**  
**PROFESSIONAL STANDARDS SUMMARY REPORT FORM**

Agency: \_\_\_\_\_

Reporting Period: \_\_\_\_\_

**TABLE #1: COMPLAINTS FILED**

	<b>Anonymous Complaints</b>	<b>Citizen Complaints</b>	<b>Agency Complaints</b>	<b>Total Complaints</b>
<b>Excessive Force</b>				
<b>Improper Arrest</b>				
<b>Improper Entry</b>				
<b>Improper Search</b>				
<b>Other Criminal Violation</b>				
<b>Differential Treatment</b>				
<b>Demeanor</b>				
<b>Domestic Violence</b>				
<b>Other Rule Violation</b>				
<b>Total</b>				



**MERCER COUNTY PROSECUTOR'S OFFICE**  
**PROFESSIONAL STANDARDS SUMMARY REPORT FORM**

**Agency:** \_\_\_\_\_

**Reporting Period:** \_\_\_\_\_

**TABLE #2: AGENCY DISPOSITIONS**

	<b>Sustained</b>	<b>Exonerated</b>	<b>Not Sustained</b>	<b>Unfounded</b>	<b>Administratively Closed</b>	<b>Total Dispositions</b>
<b>Excessive Force</b>						
<b>Improper Arrest</b>						
<b>Improper Entry</b>						
<b>Improper Search</b>						
<b>Other Criminal Violation</b>						
<b>Differential Treatment</b>						
<b>Demeanor</b>						
<b>Domestic Violence</b>						
<b>Other Rule Violation</b>						
<b>Total</b>						

**MERCER COUNTY PROSECUTOR'S OFFICE**  
**PROFESSIONAL STANDARDS SUMMARY REPORT FORM**

**Agency:** \_\_\_\_\_

**Reporting Period:** \_\_\_\_\_

**TABLE #3: COURT DISPOSITIONS**

	<b>Cases Dismissed</b>	<b>Cases Diverted</b>	<b>Acquittals</b>	<b>Convictions</b>
<b>Municipal Court</b>				
<b>Superior Court</b>				
<b>Total</b>				