

PRINCETON POLICE
DEPARTMENT
CHIEF'S MONTHLY REPORT



July
2017

TABLE OF CONTENTS

SAFE NEIGHBORHOOD BUREAU	1
JUVENILE BUREAU	2
ARRESTS	3
UCR TOTAL	5
POLICE SERVICE CALLS	7
OFFENSES	9
NON-CRIMINAL	11
SUMMONSES	14
PARKING VIOLATIONS	16
ORDINANCE VIOLATIONS	18
OVERTIME	20
OFFICER AVAILABILITY	23
GENDER/ETHNICITY REPORT	24
K-9 ACTIVITY REPORT	25
MOTOR VEHICLE ACCIDENT STATISTICS	27
USE OF FORCE	29

Safe Neighborhood Bureau Monthly Report

July 2017

- **July 11** – SNB participated in “Forensics Camp” at the YMCA & RAC meeting
- **June 9** – SNB attended PPD Supervisors meeting
- **July 18** – SNB Participated in the Redding Circle Community BBQ with Human Services and Princeton Public library
- **July 19** – Participated in RAC Meeting.
- **July 25**– Child Safety Seat Training for Ptl. Pinelli
- **July 27** – SNB attended a Youth Academy meeting.
- **July 28** – SNB attended “Cops & Campers” at CP South Park.

Other Issues of note.

- ❖ SNB conducted 4 child safety seat inspections
- ❖ SNB covered 22 calls for service to assist patrols and conducted 9 Foot Patrols.
- ❖ SNB performed 48 vacant house checks.
- ❖ The SNB continues to steadily increase the social media footprint of the PPD.



Princeton Police Department

1 Valley Road, Princeton, NJ 08540

Phone: (609)921-2100 / Fax: (609)924-8197

Juvenile Report July 2017

Juveniles Petitioned to Family Court

A seventeen year old male was charged with Possession of CDS and Possession of Drug Paraphernalia after he was discovered in a motor vehicle in possession of marijuana, a marijuana grinder and a marijuana pipe.

A fourteen year old boy was charged with Receiving Stolen Property after he was found in possession of a stolen Samsung smart phone.

A fourteen year old boy was charged with Harassment after he threatened and bullied an eleven year old boy.

A fourteen year old boy was charged with Harassment after he threatened and attempted to start a physical fight with an adult male in a public place.

A thirteen year old boy and a fourteen year old boy were charged with Burglary and Criminal Mischief after they broke into the Riverside Elementary School, poured detergent into the eco system pond, killed the fish and caused over \$600.00 worth of damage.

Station House Adjustment

0

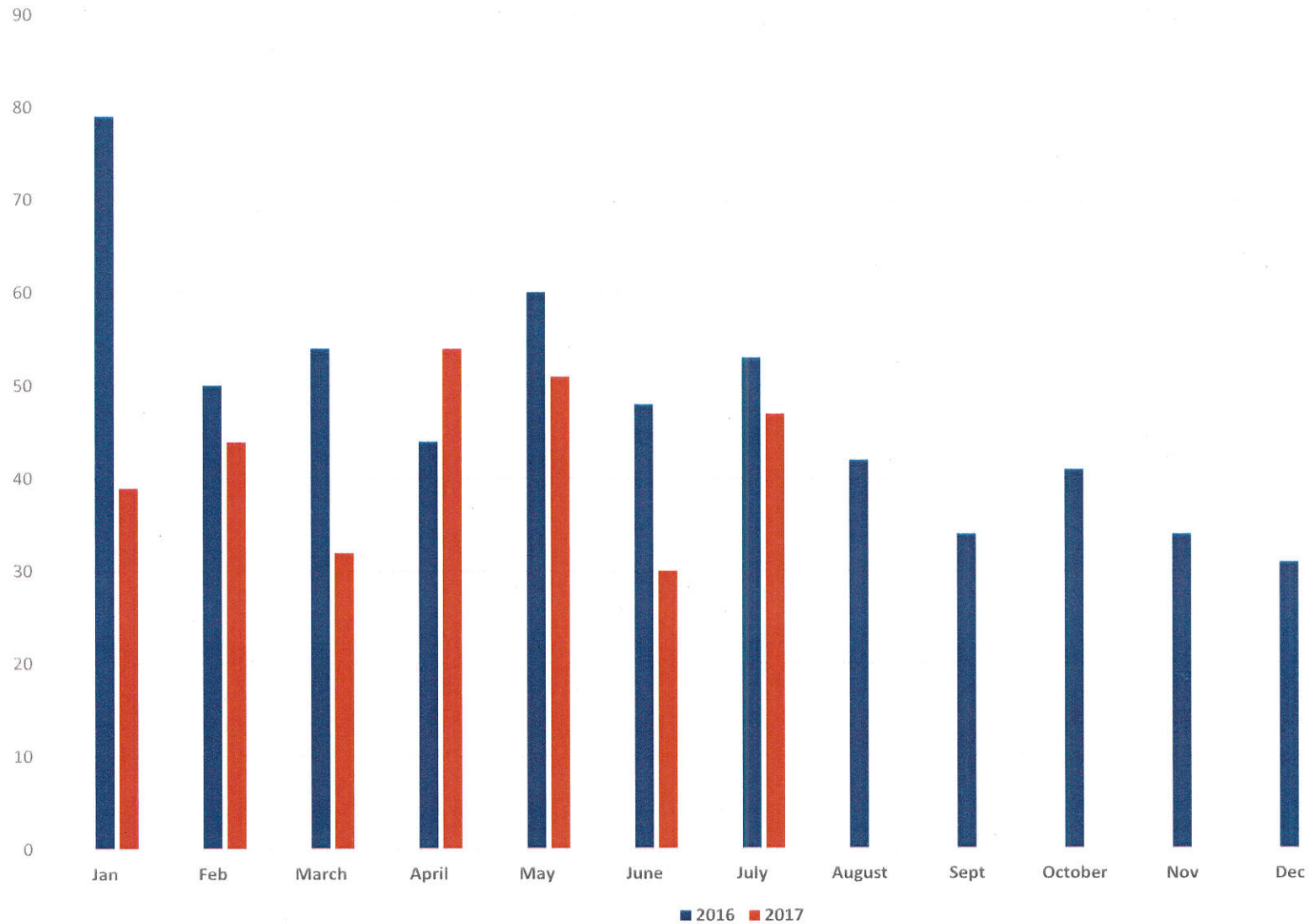
Family Crisis/Mental Health Crisis

A mother reported having an argument with her fourteen year old son who left the house did not return home by his curfew. The juvenile subsequently returned home on his own.

Juvenile Incidents

As a result of a noise complaint, police were directed to a house party in which alcohol was present and being served to minors. The party was hosted by the 17 year old male resident without his parent's knowledge. Parents of the attendees were contacted and retrieved their children.

ARRESTS JULY 2017

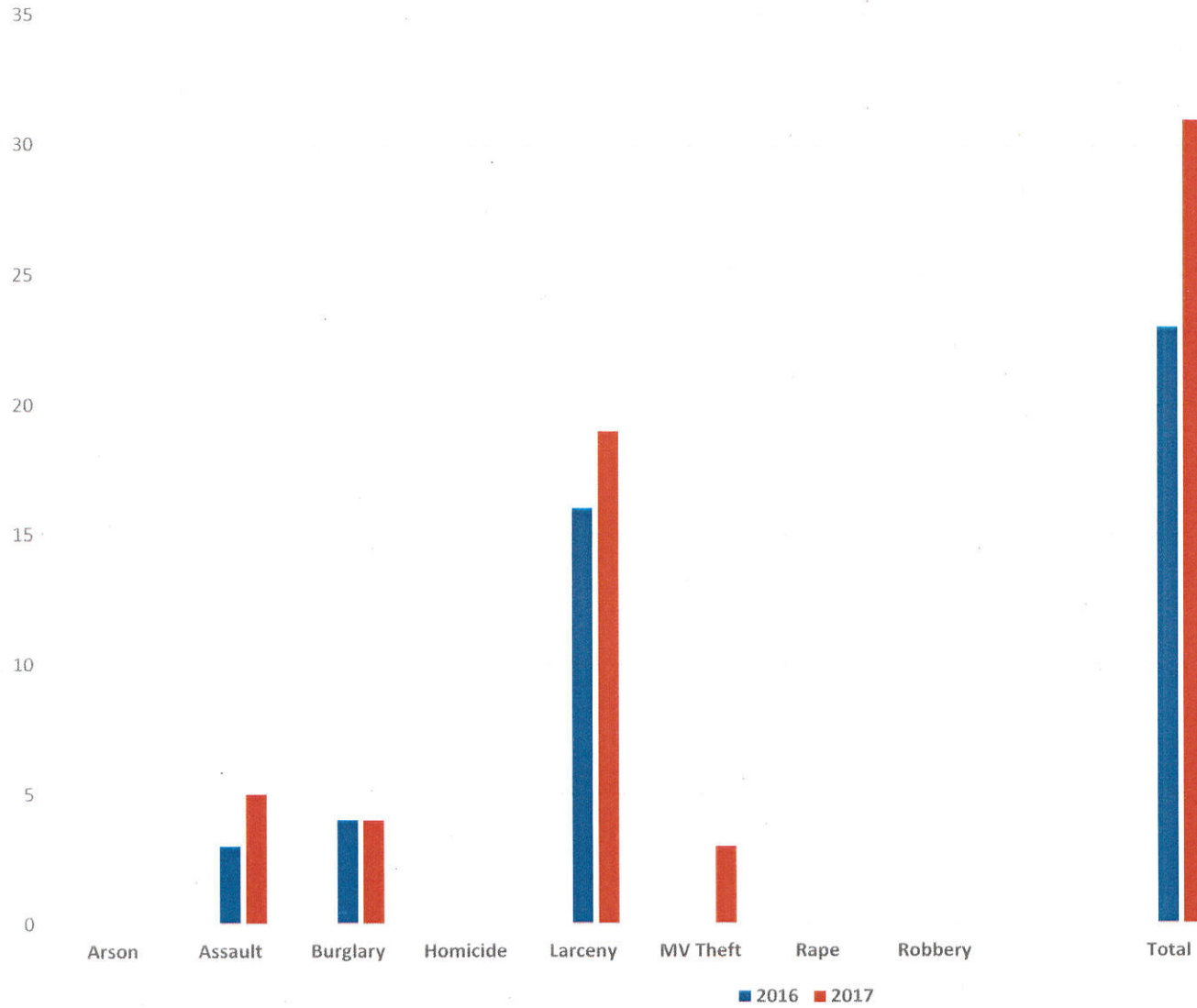


TOTAL ARRESTS

2017	Jan	Feb	March	April	May	June	July	Aug	Sept	Oct	Nov	Dec	YTD 2017
Arrests	39	44	32	54	51	30	47						297

2016	Jan	Feb	March	April	May	June	July	Aug	Sept	Oct	Nov	Dec	YTD 2016
Arrests	79	50	54	44	60	48	53	42	34	41	34	31	570

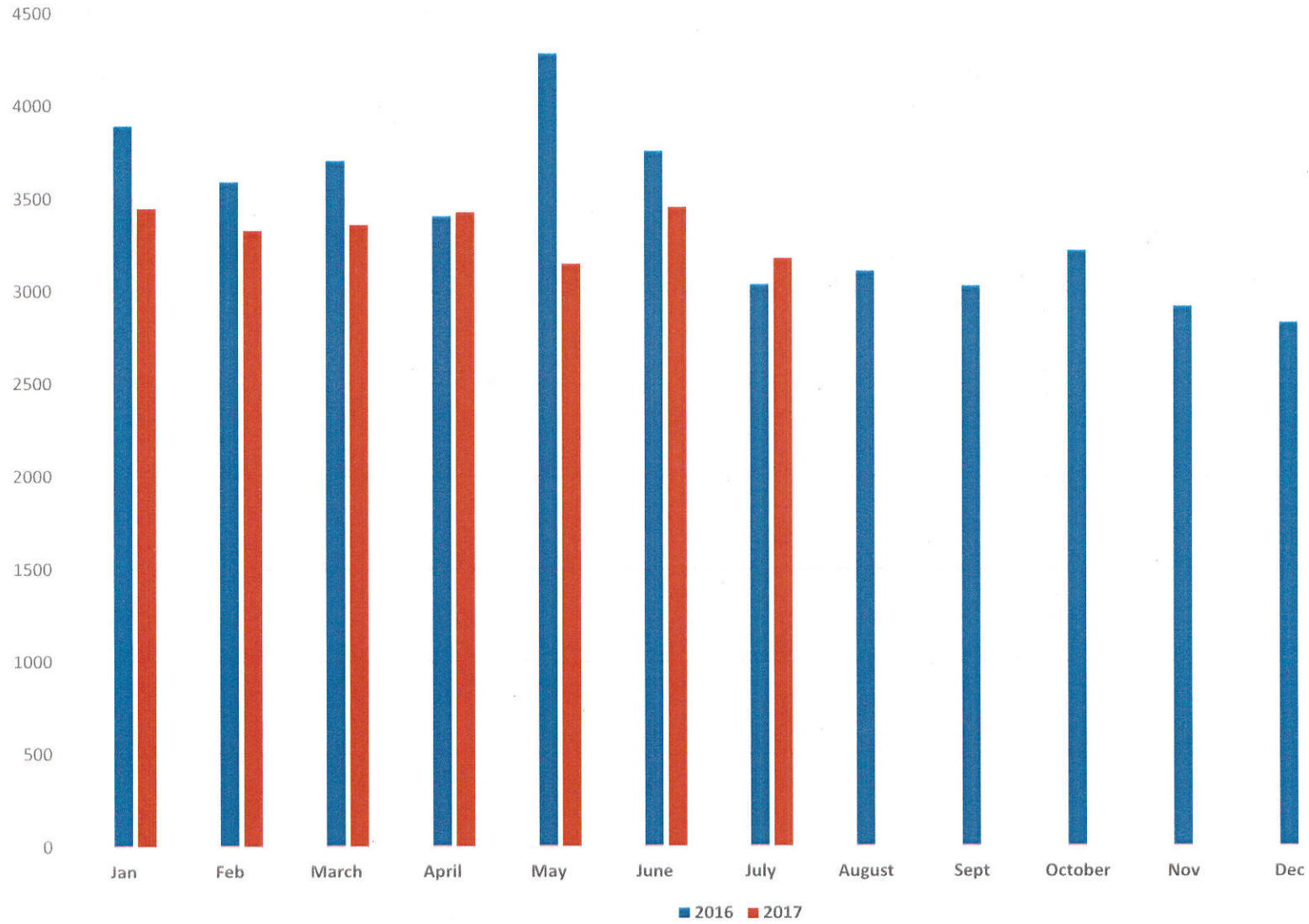
UCR JULY 2017



JULY UCR

UCR TYPE	JULY 2016	JULY 2017	YTD 2017
Arson	0	0	3
Assault	3	5	23
Burglary	4	4	23
Homicide	0	0	0
Larceny	16	19	105
Motor Vehicle Theft	0	3	5
Rape	0	0	0
Robbery	0	0	0
TOTAL	23	31	159

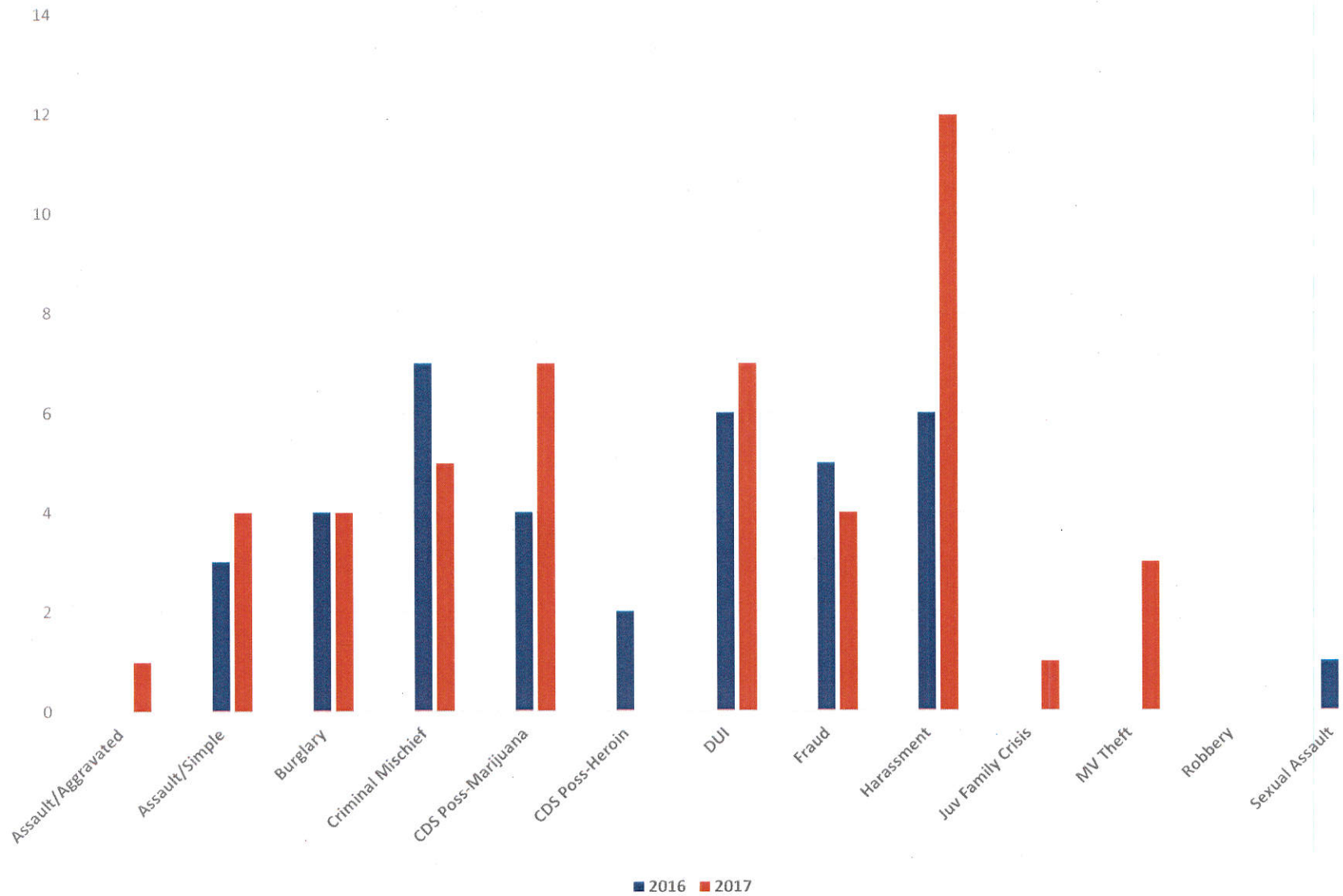
SERVICE CALLS JULY 2017



SERVICE CALLS

Service Calls	Jan	Feb	March	April	May	June	July	Aug	Sept	Oct	Nov	Dec	YTD
2017	3,453	3,333	3,365	3,434	3,154	3,462	3,187						23,388
2016	3,894	3,593	3,708	3,410	4,284	3,759	3,038	3,113	3,032	3,225	2,923	2,835	40,814

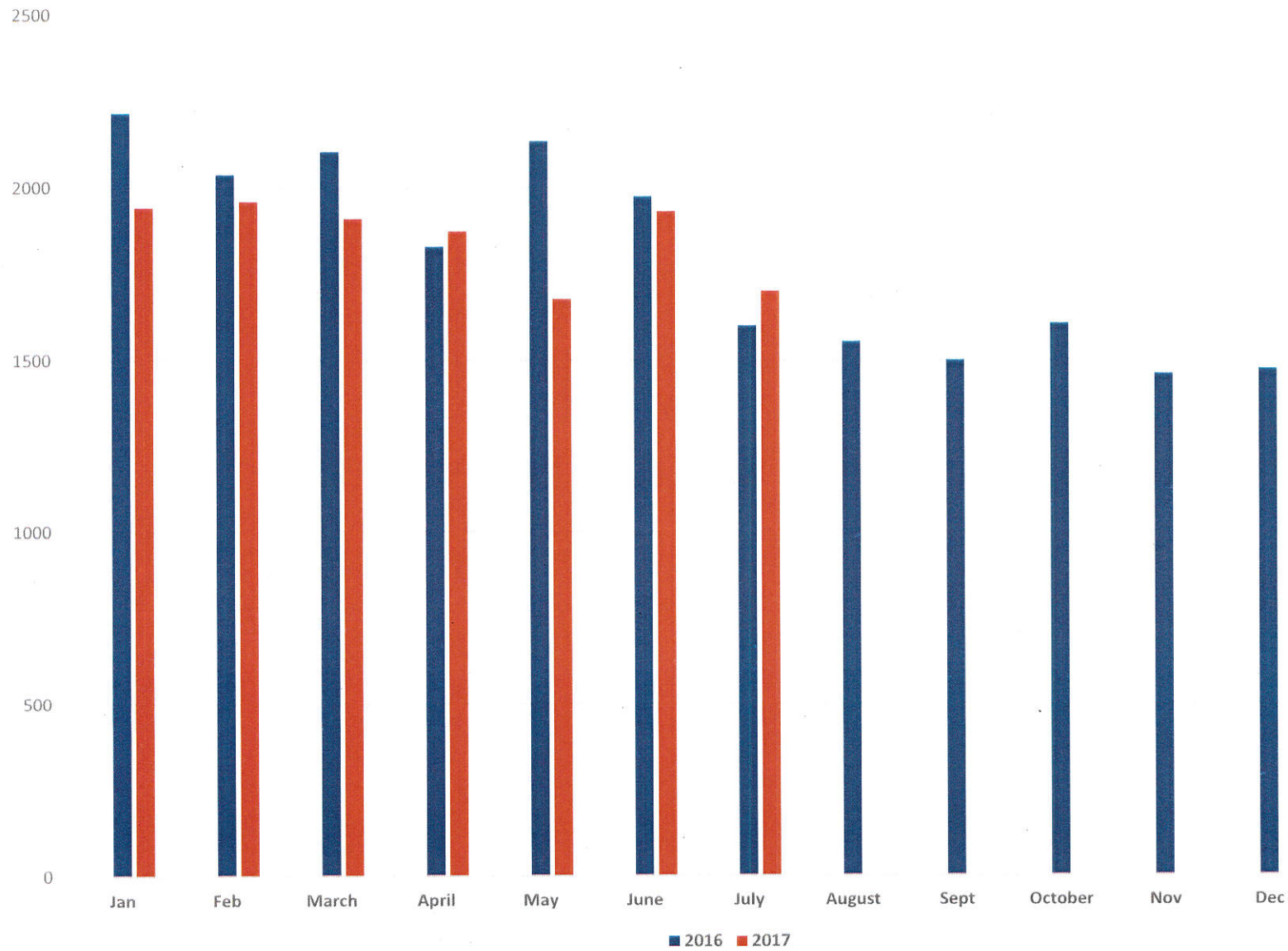
OFFENSES JULY 2017



JULY OFFENSES

OFFENSE TYPE	JULY 2016	JULY 2017	YTD 2017
Assault/Aggravated	0	1	2
Assault/Simple	3	4	19
Burglary	4	4	26
Criminal Mischief	7	5	39
CDS Possession – Marijuana	4	7	59
CDS Possession – Heroin	2	0	3
DUI	6	7	46
Fraud	5	4	30
Harassment	6	12	55
Juvenile Family Crisis	0	1	9
Motor Vehicle Theft	0	3	5
Robbery	0	0	0
Sexual Assault	1	0	0
Shoplifting	1	2	6
Soliciting W/Out Permit	1	1	6
Theft	16	19	101
Theft by Deception	1	3	10
Threat/Improper Influence	1	0	2
Warrant Arrest	7	7	49
TOTAL	65	80	467

NON-CRIMINAL INCIDENTS



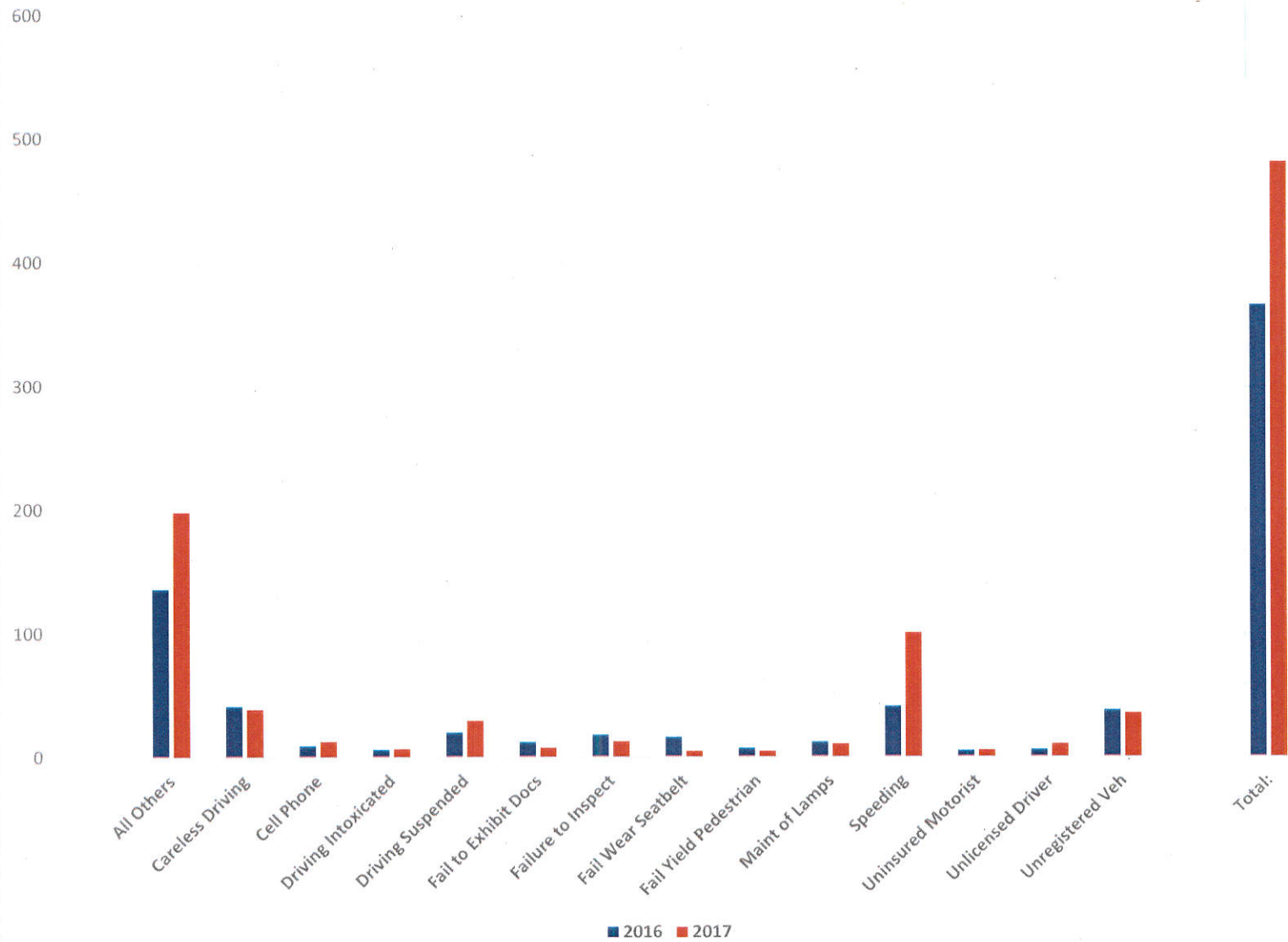
JULY NON-CRIMINAL INCIDENTS

NON-CRIMINAL INCIDENTS	JULY 2016	JULY 2017	YTD 2017
Alarms Auto	1	4	12
Alarms Burglary	0	0	2
Alarms Commercial Burglary	48	36	242
Alarms Commercial Fire	33	26	140
Alarms Fire	4	1	3
Alarms Maintenance	0	0	0
Alarms Medical	6	7	41
Alarms Other	9	6	27
Alarms Panic	12	6	49
Alarms Residential Burglary	91	96	490
Alarms Residential Fire	13	17	91
Animal Complaints	64	34	247
Building Check	9	5	25
Business Disputes	3	3	18
Disabled Vehicle	34	21	190
Emotionally Disturbed Person	0	5	41
Escorts Traffic	0	0	1
Fingerprints	8	6	52
Fire (Other) Odor of Smoke	4	6	33
Fire Commercial	0	0	3
Fire Dwelling	4	0	9
Fire False	0	0	0
Fire Vehicle	2	0	1
Firearms Background	8	6	39
Foot Patrol	47	29	342
Found Bicycles	3	6	13
Found Property	13	18	117
Gas Leaks/Explosion	3	6	32
Intoxicated Person	2	2	17
Landlord/Tenant	0	1	3
Littering	0	0	2
Lockout/MV	16	13	80
Lockout/Residence	2	8	18
Lost Property	4	7	44
Medical Call	159	183	1,240
Missing Person	5	1	22
Motor Vehicle Complaint	10	11	92
Motor Vehicle Incident	9	3	39

JULY NON-CRIMINAL INCIDENTS

NON-CRIMINAL INCIDENTS	JULY 2016	JULY 2017	YTD 2017
Motor Vehicle Stop	537	749	5,931
MVA	0	0	0
MVA Involving Injury	11	5	48
MVA No Injury	70	79	527
MVA No Report	4	6	25
MVA With Bicycle	2	1	9
MVA With Deer	1	0	16
MVA With Pedestrian	1	0	10
Noise Complaint	23	13	107
Notifications	12	15	69
Parking Complaints	63	45	309
Prisoner Transport	0	3	12
School Crossing	0	0	658
School Detail	2	2	226
Service of Subpoena	0	0	2
Suspicious Incidents	40	35	253
Suspicious Package	0	0	0
Suspicious Person	24	20	107
Suspicious Vehicle	37	33	201
Traffic Hazard	11	23	86
Tree Down	31	14	93
Unattended Death	0	0	2
Unwanted Person	4	3	23
Urinating in Public	0	1	1
Vacant House Check	71	49	252
Welfare Check	20	22	159
Wire/Pole Down	9	10	58
Non-Criminal – TOTAL	1,599	1,701	13,001

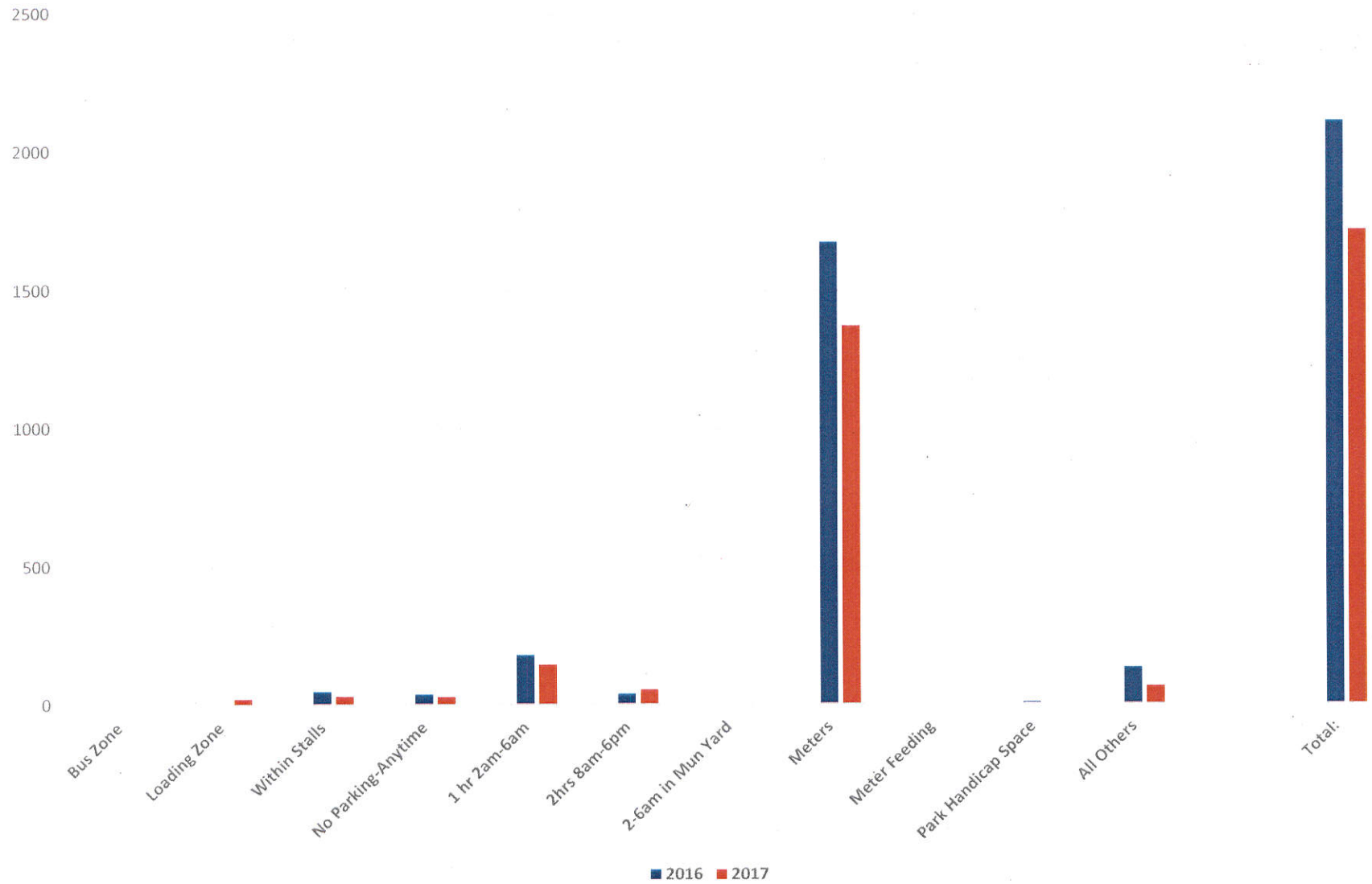
SUMMONSES JULY 2017



JULY SUMMONSES

SUMMONS TYPE	JULY 2016	JULY 2017	YTD 2017
All Other	136	198	1,266
Careless Driving	41	39	279
Cell Phone	9	13	164
Driving While Intoxicated	6	7	39
Driving While Suspended	20	30	213
Failure to Exhibit Documents	12	8	88
Failure to Inspect	18	13	210
Failure to Wear Seatbelt	16	5	89
Failure to Yield to Pedestrian in Crosswalk	7	5	67
Maintenance of Lamps	12	11	88
Speeding	41	101	754
Uninsured Motorist	5	6	41
Unlicensed Driver	6	11	93
Unregistered Vehicle	38	36	349
Total Summonses	367	483	3,740

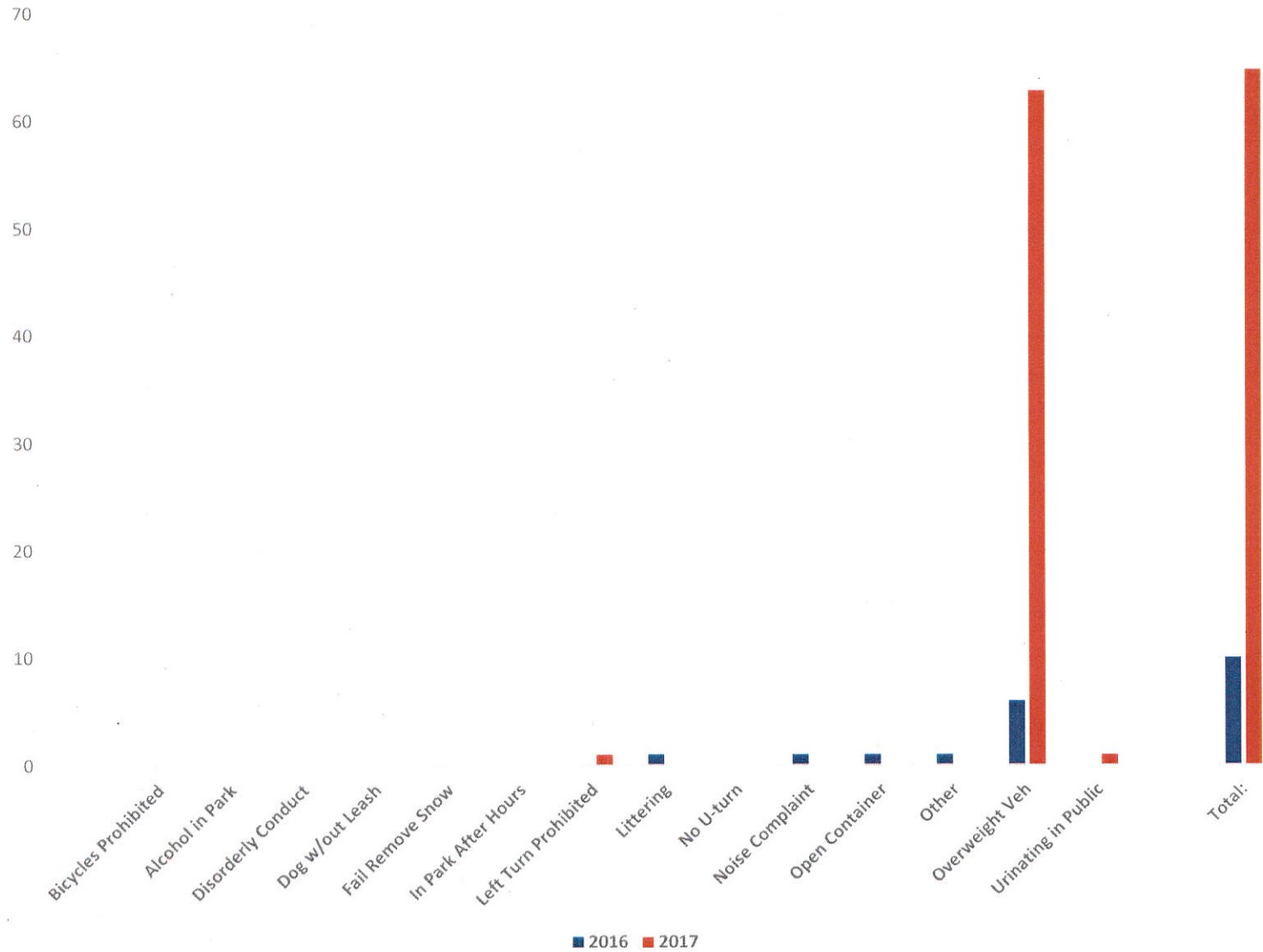
PARKING VIOLATIONS JULY 2017



JULY PARKING VIOLATIONS

PARKING ORDINANCE	JULY 2016	JULY 2017	YTD 2017
Bus Zone	3	4	7
Loading Zone	0	21	245
Parking Within Designated Parking Stalls	47	30	192
No Parking Zones/Anytime	36	28	265
Park Between 2AM & 6AM 1hr Limit	179	145	1,203
Parking Limit 2 hrs Between 8AM & 6PM	37	54	757
Park Between 2AM & 6AM in Municipal Yard	0	3	7
Meters	1,675	1,372	12,485
Meter Feeding	0	0	8
Parking in Handicap Space	6	0	6
All Others	133	66	641
Total - Parking Violations	2,116	1,723	15,816

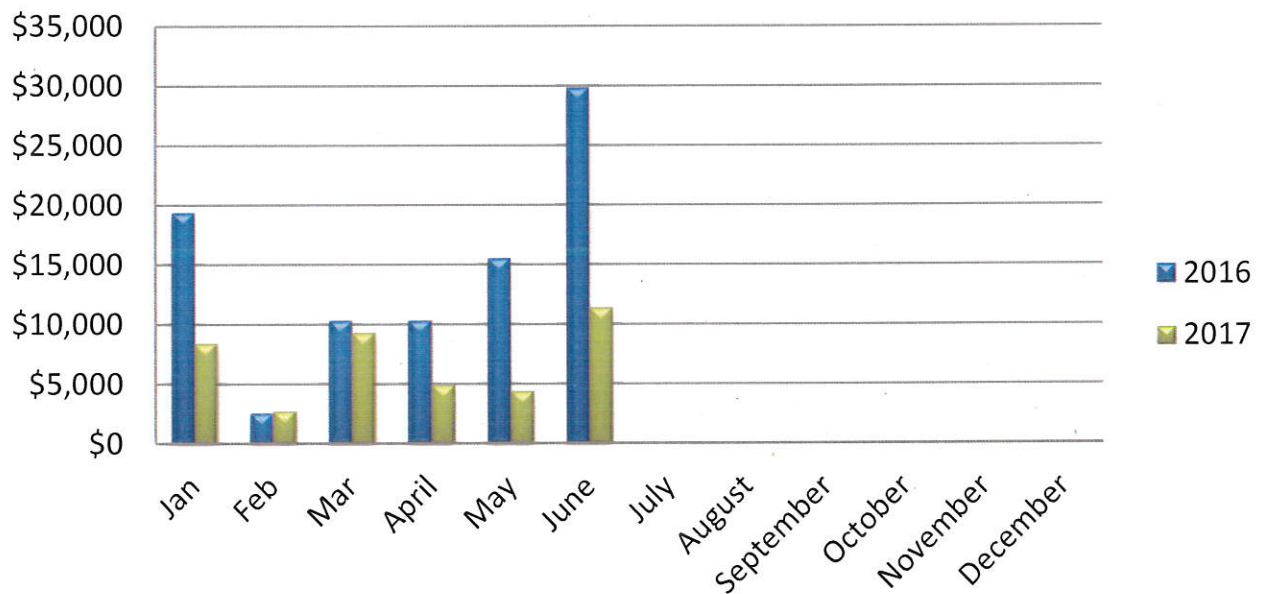
ORDINANCE VIOLATIONS JULY 2017



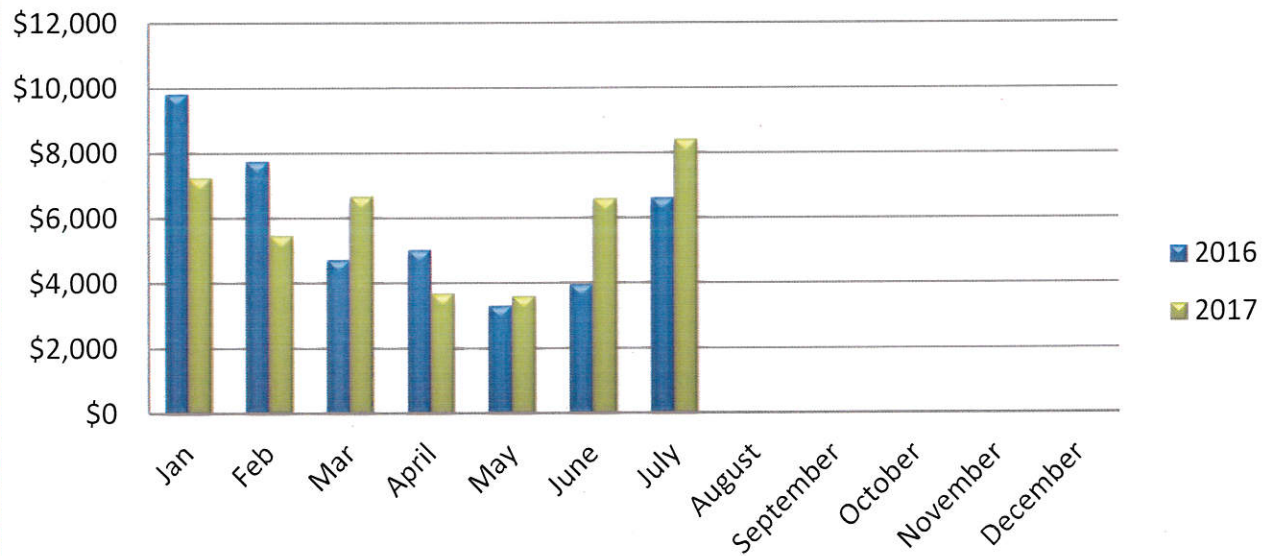
JULY ORDINANCE VIOLATIONS

ORDINANCE VIOLATION	JULY 2016	JULY 2017	YTD 2017
Bicycles/Skateboards Prohibited	0	0	2
Consumption Alcohol in Park	0	0	0
Disorderly Conduct	0	0	2
Dog Without a Leash	0	0	0
Failure to Remove Snow	0	0	1
In Park After Hours	0	0	4
Left Turn Prohibited	0	1	4
Littering	1	0	8
No U-Turn	0	0	1
Noise Complaint	1	0	1
Open Container	1	0	8
Other	1	0	5
Overweight Vehicle	6	63	128
Urinating in Public	0	1	9
Total - Ordinance Violations	10	65	173

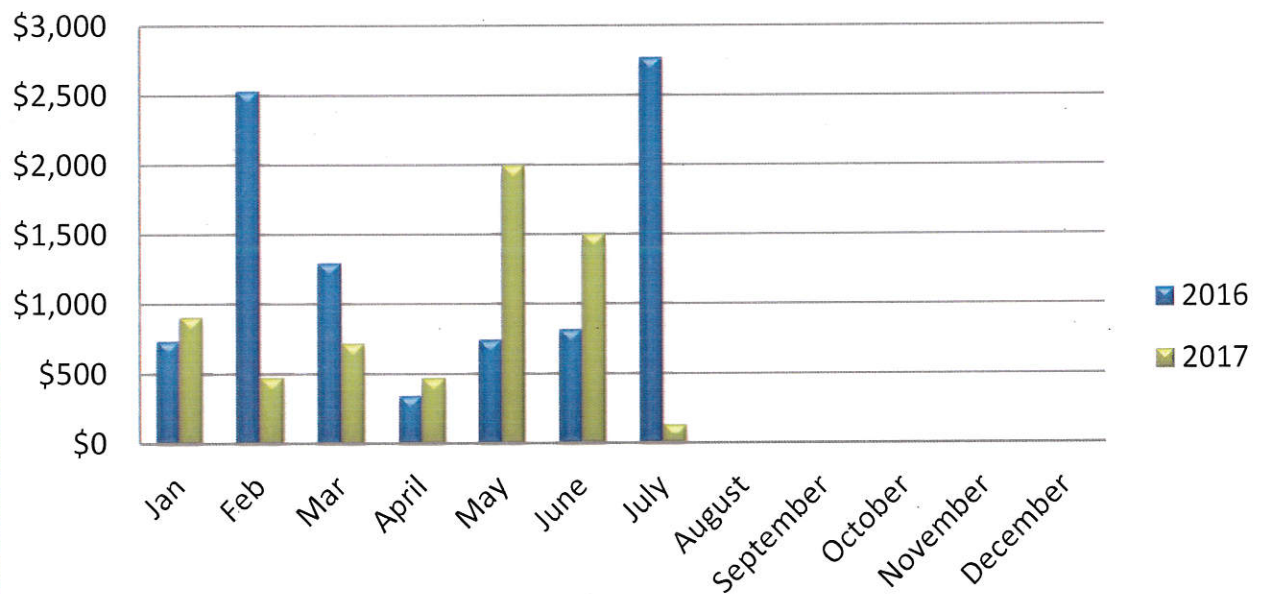
Patrol Overtime



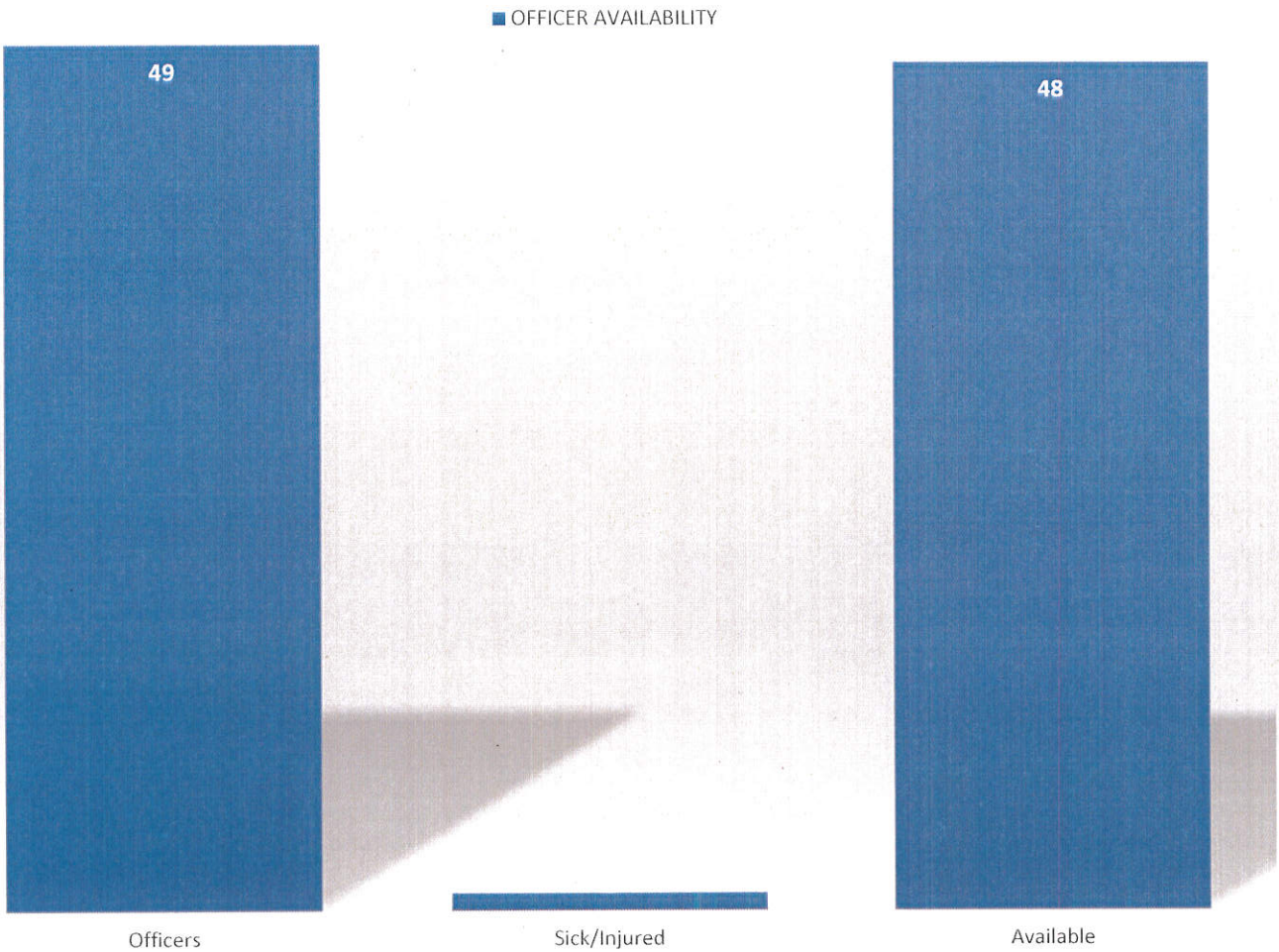
Dispatch Overtime



Detective Overtime



OFFICER AVAILABILITY JULY 2017





Princeton Police Department

1 Valley Road, Princeton, NJ 08540

Phone: 609-921-2100 Fax: 609-924-8197 Mun. Code: 1110

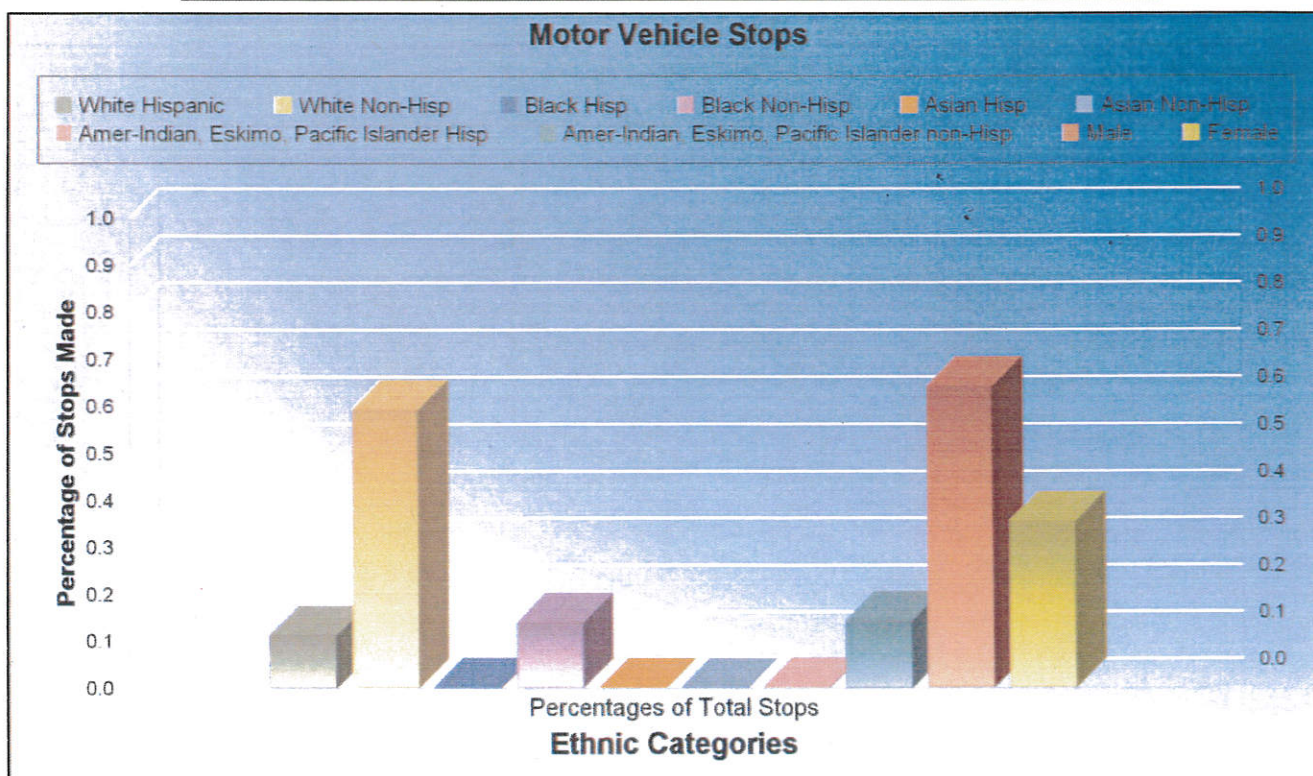
Gender & Ethnicity Report

MV Stops for 2016

Total MV Stops: 9,047

Gender / Ethnic breakdown shown in percentages of overall number of MV Stops

Race Code	Total #	Percentage
White Hisp.	1,027	11.35%
White Non Hisp.	5,374	59.40%
Black Hisp.	28	0.31%
Black Non-Hisp.	1,265	13.98%
Native Amer/Eskimo Hisp.	14	0.15%
Native Amer/Eskimo Non-Hisp	11	0.12%
Asian Hisp.	21	0.23%
Asian Non-Hisp.	1,306	14.44%
Male	5,821	64.34%
Female	3,216	35.55%



- ❖ On Thursday, July 6, 2017, Sgt. Solovay and K-9 Harris conducted a K-9 demonstration at the Lewis School in Princeton. The demonstration consisted of scent detection, obedience, and criminal apprehension. The attendees also asked numerous questions in regards to police working dogs and the K-9 program.
- ❖ On Wednesday July 12, 2017, Sgt. Solovay and K-9 Harris responded to Trump National Golf Course in Bedminster, NJ as part of the New Jersey Detect and Render Safe Task Force. Sgt. Solovay and K-9 Harris assisted the New Jersey State Police with conducting K-9 explosive sweeps for the LPGA Championship Golf Event taking place on location.



- ❖ On Thursday, July 28, 2016, Sgt. Solovay and K-9 Harris conducted a K-9 demonstration at Community Park South in correlation with the “Cops N’ Campers” event. This event was a joint effort organized by the Princeton Police Department Safe Neighborhood Bureau and the Princeton Recreation Department. Sgt. Solovay and K-9 Harris provided the campers with a demonstration involving explosives detection, obedience, agility, and

criminal apprehension. Other activities included tours of the police station and police vehicles, as well as officers interacting with the campers and grilling hot dogs for lunch.



**2017 MOTOR VEHICLE
ACCIDENT STATISTICS**

VEHICLES INVOLVED

Number: 1,016

INJURIES INVOLVED

Number: 112

ACCIDENTS WITH INJURIES

Number: 90

PROPERTY DAMAGE ACCIDENTS

Number: 47

DRIVERS INVOLVED

Unknown: 56
Male: 531
Female: 429
Total: 1,016

DAYLIGHT/DARKNESS

Daylight: 432
Darkness: 103
Unknown: 0
Total: 535

ROAD CONDITIONS

Dry: 425
Wet: 89
Snow: 15
Ice: 5
Other: 1
Total: 535

ACCIDENTS INVOLVING DEER

Investigated by PD: 14
Not Investigated: 0
Total: 14

SUMMONS ISSUED

Number: 533

**ACCIDENTS INVOLVING
PEDESTRIANS**

Injury: 8
Non-Injury: 0
Fatal: 0
Other: 0

**ACCIDENTS INVOLVING
BICYCLISTS**

Injury: 6
Non-Injury: 2
Fatal: 0
Other: 0

NUMBER OF ACCIDENTS BY DAY

Unknown:	0
Monday:	76
Tuesday:	81
Wednesday:	99
Thursday:	86
Friday:	83
Saturday:	60
Sunday:	50
Total:	535

TIMES OF DAY

0001 – 0100:	1
0101 – 0200:	6
0201 – 0300:	5
0301 – 0400:	1
0401 – 0500:	2
0501 – 0600:	2
0601 – 0700:	5
0701 – 0800:	21
0801 – 0900:	30
0901 – 1000:	31
1001 – 1100:	29
1101 – 1200:	24
1201 – 1300:	38
1301 – 1400:	51
1401 – 1500:	36
1501 – 1600:	49
1601 – 1700:	49
1701 – 1800:	46
1801 – 1900:	30
1901 – 2000:	32
2001 – 2100:	11
2101 – 2200:	14
2201 – 2300:	7
2301 – 2400:	15
Total:	535

**ACCIDENTS INVOLVING
MOTORCYCLES**

Injury:	0
Non-Injury:	1
Fatal:	0
Other:	0

**ACCIDENTS WITH INJURIES
OR \$500 DAMAGE**

Number: 497

**PRIVATE PROPERTY
LOCATIONS**

Number: 100

WEATHER CONDITIONS

Other:	11
Snow:	14
Rain:	65
Clear:	445
Total:	535

FATAL ACCIDENTS

Number: 0

USE OF FORCE 2017

	<u>Jan</u>	<u>Feb</u>	<u>Mar</u>	<u>Apr</u>	<u>May</u>	<u>Jun</u>	<u>Jul</u>	<u>Aug</u>	<u>Sep</u>	<u>Oct</u>	<u>Nov</u>	<u>Dec</u>	<u>Total</u>
<u>Total Number of Use of Force Incidents</u>	0	1	0	1	6	1	2						
<u>Persons against whom force was used</u>	0	1	0	1	6	1	2						
<u>Involving Officer use of Physical Force</u>	0	1	0	1	11	1	4						
<u>Involving Officer use of Mechanical Force</u>	0	0	0	0	0	0	0						
<u>Involving Officer use of Deadly Force</u>	0	0	0	0	0	0	0						

January	-
February	17-4818
March	-
April	17-13074
May	17-14895 /17-15314/17-15657 /17-15869 /17-16114 /17-16168
June	17-17795 / 17-21780
July	
August	
September	
October	
November	
December	