

PRINCETON POLICE
DEPARTMENT
CHIEF'S MONTHLY REPORT



February
2017

TABLE OF CONTENTS

| | |
|-----------------------------------|----|
| SAFE NEIGHBORHOOD BUREAU | 1 |
| JUVENILE BUREAU | 2 |
| ARRESTS | 3 |
| UCR TOTAL | 5 |
| POLICE SERVICE CALLS | 7 |
| OFFENSES | 9 |
| NON-CRIMINAL | 11 |
| SUMMONSES | 14 |
| PARKING VIOLATIONS | 16 |
| ORDINANCE VIOLATIONS | 18 |
| OVERTIME | 20 |
| OFFICER AVAILABILITY | 23 |
| GENDER/ETHNICITY REPORT | 24 |
| K-9 ACTIVITY REPORT | 25 |
| MOTOR VEHICLE ACCIDENT STATISTICS | 26 |
| USE OF FORCE | 28 |
| IA FIRST QUARTER 2017 | 29 |

Safe Neighborhood Bureau Monthly Report

February 2017

- **February 1st** – 1 Blue Angel installation. Community Policing at Cornerstone Kitchen
- **February 2nd** – Risk Assessment Committee (RAC) meeting. Walter Harris Memorial service
- **Feb 6th – 10th** – SNB conducted 8 Drug & Alcohol Awareness presentations. (2X per day)
- **Feb 10th** – SNB Conducted RAC meeting
- **February 13th** – SNB participated in the Young Achievers/ Latinos En Progreso meeting.
- **February 15th** – SNB participated in the Princeton High School Career Day Fair
- **February 23rd** – SNB conducted 2 Drug Awareness presentations at JW Middle School.
- **February 28th** – SNB conducted a meet & greet presentation at Stuart Country Day School

Other Issues of note.

- During the month of February, SNB generated 20 cases for our school initiative. Each case represents a specific time an officer went to a school during drop off or pick up.
- During the month of February, SNB responded to 5 complaints regarding snow/ice removal from sidewalks.
- During the month of February, SNB performed 47 vacant house checks.
- The SNB has been in contact with the Jewish Center of Princeton to address safety concerns regarding the recent wave of anti-Semitic behavior in the region.



Princeton Police Department

1 Valley Road, Princeton, NJ 08540

Phone: (609)921-2100 / Fax: (609)924-8197

Juvenile Report-February 2017

Juveniles Petitioned to Family Court

0

Station House Adjustments

0

Curbside Warnings

A seventeen year old male and a 15 year old female were given a curbside warning at the victim's request after they were seen on the roof of a four story building at the Institute for Advanced Study. They were advised they were persona non grata on IAS property and were turned over to the custody of their parents.

A fifteen year old female invited several friends over to her house while her parents were away. Due to social media, it evolved into a house party with approximately 30 high school aged kids in attendance with alcohol consumption. Patrols responded to a noise complaint and turned the juveniles over to their parents.

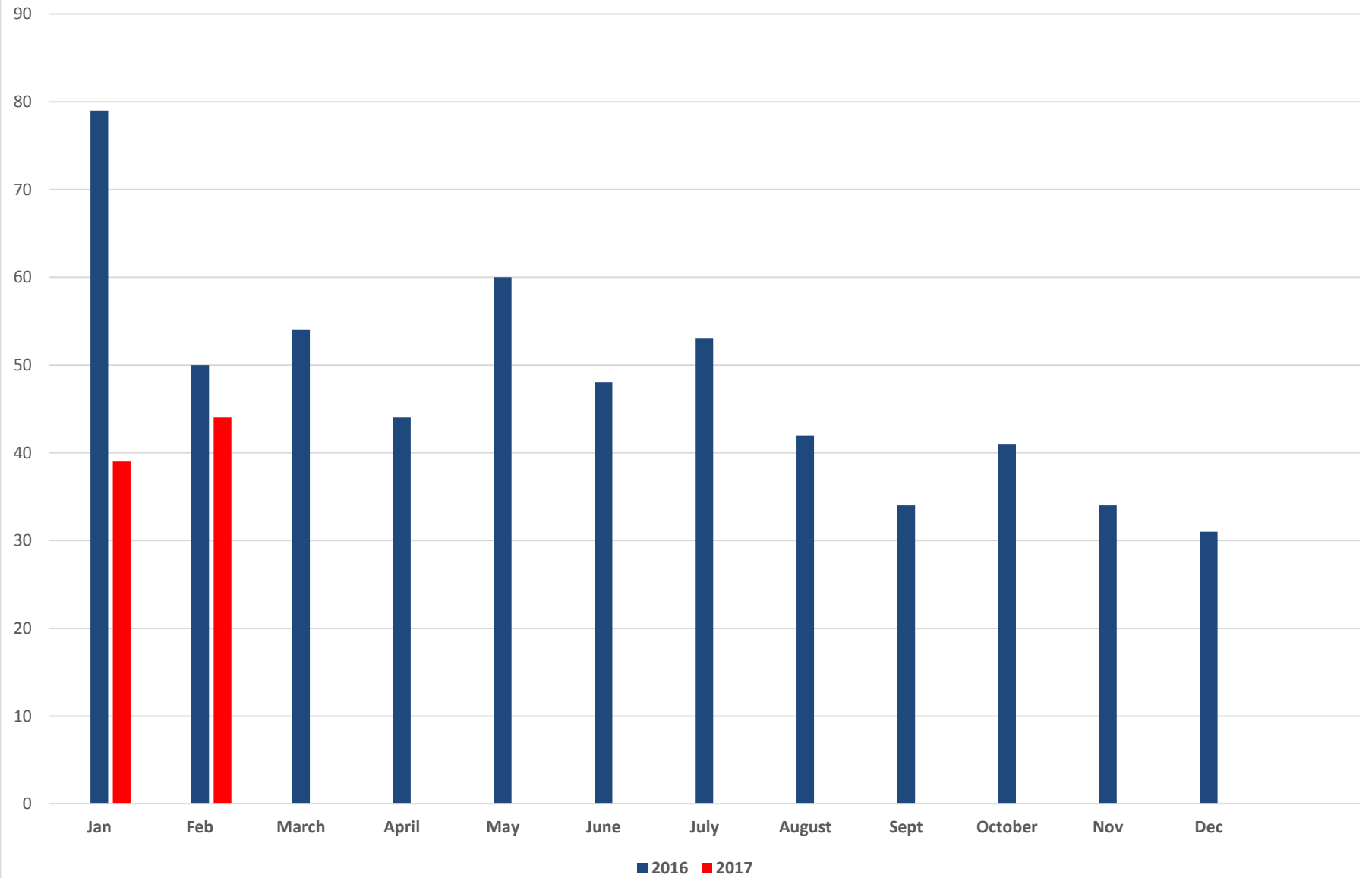
Family Crisis/Mental Health

A fifteen year old boy was transported to the hospital for a psychiatric evaluation after attempting to start a fight with another student and remaining in a heightened state of agitation for an extended period of time.

DCP&P Referrals

A DCP&P referral was made for a high school aged female who reported emotional abuse.

ARRESTS FEBRUARY 2017

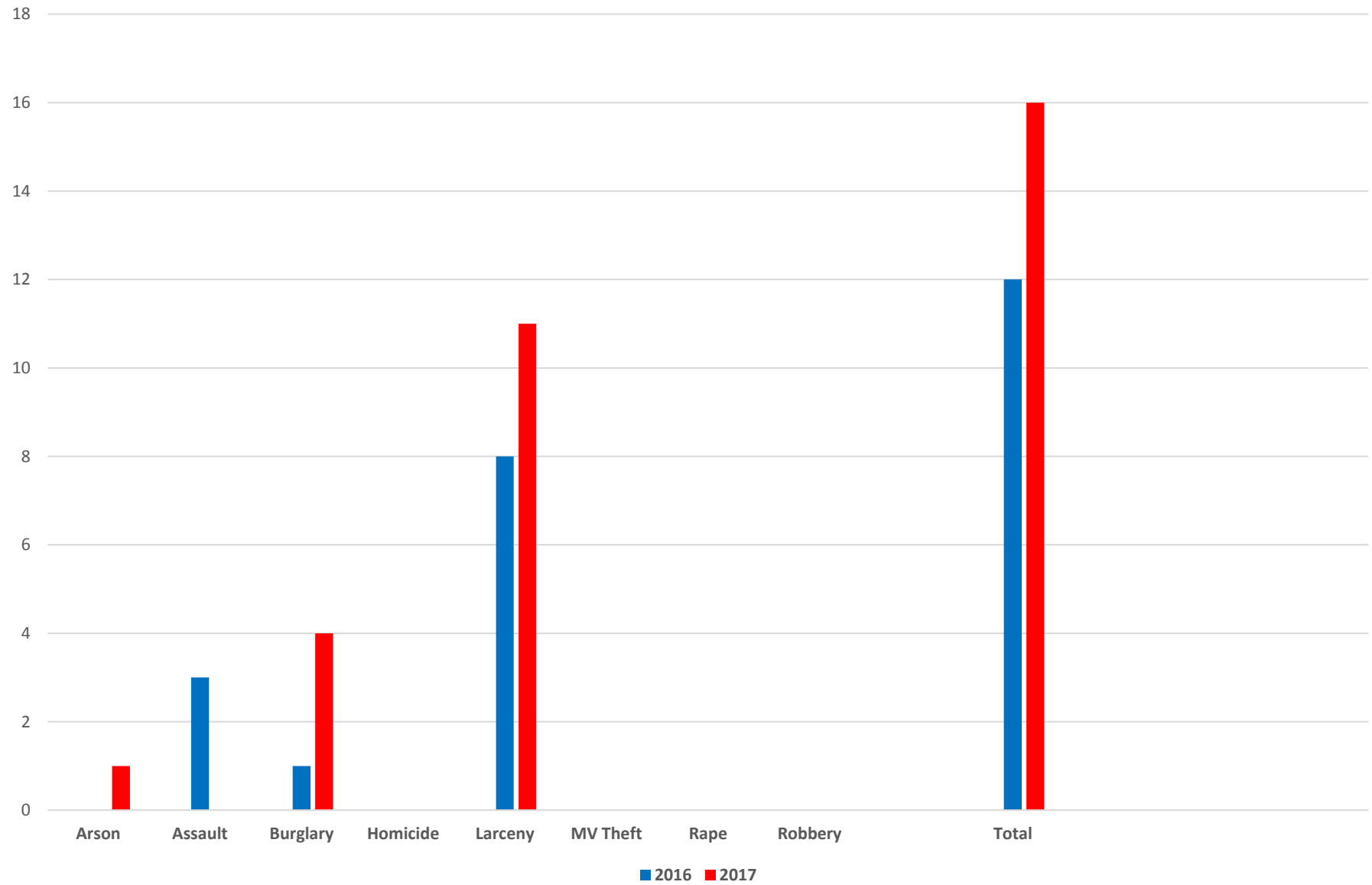


TOTAL ARRESTS

| 2017 | Jan | Feb | March | April | May | June | July | Aug | Sept | Oct | Nov | Dec | YTD 2017 |
|---------|-----|-----|-------|-------|-----|------|------|-----|------|-----|-----|-----|-------------|
| Arrests | 39 | 44 | | | | | | | | | | | 83 |

| 2016 | Jan | Feb | March | April | May | June | July | Aug | Sept | Oct | Nov | Dec | YTD 2016 |
|---------|-----|-----|-------|-------|-----|------|------|-----|------|-----|-----|-----|-------------|
| Arrests | 79 | 50 | 54 | 44 | 60 | 48 | 53 | 42 | 34 | 41 | 34 | 31 | 570 |

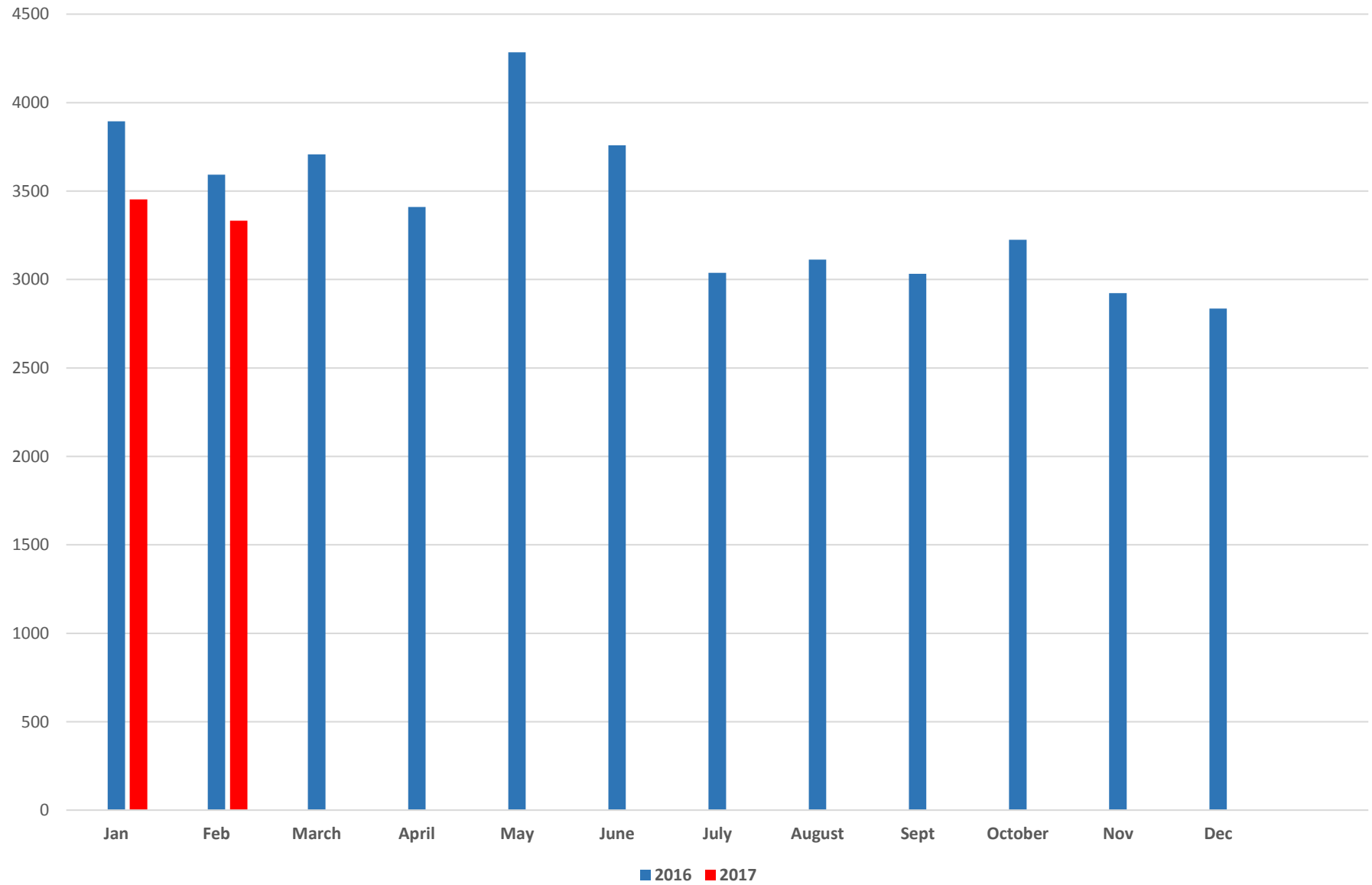
UCR FEBRUARY 2017



FEBRUARY UCR

| UCR TYPE | FEBRUARY 2016 | FEBRUARY 2017 | YTD 2017 |
|---------------------|---------------|---------------|----------|
| Arson | 0 | 1 | 1 |
| Assault | 3 | 0 | 3 |
| Burglary | 1 | 4 | 8 |
| Homicide | 0 | 0 | 0 |
| Larceny | 8 | 11 | 16 |
| Motor Vehicle Theft | 0 | 0 | 0 |
| Rape | 0 | 0 | 0 |
| Robbery | 0 | 0 | 0 |
| TOTAL | 12 | 16 | 28 |

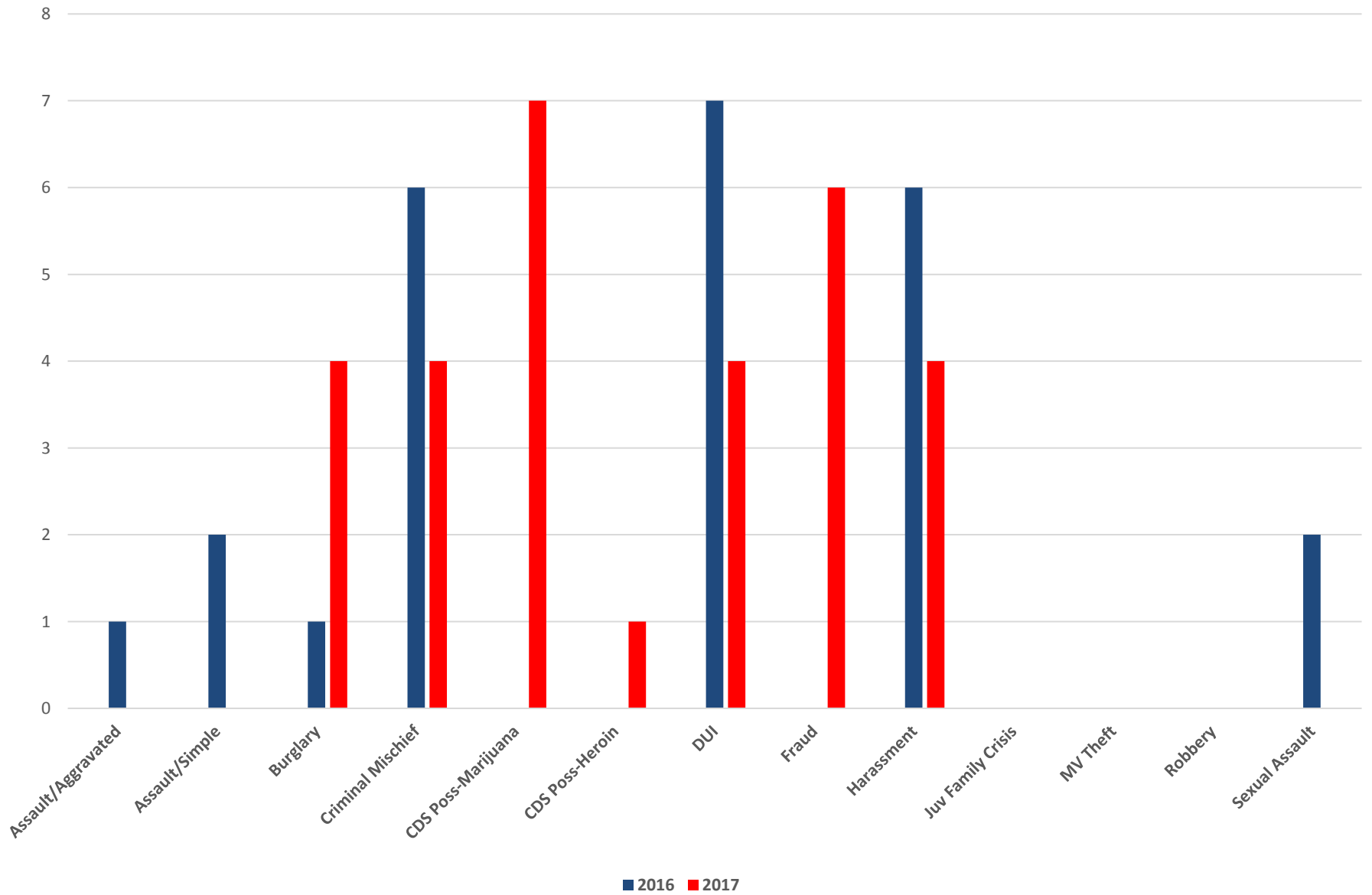
SERVICE CALLS FEBRUARY 2017



SERVICE CALLS

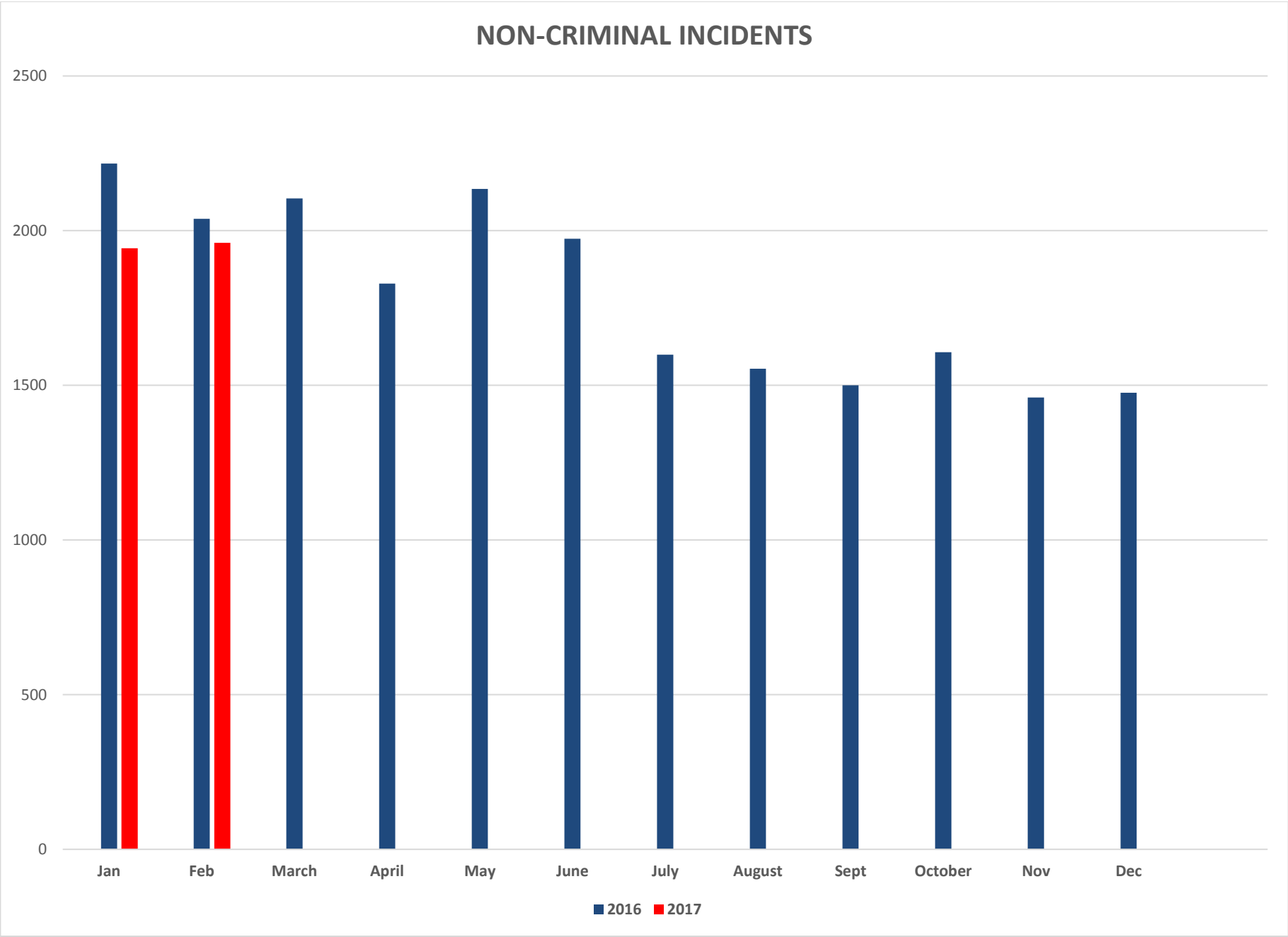
| Service Calls | Jan | Feb | March | April | May | June | July | Aug | Sept | Oct | Nov | Dec | YTD |
|---------------|-------|-------|-------|-------|-------|-------|-------|-------|-------|-------|-------|-------|--------|
| 2017 | 3,453 | 3,333 | | | | | | | | | | | 6,786 |
| | | | | | | | | | | | | | |
| 2016 | 3,894 | 3,593 | 3,708 | 3,410 | 4,284 | 3,759 | 3,038 | 3,113 | 3,032 | 3,225 | 2,923 | 2,835 | 40,814 |
| | | | | | | | | | | | | | |

OFFENSES FEBRUARY 2017



FEBRUARY OFFENSES

| OFFENSE TYPE | FEBRUARY 2016 | FEBRUARY 2017 | YTD 2017 |
|----------------------------|---------------|---------------|----------|
| Assault/Aggravated | 1 | 0 | 0 |
| Assault/Simple | 2 | 0 | 3 |
| Burglary | 1 | 4 | 8 |
| Criminal Mischief | 6 | 4 | 9 |
| CDS Possession – Marijuana | 0 | 7 | 15 |
| CDS Possession – Heroin | 0 | 1 | 2 |
| DUI | 7 | 4 | 9 |
| Fraud | 0 | 6 | 11 |
| Harassment | 6 | 4 | 14 |
| Juvenile Family Crisis | 0 | 0 | 3 |
| Motor Vehicle Theft | 0 | 0 | 1 |
| Robbery | 0 | 0 | 0 |
| Sexual Assault | 2 | 0 | 0 |
| Shoplifting | 3 | 0 | 1 |
| Soliciting W/Out Permit | 0 | 1 | 1 |
| Theft | 8 | 11 | 16 |
| Theft by Deception | 1 | 2 | 2 |
| Threat/Improper Influence | 0 | 0 | 0 |
| Warrant Arrest | 16 | 9 | 15 |
| TOTAL | 53 | 53 | 110 |



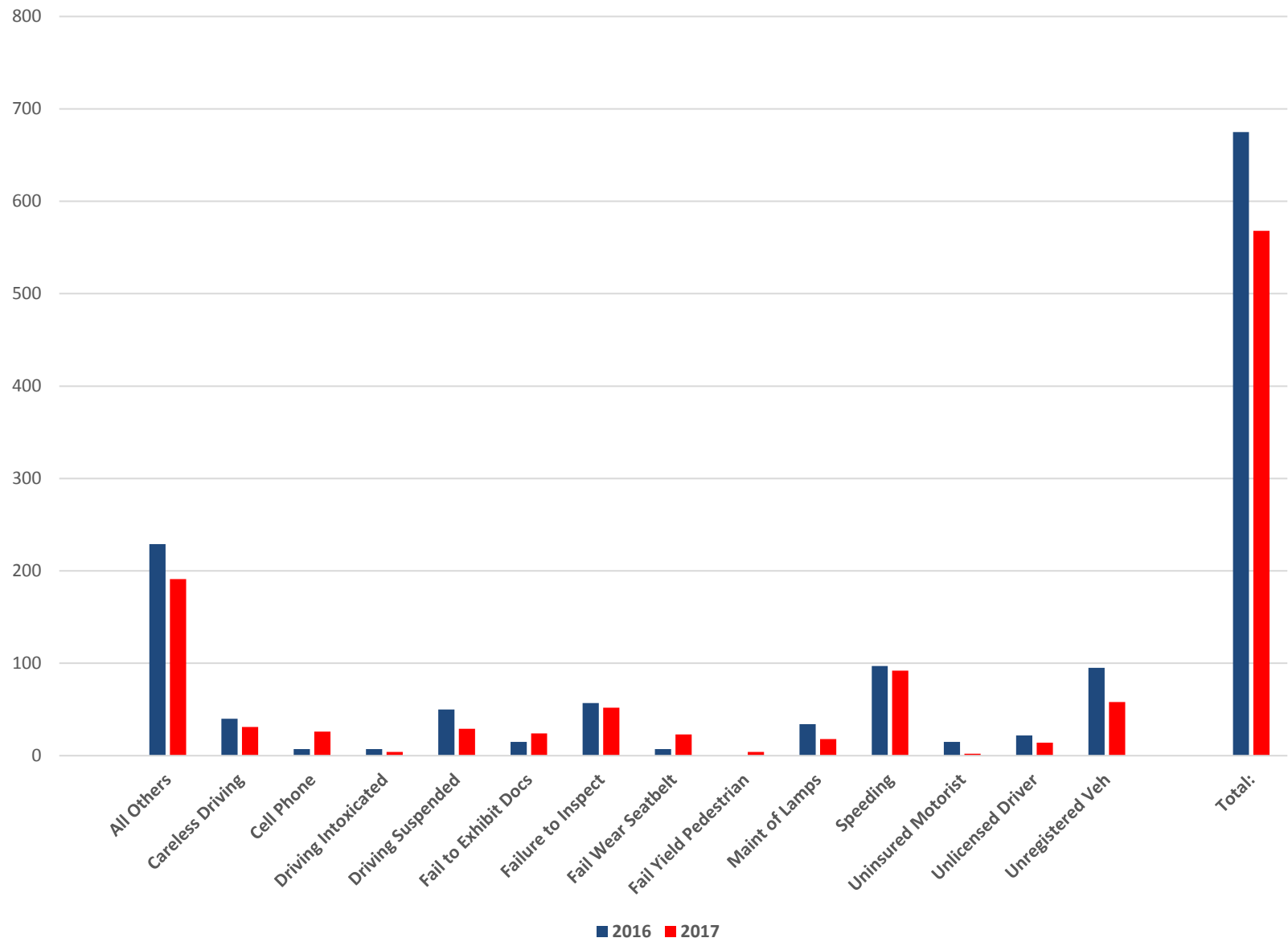
FEBRUARY NON-CRIMINAL INCIDENTS

| NON-CRIMINAL INCIDENTS | FEBRUARY 2016 | FEBRUARY 2017 | YTD 2017 |
|------------------------------|---------------|---------------|----------|
| Alarms Auto | 3 | 1 | 1 |
| Alarms Burglary | 1 | 1 | 1 |
| Alarms Commercial Burglary | 32 | 27 | 69 |
| Alarms Commercial Fire | 37 | 16 | 28 |
| Alarms Fire | 2 | 0 | 0 |
| Alarms Maintenance | 0 | 0 | 0 |
| Alarms Medical | 4 | 8 | 12 |
| Alarms Other | 5 | 0 | 7 |
| Alarms Panic | 8 | 6 | 11 |
| Alarms Residential Burglary | 73 | 55 | 116 |
| Alarms Residential Fire | 9 | 12 | 21 |
| Animal Complaints | 14 | 24 | 54 |
| Building Check | 1 | 5 | 6 |
| Business Disputes | 1 | 1 | 2 |
| Disabled Vehicle | 19 | 34 | 69 |
| Emotionally Disturbed Person | 3 | 4 | 8 |
| Escorts Traffic | 0 | 0 | 1 |
| Fingerprints | 6 | 10 | 11 |
| Fire (Other) Odor of Smoke | 12 | 7 | 9 |
| Fire Commercial | 0 | 2 | 2 |
| Fire Dwelling | 0 | 3 | 5 |
| Fire False | 0 | 0 | 0 |
| Fire Vehicle | 1 | 0 | 0 |
| Firearms Background | 4 | 6 | 11 |
| Foot Patrol | 39 | 72 | 140 |
| Found Bicycles | 1 | 1 | 4 |
| Found Property | 12 | 16 | 27 |
| Gas Leaks/Explosion | 7 | 3 | 9 |
| Intoxicated Person | 4 | 0 | 1 |
| Landlord/Tenant | 0 | 1 | 1 |
| Littering | 0 | 0 | 2 |
| Lockout/MV | 13 | 9 | 18 |
| Lockout/Residence | 0 | 1 | 2 |
| Lost Property | 5 | 9 | 11 |
| Medical Call | 179 | 189 | 345 |
| Missing Person | 1 | 2 | 4 |
| Motor Vehicle Complaint | 10 | 9 | 22 |
| Motor Vehicle Incident | 6 | 5 | 13 |

FEBRUARY NON-CRIMINAL INCIDENTS

| NON-CRIMINAL INCIDENTS | FEBRUARY 2016 | FEBRUARY 2017 | YTD 2017 |
|------------------------|---------------|---------------|----------|
| Motor Vehicle Stop | 1,043 | 969 | 1,918 |
| MVA | 0 | 0 | 0 |
| MVA Involving Injury | 6 | 7 | 15 |
| MVA No Injury | 74 | 59 | 138 |
| MVA No Report | 2 | 2 | 4 |
| MVA With Bicycle | 1 | 0 | 1 |
| MVA With Deer | 0 | 2 | 8 |
| MVA With Pedestrian | 2 | 2 | 5 |
| Noise Complaint | 10 | 9 | 26 |
| Notifications | 11 | 9 | 29 |
| Parking Complaints | 44 | 29 | 58 |
| Prisoner Transport | 0 | 0 | 1 |
| School Crossing | 78 | 111 | 173 |
| School Detail | 89 | 51 | 121 |
| Service of Subpoena | 0 | 0 | 0 |
| Suspicious Incidents | 29 | 32 | 66 |
| Suspicious Package | 0 | 0 | 0 |
| Suspicious Person | 8 | 13 | 25 |
| Suspicious Vehicle | 24 | 31 | 64 |
| Traffic Hazard | 9 | 4 | 17 |
| Tree Down | 12 | 12 | 28 |
| Unattended Death | 0 | 0 | 0 |
| Unwanted Person | 10 | 2 | 5 |
| Urinating in Public | 0 | 0 | 0 |
| Vacant House Check | 35 | 52 | 109 |
| Welfare Check | 19 | 20 | 38 |
| Wire/Pole Down | 20 | 6 | 12 |
| Non-Criminal – TOTAL | 2,038 | 1,961 | 3,904 |

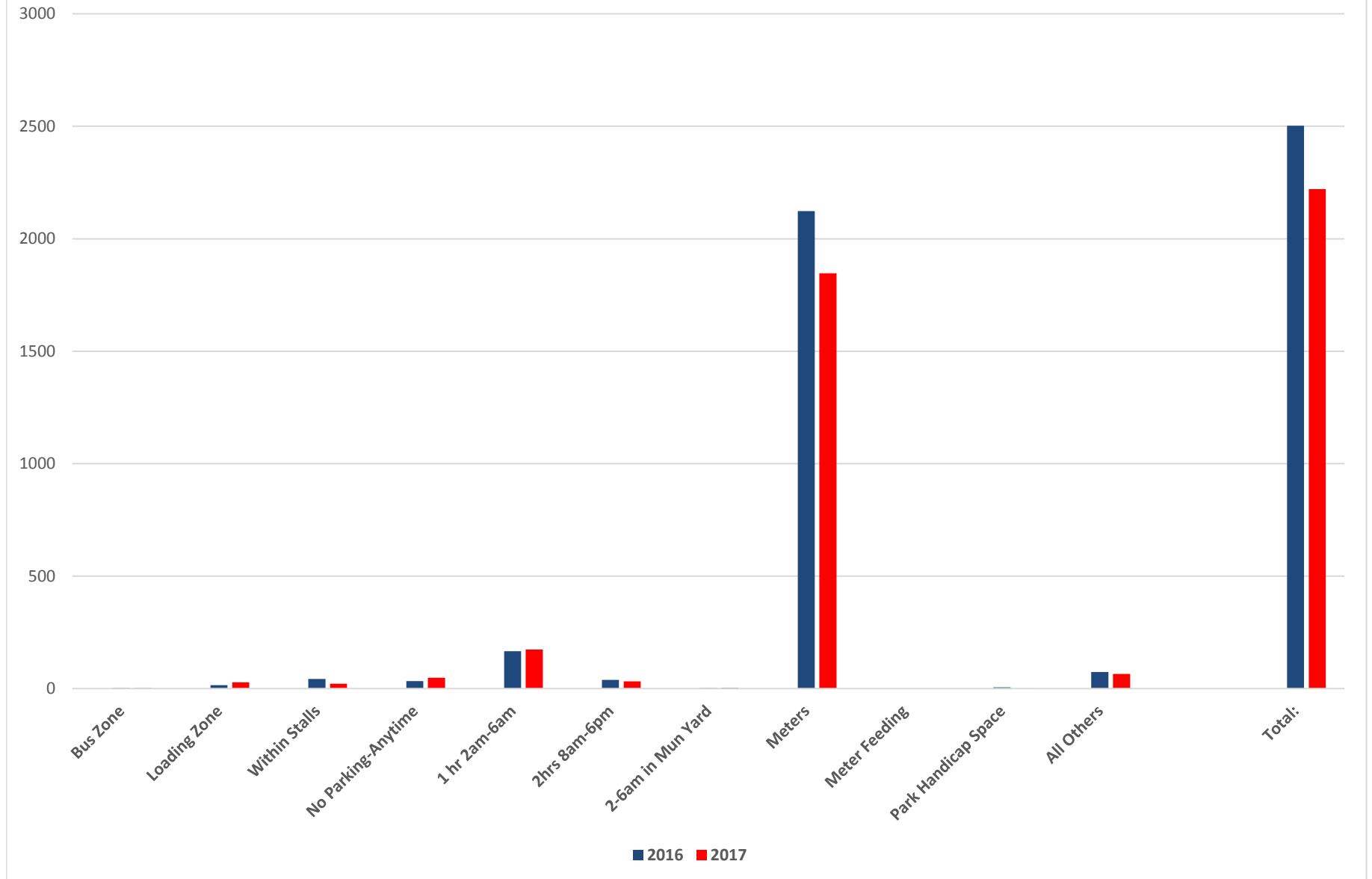
SUMMONSES FEBRUARY 2017



FEBRUARY SUMMONSES

| SUMMONS TYPE | FEBRUARY 2016 | FEBRUARY 2017 | YTD 2017 |
|---|---------------|---------------|----------|
| All Other | 229 | 191 | 384 |
| Careless Driving | 40 | 31 | 77 |
| Cell Phone | 7 | 26 | 37 |
| Driving While Intoxicated | 7 | 4 | 9 |
| Driving While Suspended | 50 | 29 | 72 |
| Failure to Exhibit Documents | 15 | 24 | 39 |
| Failure to Inspect | 57 | 52 | 86 |
| Failure to Wear Seatbelt | 7 | 23 | 35 |
| Failure to Yield to Pedestrian in Crosswalk | 0 | 4 | 11 |
| Maintenance of Lamps | 34 | 18 | 29 |
| Speeding | 97 | 92 | 200 |
| Uninsured Motorist | 15 | 2 | 12 |
| Unlicensed Driver | 22 | 14 | 23 |
| Unregistered Vehicle | 95 | 58 | 134 |
| Total Summonses | 675 | 568 | 1,148 |

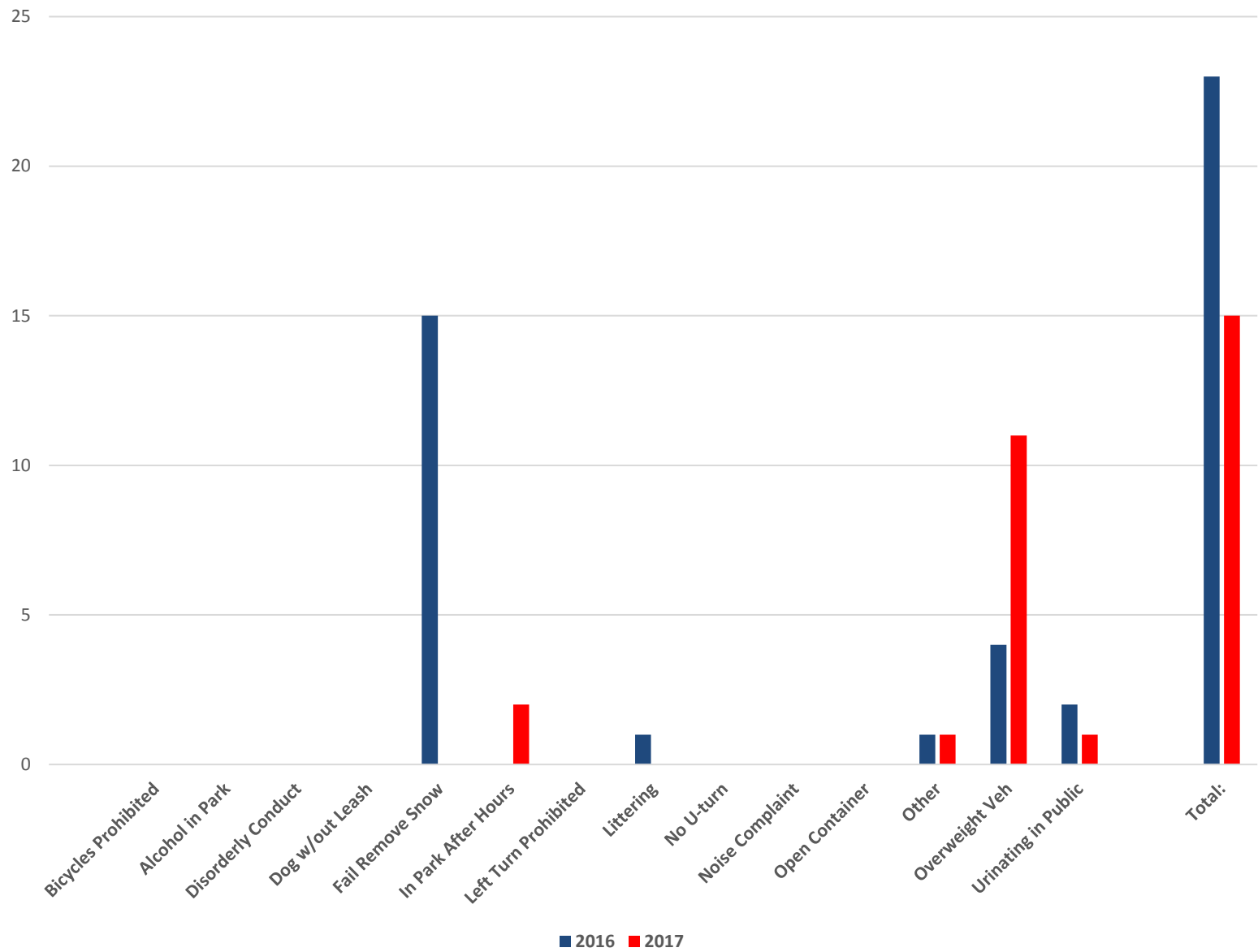
PARKING VIOLATIONS FEBRUARY 2017



FEBRUARY PARKING VIOLATIONS

| PARKING ORDINANCE | FEBRUARY 2016 | FEBRUARY 2017 | YTD 2017 |
|---|---------------|---------------|----------|
| Bus Zone | 2 | 2 | 2 |
| Loading Zone | 15 | 28 | 55 |
| Parking Within Designated Parking Stalls | 43 | 22 | 38 |
| No Parking Zones/Anytime | 33 | 48 | 68 |
| Park Between 2AM & 6AM 1hr Limit | 166 | 174 | 327 |
| Parking Limit 2 hrs Between 8AM & 6PM | 39 | 32 | 57 |
| Park Between 2AM & 6AM in Municipal Yard | 2 | 3 | 4 |
| Meters | 2,123 | 1,846 | 4,073 |
| Meter Feeding | 0 | 0 | 0 |
| Parking in Handicap Space | 6 | 1 | 2 |
| All Others | 74 | 65 | 134 |
| Total - Parking Violations | 2,503 | 2,221 | 4,760 |

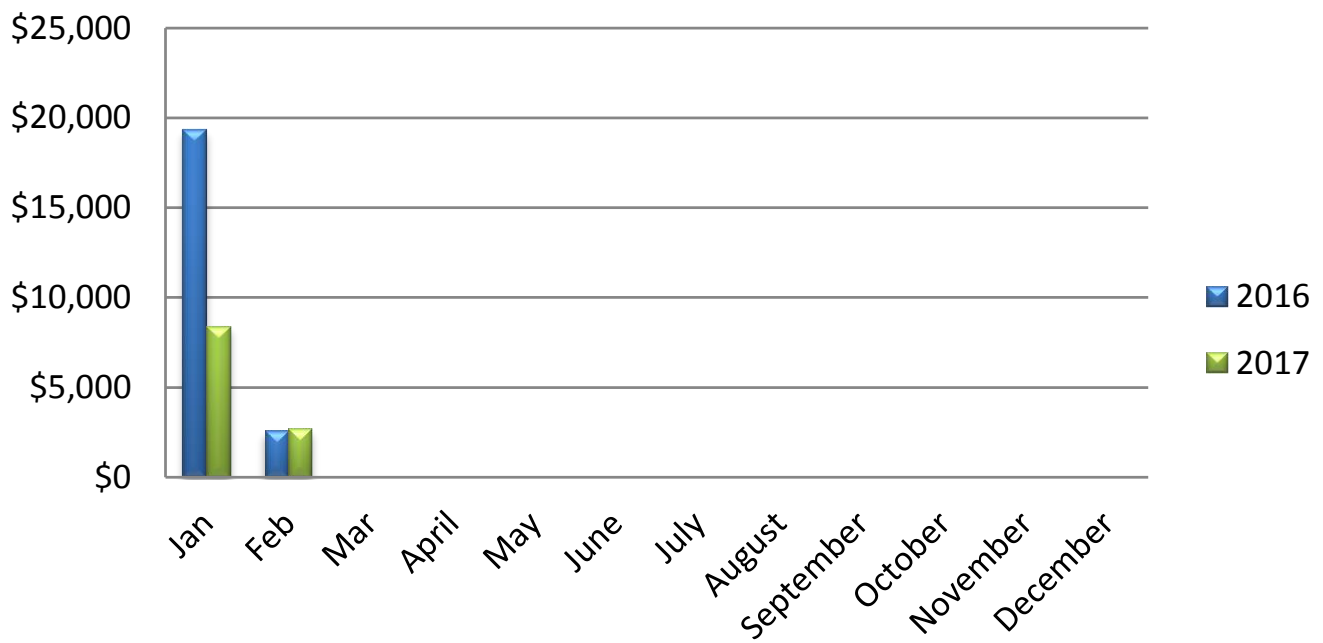
ORDINANCE VIOLATIONS FEBRUARY 2017



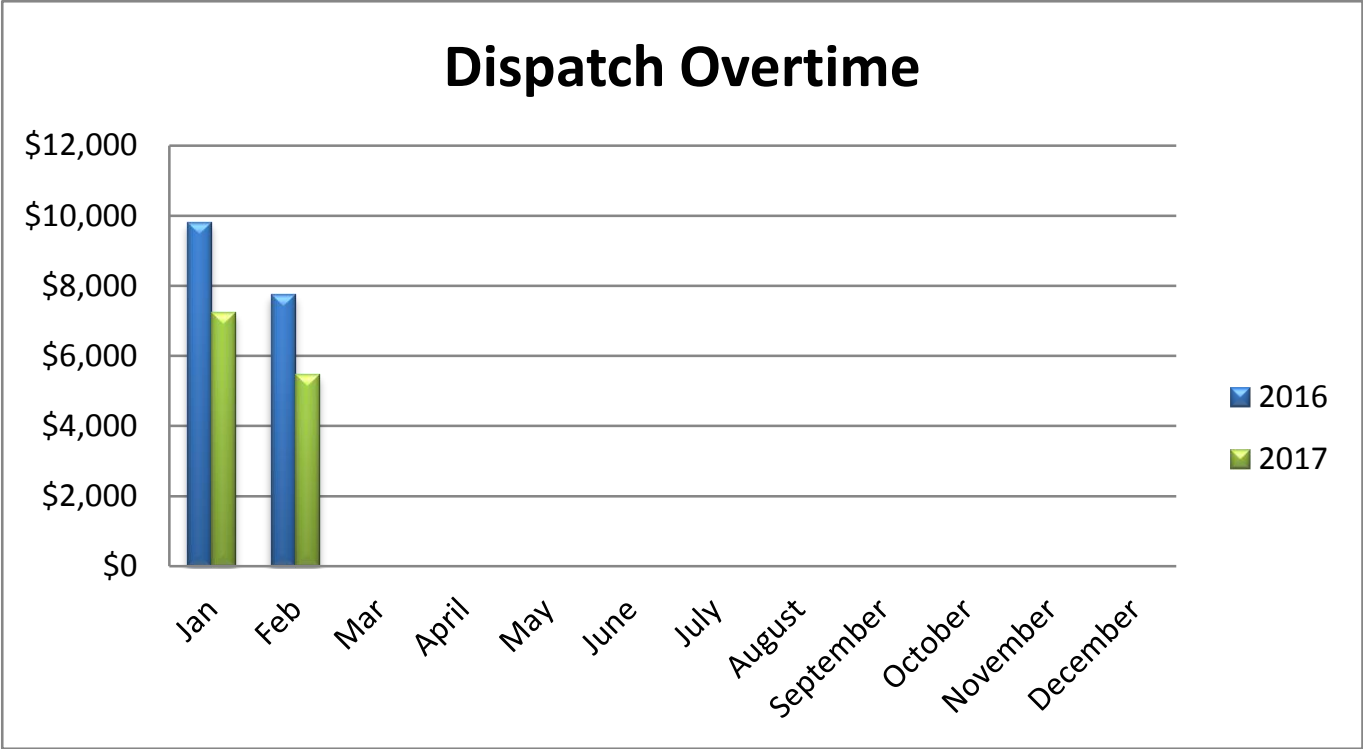
FEBRUARY ORDINANCE VIOLATIONS

| ORDINANCE VIOLATION | FEBRUARY 2016 | FEBRUARY 2017 | YTD 2017 |
|---------------------------------|---------------|---------------|----------|
| Bicycles/Skateboards Prohibited | 0 | 0 | 0 |
| Consumption Alcohol in Park | 0 | 0 | 0 |
| Disorderly Conduct | 0 | 0 | 1 |
| Dog Without a Leash | 0 | 0 | 0 |
| Failure to Remove Snow | 15 | 0 | 0 |
| In Park After Hours | 0 | 2 | 2 |
| Left Turn Prohibited | 0 | 0 | 2 |
| Littering | 1 | 0 | 1 |
| No U-Turn | 0 | 0 | 0 |
| Noise Complaint | 0 | 0 | 0 |
| Open Container | 0 | 0 | 0 |
| Other | 1 | 1 | 3 |
| Overweight Vehicle | 4 | 11 | 21 |
| Urinating in Public | 2 | 1 | 3 |
| Total - Ordinance Violations | 23 | 15 | 33 |

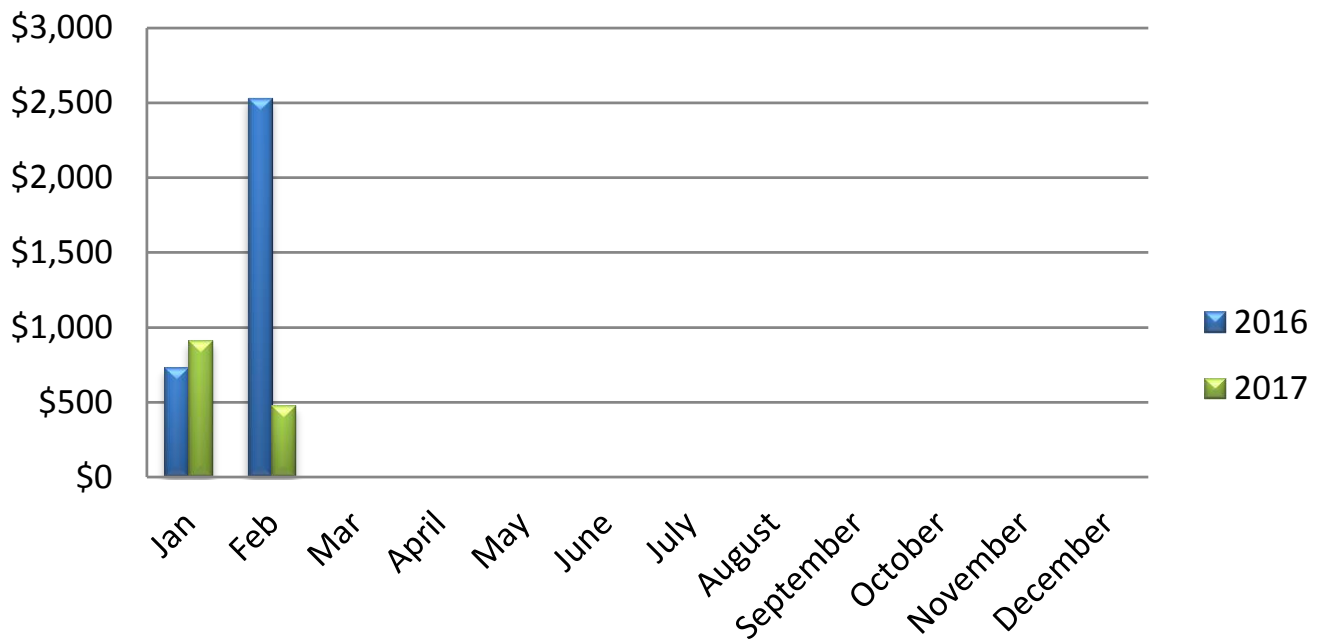
Patrol Overtime



Dispatch Overtime



Detective Overtime







Princeton Police Department

1 Valley Road, Princeton, NJ 08540

Phone: 609-921-2100 Fax: 609-924-8197 Mun. Code: 1110



Gender & Ethnicity Report

MV Stops for 2017

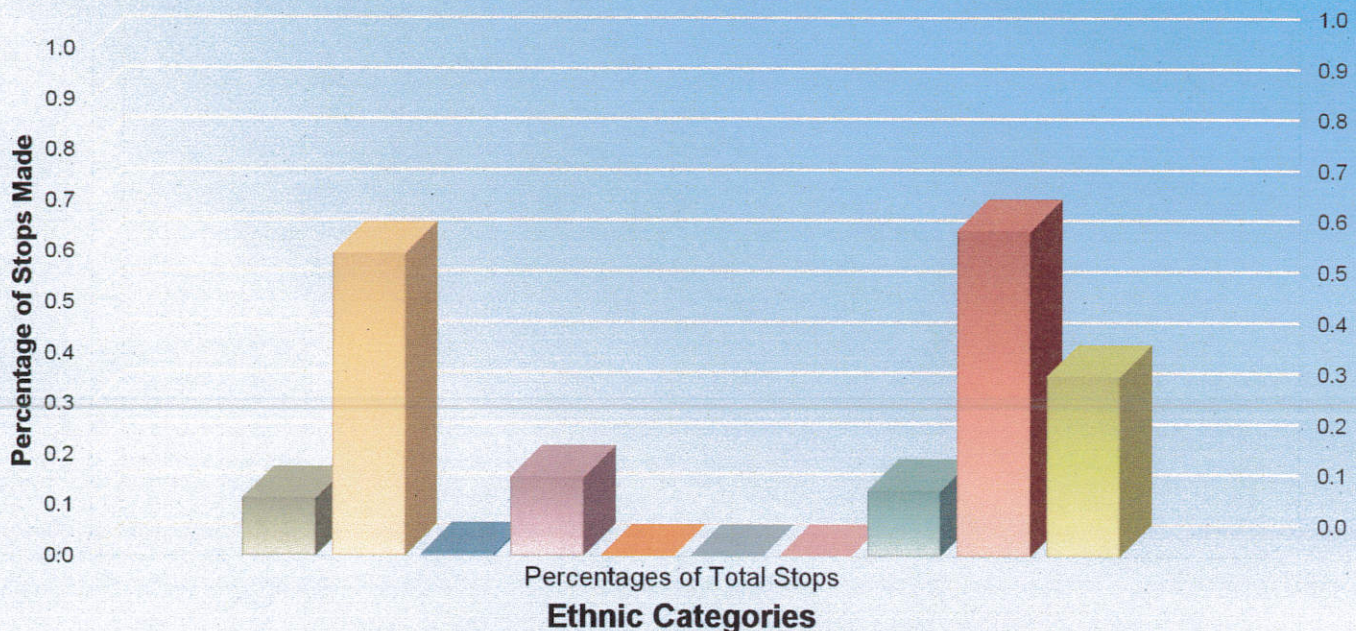
Total MV Stops: 2,361

Gender / Ethnic breakdown shown in percentages of overall number of MV Stops

| Race Code | Total # | Percentage |
|-----------------------------|---------|------------|
| White Hisp. | 268 | 11.35% |
| White Non Hisp. | 1,408 | 59.64% |
| Black Hisp. | 8 | 0.34% |
| Black Non-Hisp. | 369 | 15.63% |
| Native Amer/Eskimo Hisp. | 0 | 0.00% |
| Native Amer/Eskimo Non-Hisp | 0 | 0.00% |
| Asian Hisp. | 1 | 0.04% |
| Asian Non-Hisp. | 307 | 13.00% |
| Male | 1,514 | 64.13% |
| Female | 840 | 35.58% |

Motor Vehicle Stops

White Hispanic White Non-Hisp Black Hisp Black Non-Hisp Asian Hisp Asian Non-Hisp
Amer-Indian, Eskimo, Pacific Islander Hisp Amer-Indian, Eskimo, Pacific Islander non-Hisp Male Female



- ❖ On Tuesday, February 14, 2017, Sgt. Solovay and K-9 Harris attended K-9 training for the New Jersey Detect and Render Safe Task Force in Trenton, NJ. The training was hosted by the Mercer County Sheriff's Department and operated by the New Jersey State Police K-9 Training Unit.
- ❖ On Sunday, February, 26, 2017, Sgt. Solovay and K-9 Harris conducted a proactive explosives sweep at the Nassau Inn. The sweep was requested by the United States Secret Service and was performed due to the visit of the President of Peru, Pedro Pablo Kuczynski.

**2017 MOTOR VEHICLE
ACCIDENT STATISTICS**

VEHICLES INVOLVED

Number: 270

INJURIES INVOLVED

Number: 34

ACCIDENTS WITH INJURIES

Number: 29

PROPERTY DAMAGE ACCIDENTS

Number: 14

DRIVERS INVOLVED

Unknown: 12
Male: 148
Female: 116
Total: 270

DAYLIGHT/DARKNESS

Daylight: 100
Darkness: 49
Unknown: 0
Total: 149

ROAD CONDITIONS

Dry: 102
Wet: 29
Snow: 14
Ice: 3
Other: 1
Total: 149

ACCIDENTS INVOLVING DEER

Investigated by PD: 9
Not Investigated: 0
Total: 9

SUMMONS ISSUED

Number: 144

**ACCIDENTS INVOLVING
PEDESTRIANS**

Injury: 5
Non-Injury: 0
Fatal: 0
Other: 0

**ACCIDENTS INVOLVING
BICYCLISTS**

Injury: 0
Non-Injury: 0
Fatal: 0
Other: 0

NUMBER OF ACCIDENTS BY DAY

| | |
|------------|-----|
| Unknown: | 0 |
| Monday: | 18 |
| Tuesday: | 28 |
| Wednesday: | 23 |
| Thursday: | 16 |
| Friday: | 23 |
| Saturday: | 24 |
| Sunday: | 17 |
| Total: | 149 |

TIMES OF DAY

| | |
|--------------|-----|
| 0001 – 0100: | 0 |
| 0101 – 0200: | 4 |
| 0201 – 0300: | 3 |
| 0301 – 0400: | 1 |
| 0401 – 0500: | 0 |
| 0501 – 0600: | 1 |
| 0601 – 0700: | 1 |
| 0701 – 0800: | 7 |
| 0801 – 0900: | 3 |
| 0901 – 1000: | 11 |
| 1001 – 1100: | 6 |
| 1101 – 1200: | 6 |
| 1201 – 1300: | 9 |
| 1301 – 1400: | 14 |
| 1401 – 1500: | 13 |
| 1501 – 1600: | 15 |
| 1601 – 1700: | 11 |
| 1701 – 1800: | 14 |
| 1801 – 1900: | 8 |
| 1901 – 2000: | 10 |
| 2001 – 2100: | 2 |
| 2101 – 2200: | 4 |
| 2201 – 2300: | 3 |
| 2301 – 2400: | 3 |
| Total: | 149 |

**ACCIDENTS INVOLVING
MOTORCYCLES**

| | |
|-------------|---|
| Injury: | 0 |
| Non-Injury: | 0 |
| Fatal: | 0 |
| Other: | 0 |

**ACCIDENTS WITH INJURIES
OR \$500 DAMAGE**

Number: 133

**PRIVATE PROPERTY
LOCATIONS**

Number: 25

WEATHER CONDITIONS

| | |
|--------|-----|
| Other: | 4 |
| Snow: | 12 |
| Rain: | 21 |
| Clear: | 112 |
| Total: | 149 |

FATAL ACCIDENTS

Number: 0

USE OF FORCE 2017

| | <u>Jan</u> | <u>Feb</u> | <u>Mar</u> | <u>Apr</u> | <u>May</u> | <u>Jun</u> | <u>Jul</u> | <u>Aug</u> | <u>Sep</u> | <u>Oct</u> | <u>Nov</u> | <u>Dec</u> | <u>Total</u> |
|--|------------|------------|------------|------------|------------|------------|------------|------------|------------|------------|------------|------------|--------------|
| <u>Total Number of Use of Force Incidents</u> | 0 | 1 | | | | | | | | | | | |
| <u>Persons against whom force was used</u> | 0 | 1 | | | | | | | | | | | |
| <u>Involving Officer use of Physical Force</u> | 0 | 1 | | | | | | | | | | | |
| <u>Involving Officer use of Mechanical Force</u> | 0 | 0 | | | | | | | | | | | |
| <u>Involving Officer use of Deadly Force</u> | 0 | 0 | | | | | | | | | | | |

| | |
|-----------|---------|
| January | - |
| February | 17-4818 |
| March | |
| April | |
| May | |
| June | |
| July | |
| August | |
| September | |
| October | |
| November | |
| December | |

MERCER COUNTY PROSECUTOR'S OFFICE
PROFESSIONAL STANDARDS SUMMARY REPORT FORM

Agency: _____

Reporting Period: _____

TABLE #1: COMPLAINTS FILED

| | Anonymous Complaints | Citizen Complaints | Agency Complaints | Total Complaints |
|---------------------------------|---------------------------------|-------------------------------|------------------------------|-----------------------------|
| Excessive Force | | | | |
| Improper Arrest | | | | |
| Improper Entry | | | | |
| Improper Search | | | | |
| Other Criminal Violation | | | | |
| Differential Treatment | | | | |
| Demeanor | | | | |
| Domestic Violence | | | | |
| Other Rule Violation | | | | |
| Total | | | | |

MERCER COUNTY PROSECUTOR'S OFFICE
PROFESSIONAL STANDARDS SUMMARY REPORT FORM

Agency: _____

Reporting Period: _____

TABLE #2: AGENCY DISPOSITIONS

| | Sustained | Exonerated | Not Sustained | Unfounded | Administratively Closed | Total Dispositions |
|---------------------------------|------------------|-------------------|----------------------|------------------|--------------------------------|---------------------------|
| Excessive Force | | | | | | |
| Improper Arrest | | | | | | |
| Improper Entry | | | | | | |
| Improper Search | | | | | | |
| Other Criminal Violation | | | | | | |
| Differential Treatment | | | | | | |
| Demeanor | | | | | | |
| Domestic Violence | | | | | | |
| Other Rule Violation | | | | | | |
| Total | | | | | | |