

PRINCETON POLICE
DEPARTMENT
CHIEF'S MONTHLY REPORT



August
2017

TABLE OF CONTENTS

SAFE NEIGHBORHOOD BUREAU	1
JUVENILE BUREAU	2
ARRESTS	4
UCR TOTAL	6
POLICE SERVICE CALLS	8
OFFENSES	10
NON-CRIMINAL	12
SUMMONSES	15
PARKING VIOLATIONS	17
ORDINANCE VIOLATIONS	19
OVERTIME	21
OFFICER AVAILABILITY	24
GENDER/ETHNICITY REPORT	25
MOTOR VEHICLE ACCIDENT STATISTICS	26
USE OF FORCE	28

Safe Neighborhood Bureau Monthly Report

August 2017

- ❖ **August 1** – Community Night Out.
- ❖ **August 2** – SNB Launched Community Policing Survey
- ❖ **August 8** – Human services meeting.
- ❖ **August 9** – SNB Covered manpower Shortage.
- ❖ **August 10** – Meeting with Princeton Public Library Community Outreach Office.
- ❖ **August 11** – John Baley Basketball Clinic
- ❖ **August 14 – 18** - PPD Youth Academy
- ❖ **August 19** – SNB participated in the Billie Ellis Memorial
- ❖ **August 20**– SNB participated in the Rec Dept. Splash and Dash and conducted Community policing outreach at St. Paul’s Church for the Spanish Language PPD community Policing Survey
- ❖ **August 23** – SNB participated in Jackson Witherspoon Community BBQ & Picnic at CP South.
- ❖ **August 24** – SNB conducted Community policing outreach at 1 Monument Dr. for the Spanish Language PPD community Policing Survey.
- ❖ **August 31** – SNB attended meeting with PHS Admin Staff regarding upcoming presentations.

Other Issues of note.

- ❖ SNB conducted 3 child safety seat inspections
- ❖ SNB performed 43 vacant house checks.
- ❖ The SNB continues to steadily increase the social media footprint of the PPD.



Princeton Police Department

1 Valley Road, Princeton, NJ 08540

Phone: (609)921-2100 / Fax: (609)924-8197

Juvenile Report August 2017

Juvenile Petitioned to Family Court

A sixteen year old boy was charged with Harassment after he threw a water bottle at a thirteen year old boy at the Princeton Community Pool.

A fourteen-year-old boy was charged with Disorderly Conduct and Harassment after threatening a fourteen-year-old boy at the YWCA.

A fourteen-year-old boy was charged with Disorderly Conduct and Defiant Trespass after he refused to leave the Community Night Out event at Princeton Community Pool and acted in a disorderly manner.

A fourteen-year-old boy was charged with Possession of a Controlled Dangerous Substance after he was found in possession of marijuana in a motor vehicle.

A fourteen-year-old boy was charged with Disorderly Conduct after cursing in public at the public library and not complying with police commands.

Station House Adjustment

An eleven year old boy was afforded a Station House Adjustment for Harassment after harassing a ten year old boy.

A twelve year old boy was afforded a Station House Adjustment for Unlawful Possession of a Weapon and Harassment after he threatened and harassed a ten year old boy and was found with a knife.

Curb Side Warnings

An eleven-year-old boy was given a Curbside Warning for harassing a ten-year-old boy by calling him names.

Juvenile Incidents

Patrol responded for a welfare check and discovered an alcohol party being hosted by the seventeen-year-old resident without his parent's knowledge. Several juveniles fled the scene and the remaining juveniles were turned over to the custody of their parents.

A thirteen year old girl was grabbed by her buttocks from behind and pushed to the ground by an unknown male. The investigations is ongoing.

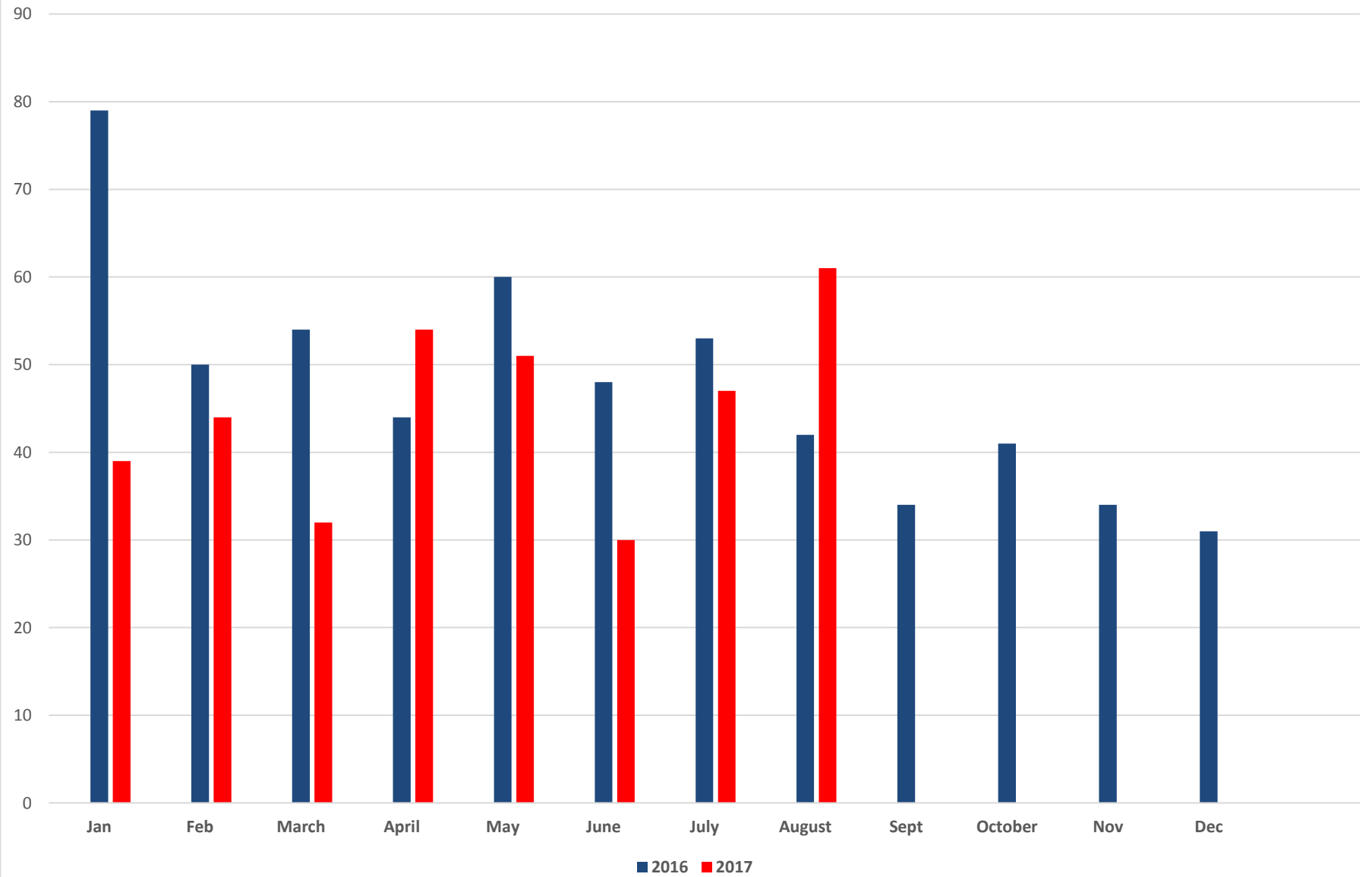
Juvenile Family Crisis

A sixteen year old juvenile was reported missing after not returning home when she was supposed to. Patrol made contact with the juvenile, returned her home and expressed the importance of listening to her mother.

DCP&P Referrals

A referral was made for a one year old girl who was found on Witherspoon Street unattended. The child had wandered out of the house while her father was asleep.

ARRESTS AUGUST 2017

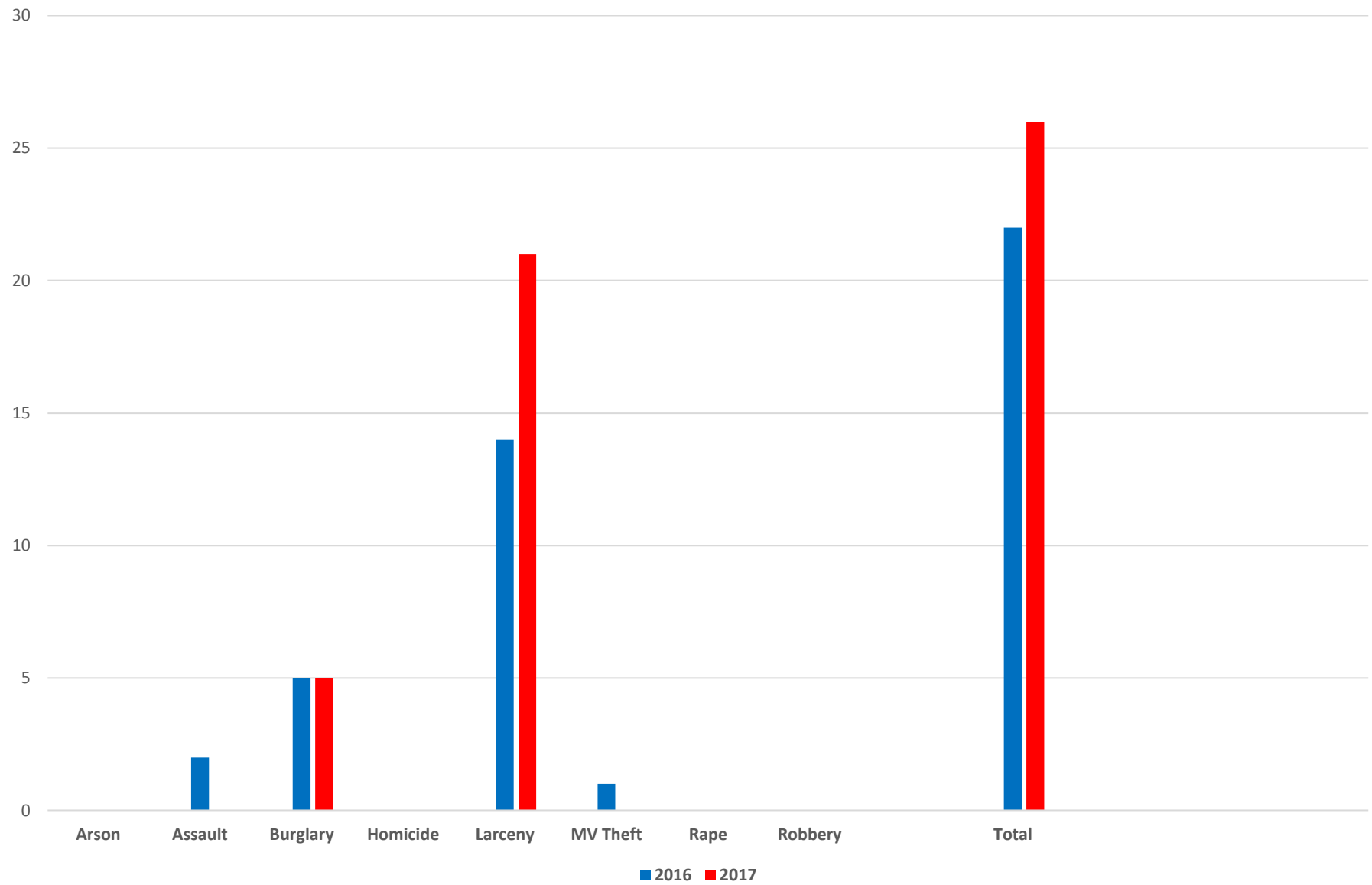


TOTAL ARRESTS

2017	Jan	Feb	March	April	May	June	July	Aug	Sept	Oct	Nov	Dec	YTD 2017
Arrests	39	44	32	54	51	30	47	61					358

2016	Jan	Feb	March	April	May	June	July	Aug	Sept	Oct	Nov	Dec	YTD 2016
Arrests	79	50	54	44	60	48	53	42	34	41	34	31	570

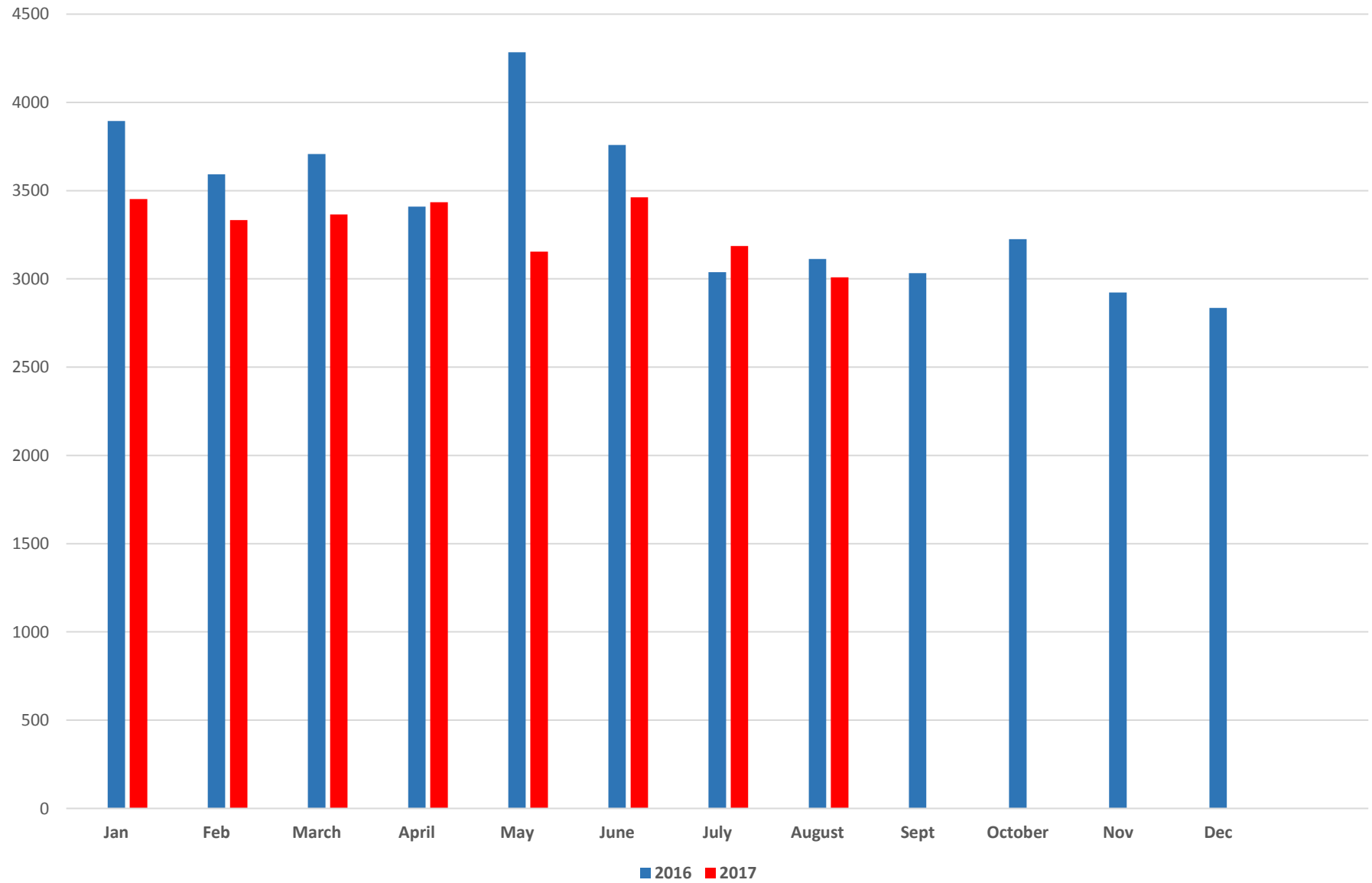
UCR AUGUST 2017



AUGUST UCR

UCR TYPE	AUGUST 2016	AUGUST 2017	YTD 2017
Arson	0	0	3
Assault	2	0	23
Burglary	5	5	28
Homicide	0	0	0
Larceny	14	21	126
Motor Vehicle Theft	1	0	5
Rape	0	0	0
Robbery	0	0	0
TOTAL	22	26	185

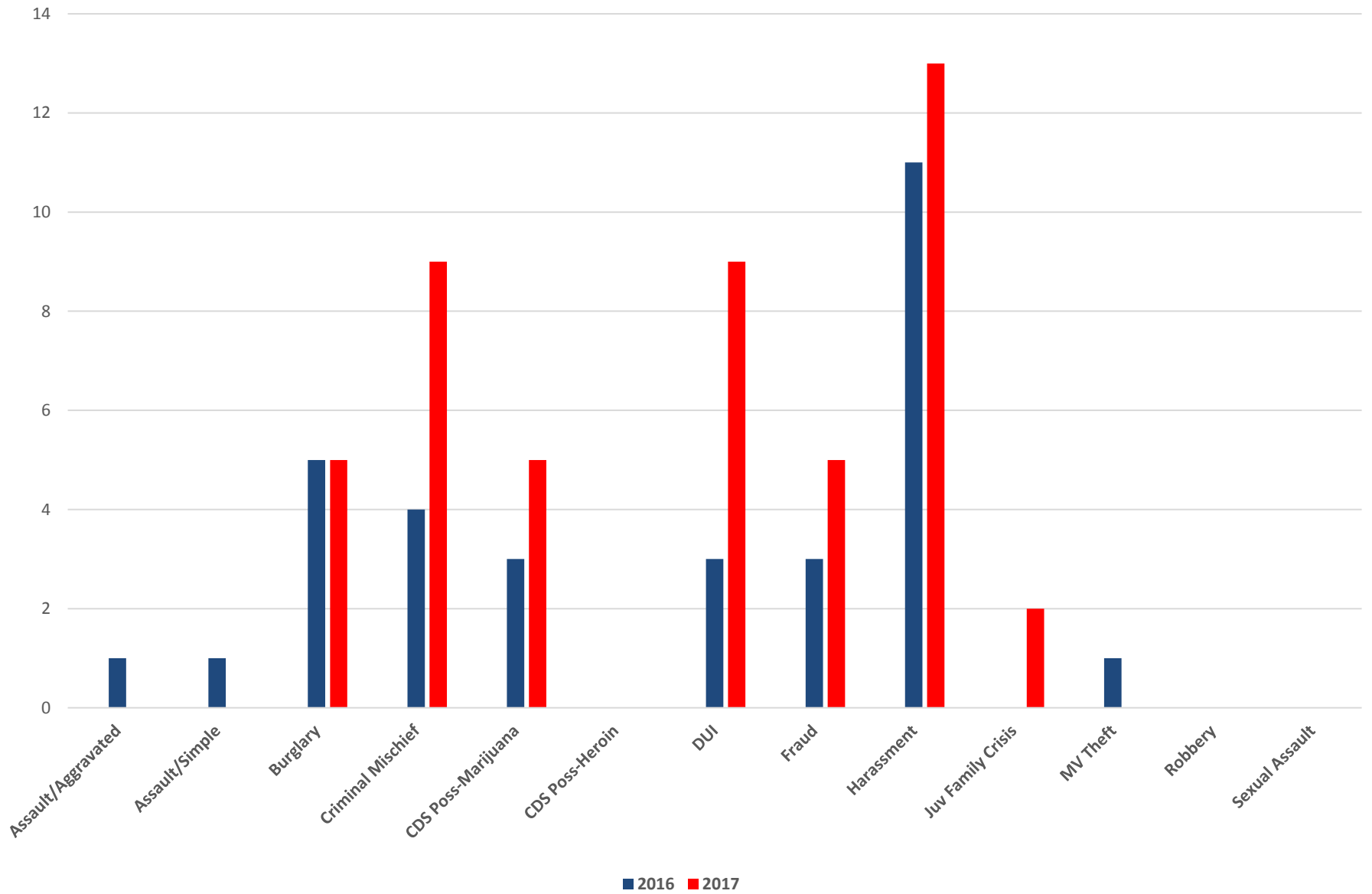
SERVICE CALLS AUGUST 2017



SERVICE CALLS

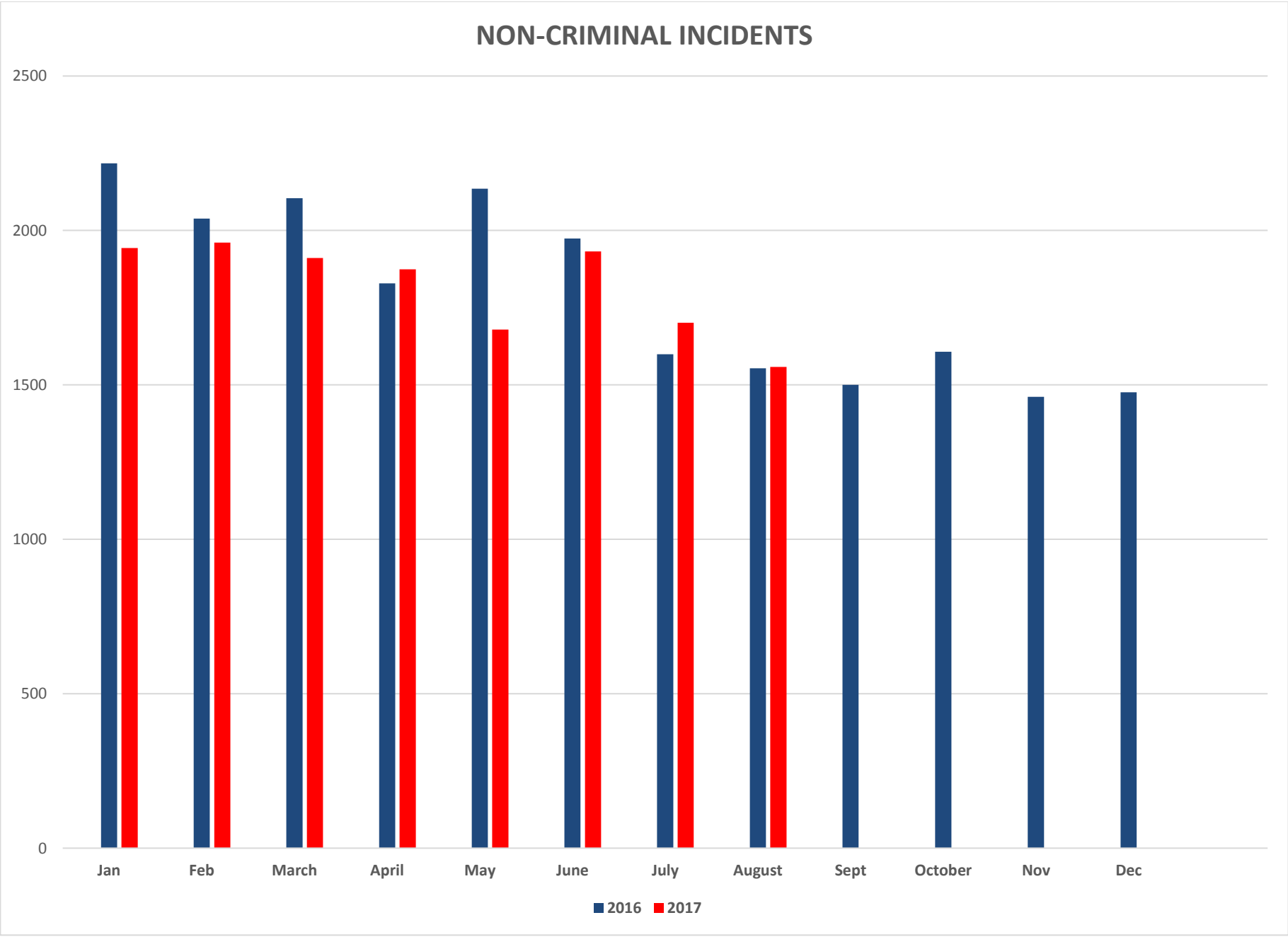
Service Calls	Jan	Feb	March	April	May	June	July	Aug	Sept	Oct	Nov	Dec	YTD
2017	3,453	3,333	3,365	3,434	3,154	3,462	3,187	3,009					26,397
2016	3,894	3,593	3,708	3,410	4,284	3,759	3,038	3,113	3,032	3,225	2,923	2,835	40,814

OFFENSES AUGUST 2017



AUGUST OFFENSES

OFFENSE TYPE	AUGUST 2016	AUGUST 2017	YTD 2017
Assault/Aggravated	1	0	2
Assault/Simple	1	0	19
Burglary	5	5	31
Criminal Mischief	4	9	48
CDS Possession – Marijuana	3	5	64
CDS Possession – Heroin	0	0	3
DUI	3	9	55
Fraud	3	5	35
Harassment	11	13	68
Juvenile Family Crisis	0	2	11
Motor Vehicle Theft	1	0	5
Robbery	0	0	0
Sexual Assault	0	0	0
Shoplifting	1	2	8
Soliciting W/Out Permit	12	3	9
Theft	14	21	122
Theft by Deception	0	1	11
Threat/Improper Influence	2	0	2
Warrant Arrest	6	7	56
TOTAL	67	82	549



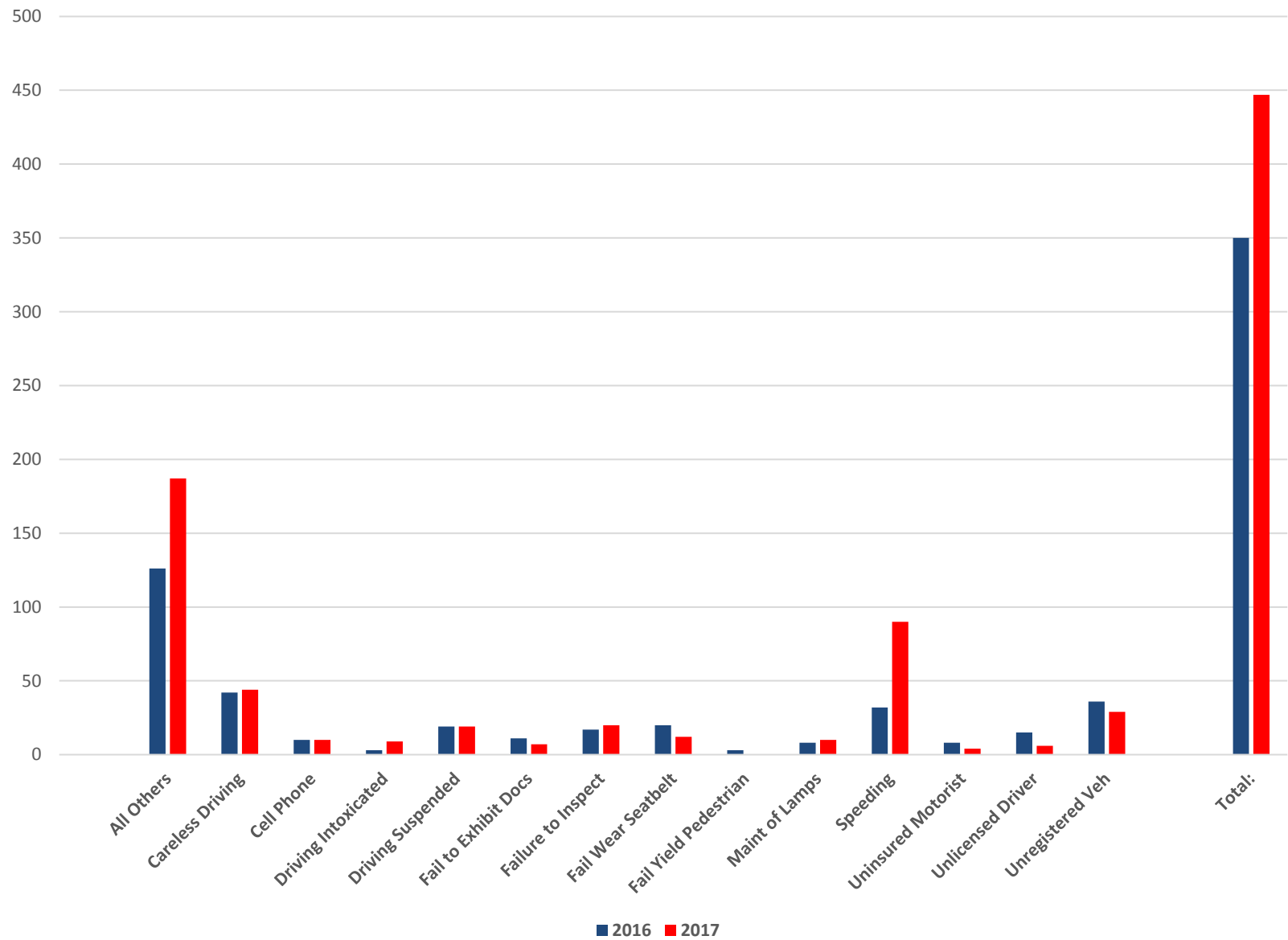
AUGUST NON-CRIMINAL INCIDENTS

NON-CRIMINAL INCIDENTS	AUGUST 2016	AUGUST 2017	YTD 2017
Alarms Auto	3	1	13
Alarms Burglary	0	0	2
Alarms Commercial Burglary	40	30	272
Alarms Commercial Fire	31	35	175
Alarms Fire	1	1	4
Alarms Maintenance	0	0	0
Alarms Medical	7	4	45
Alarms Other	4	6	33
Alarms Panic	11	8	57
Alarms Residential Burglary	90	76	566
Alarms Residential Fire	29	21	112
Animal Complaints	71	42	289
Building Check	3	8	33
Business Disputes	3	2	20
Disabled Vehicle	30	25	215
Emotionally Disturbed Person	8	6	47
Escorts Traffic	0	0	1
Fingerprints	5	6	58
Fire (Other) Odor of Smoke	3	5	38
Fire Commercial	0	0	3
Fire Dwelling	0	0	9
Fire False	0	0	0
Fire Vehicle	2	2	3
Firearms Background	5	7	46
Foot Patrol	79	55	397
Found Bicycles	2	2	15
Found Property	14	14	131
Gas Leaks/Explosion	3	11	43
Intoxicated Person	4	3	20
Landlord/Tenant	1	2	5
Littering	0	0	2
Lockout/MV	14	13	93
Lockout/Residence	4	0	18
Lost Property	9	6	50
Medical Call	129	146	1,386
Missing Person	5	3	25
Motor Vehicle Complaint	15	16	108
Motor Vehicle Incident	6	4	43

AUGUST NON-CRIMINAL INCIDENTS

NON-CRIMINAL INCIDENTS	AUGUST 2016	AUGUST 2017	YTD 2017
Motor Vehicle Stop	548	654	6,585
MVA	0	0	0
MVA Involving Injury	11	4	52
MVA No Injury	70	73	600
MVA No Report	0	8	33
MVA With Bicycle	0	2	11
MVA With Deer	1	2	18
MVA With Pedestrian	0	1	11
Noise Complaint	17	17	124
Notifications	16	7	76
Parking Complaints	31	40	349
Prisoner Transport	0	4	16
School Crossing	0	0	658
School Detail	0	2	228
Service of Subpoena	0	0	2
Suspicious Incidents	35	42	295
Suspicious Package	0	0	0
Suspicious Person	22	20	127
Suspicious Vehicle	34	22	223
Traffic Hazard	8	7	93
Tree Down	10	11	104
Unattended Death	0	0	2
Unwanted Person	6	1	24
Urinating in Public	0	6	7
Vacant House Check	85	44	296
Welfare Check	23	25	184
Wire/Pole Down	6	6	64
Non-Criminal – TOTAL	1,554	1,558	14,559

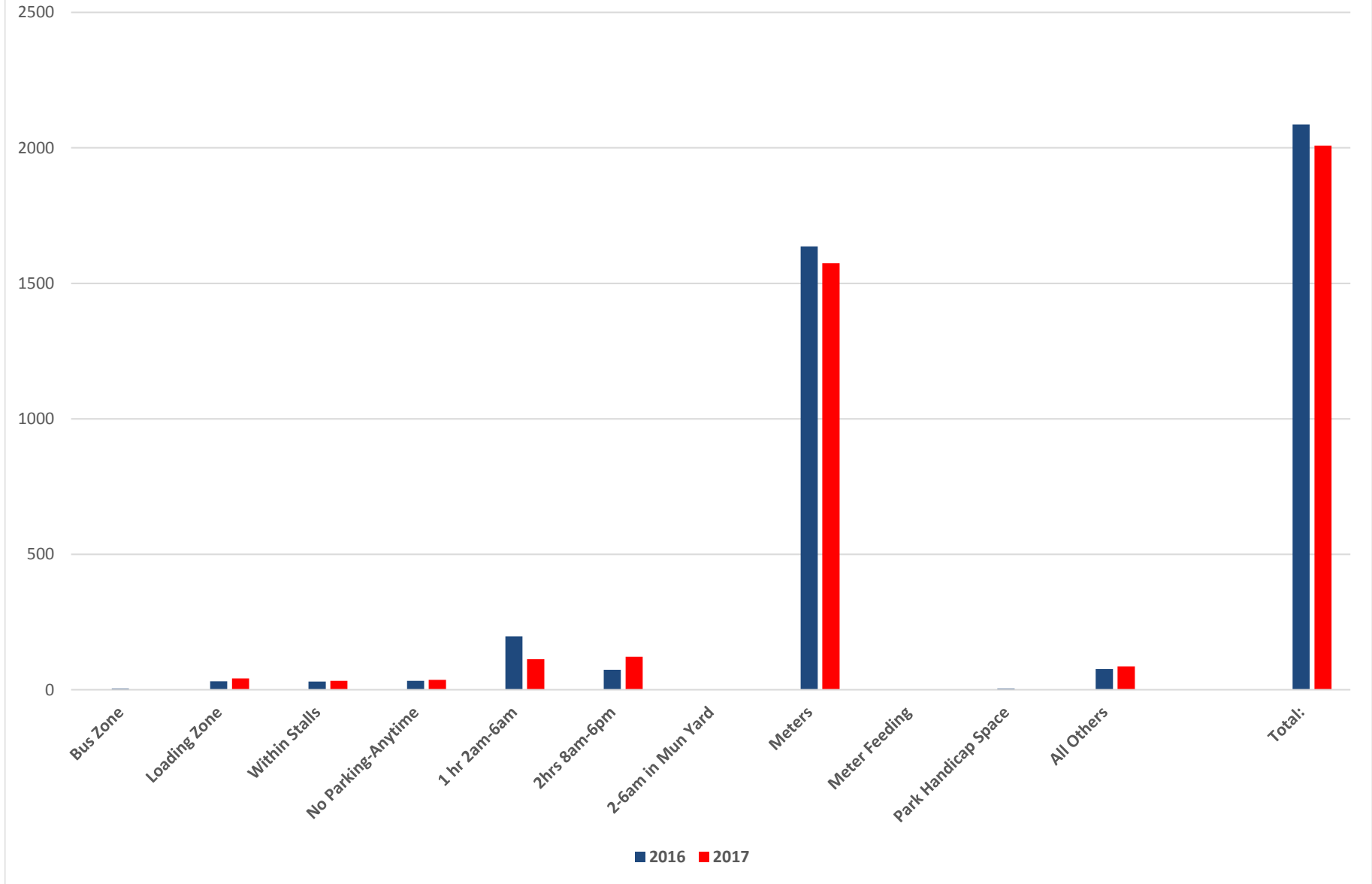
SUMMONSES AUGUST 2017



AUGUST SUMMONSES

SUMMONS TYPE	AUGUST 2016	AUGUST 2017	YTD 2017
All Other	126	187	1,453
Careless Driving	42	44	323
Cell Phone	10	10	174
Driving While Intoxicated	3	9	48
Driving While Suspended	19	19	232
Failure to Exhibit Documents	11	7	95
Failure to Inspect	17	20	230
Failure to Wear Seatbelt	20	12	101
Failure to Yield to Pedestrian in Crosswalk	3	0	67
Maintenance of Lamps	8	10	98
Speeding	32	90	844
Uninsured Motorist	8	4	45
Unlicensed Driver	15	6	99
Unregistered Vehicle	36	29	378
Total Summonses	350	447	4,187

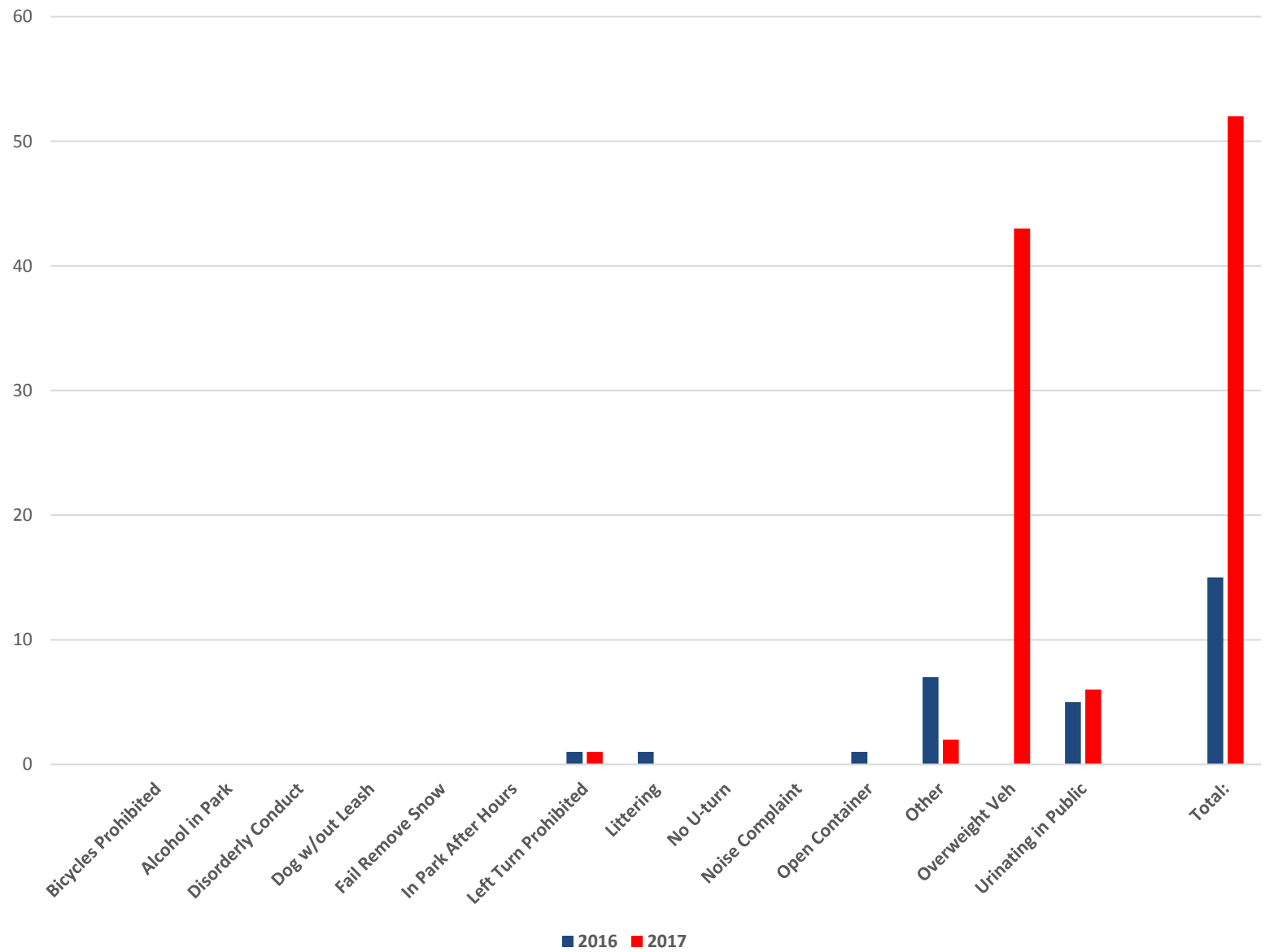
**PARKING VIOLATIONS
AUGUST 2017**



AUGUST PARKING VIOLATIONS

PARKING ORDINANCE	AUGUST 2016	AUGUST 2017	YTD 2017
Bus Zone	4	1	8
Loading Zone	31	42	287
Parking Within Designated Parking Stalls	30	33	225
No Parking Zones/Anytime	33	36	301
Park Between 2AM & 6AM 1hr Limit	197	113	1,316
Parking Limit 2 hrs Between 8AM & 6PM	74	122	879
Park Between 2AM & 6AM in Municipal Yard	1	0	7
Meters	1,636	1,574	14,059
Meter Feeding	0	0	8
Parking in Handicap Space	4	1	7
All Others	76	86	727
Total - Parking Violations	2,086	2,008	17,824

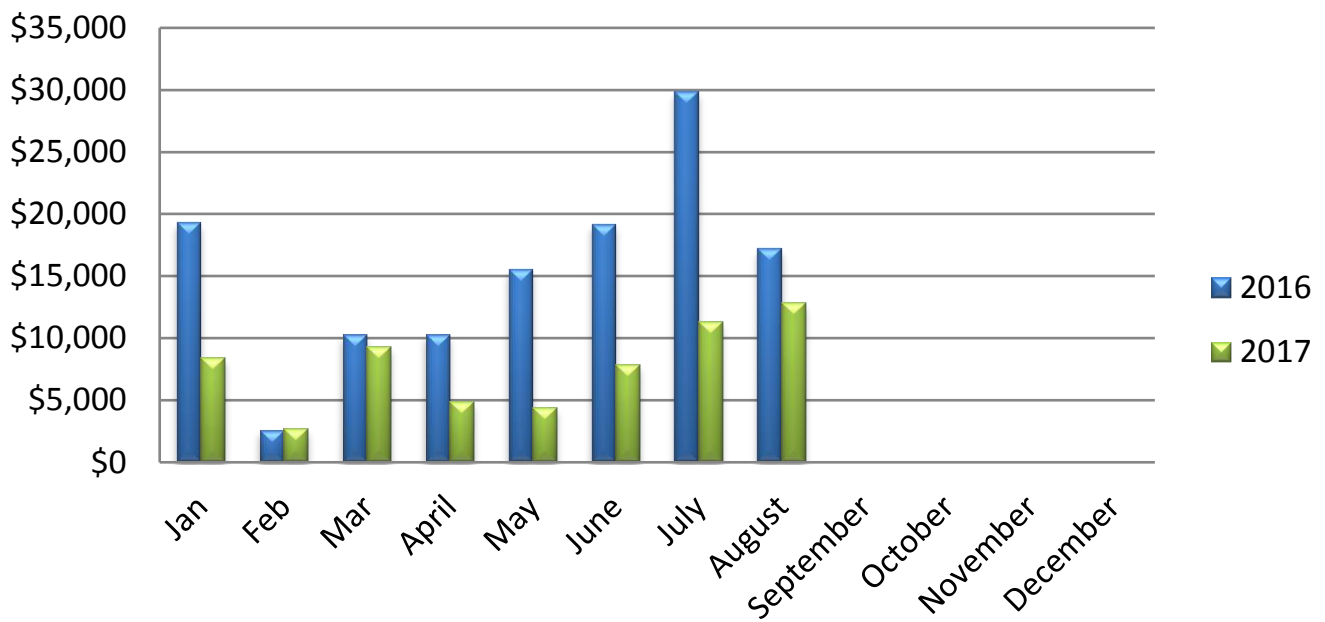
ORDINANCE VIOLATIONS AUGUST 2017



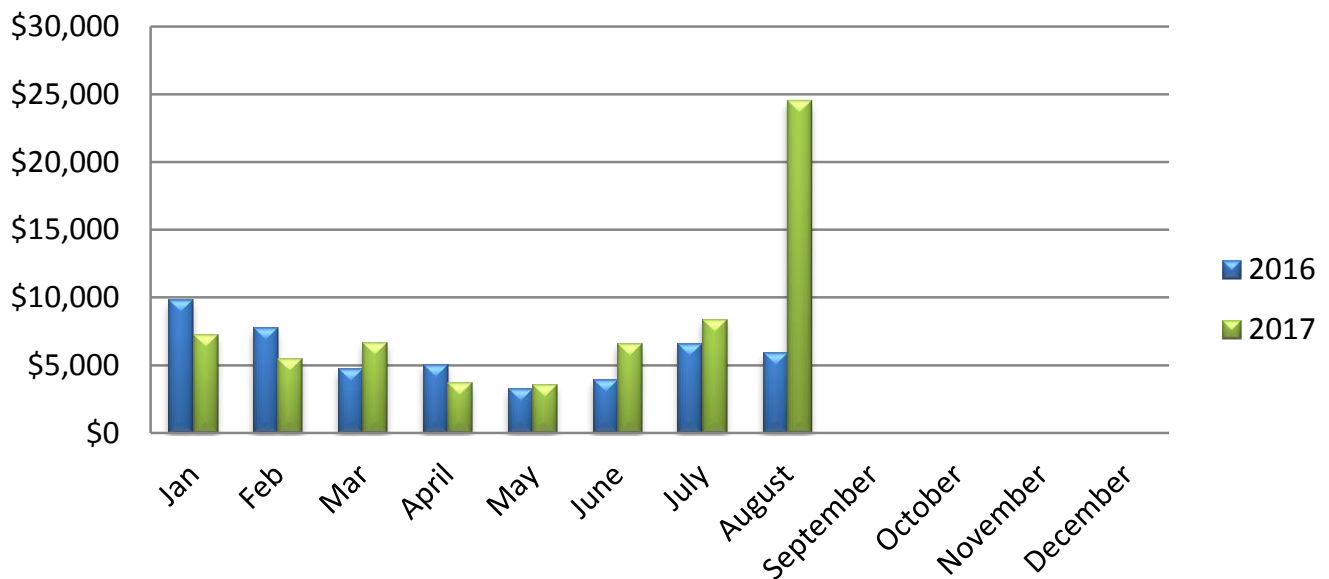
AUGUST ORDINANCE VIOLATIONS

ORDINANCE VIOLATION	AUGUST 2016	AUGUST 2017	YTD 2017
Bicycles/Skateboards Prohibited	0	0	2
Consumption Alcohol in Park	0	0	0
Disorderly Conduct	0	0	2
Dog Without a Leash	0	0	0
Failure to Remove Snow	0	0	1
In Park After Hours	0	0	4
Left Turn Prohibited	1	1	5
Littering	1	0	8
No U-Turn	0	0	1
Noise Complaint	0	0	1
Open Container	1	0	8
Other	7	2	7
Overweight Vehicle	0	43	171
Urinating in Public	5	6	15
Total - Ordinance Violations	15	52	225

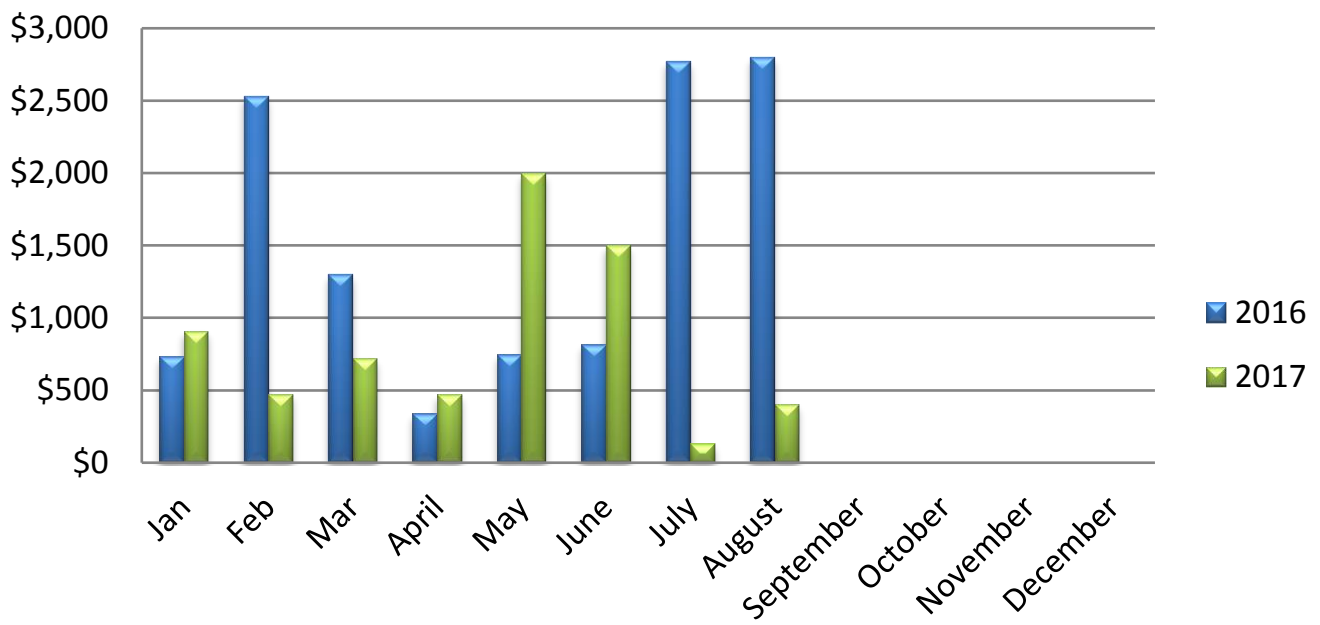
Patrol Overtime



Dispatch Overtime

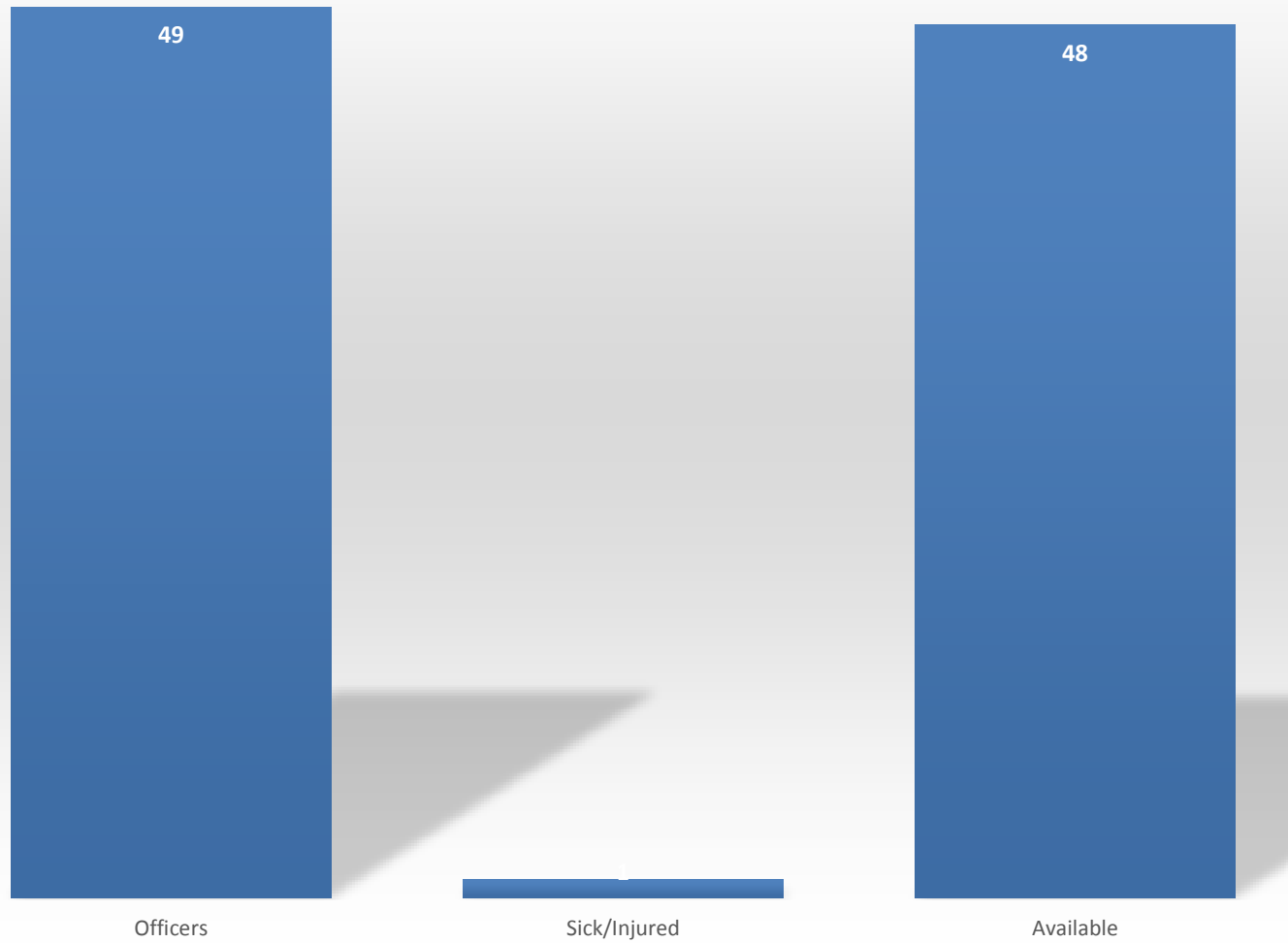


Detective Overtime



OFFICER AVAILABILITY August 2017

■ OFFICER AVAILABILITY





Princeton Police Department

1 Valley Road, Princeton, NJ 08540

Phone: 609-921-2100 Fax: 609-924-8197 Mun. Code: 1110



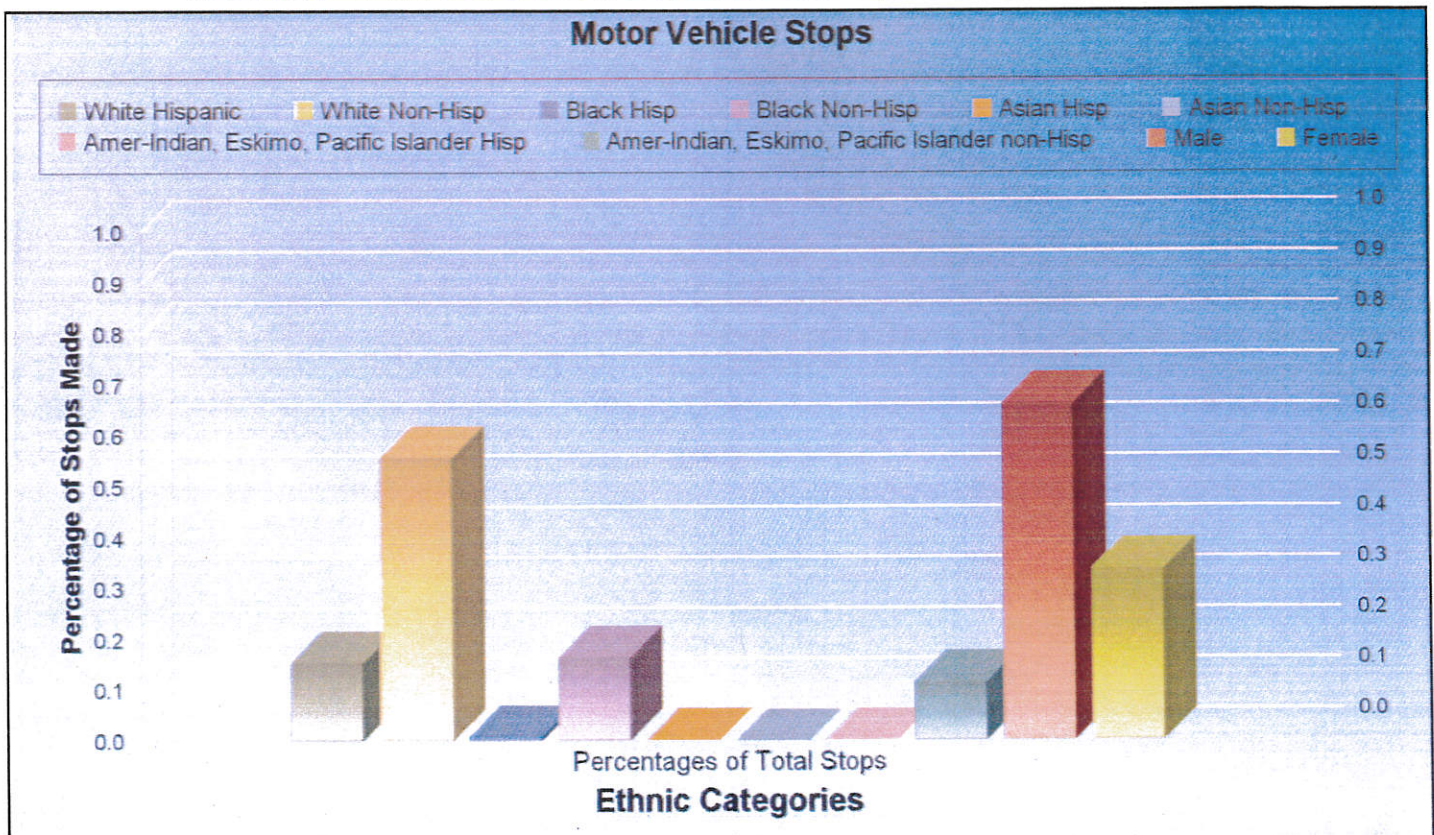
Gender & Ethnicity Report

MV Stops for August 2017

Total MV Stops: 654

Gender / Ethnic breakdown shown in percentages of overall number of MV Stops

Race Code	Total #	Percentage
White Hisp.	101	15.44%
White Non Hisp.	365	55.81%
Black Hisp.	5	0.76%
Black Non-Hisp.	107	16.36%
Native Amer/Eskimo Hisp.	1	0.15%
Native Amer/Eskimo Non-Hisp	0	0.00%
Asian Hisp.	0	0.00%
Asian Non-Hisp.	75	11.47%
Male	433	66.21%
Female	221	33.79%



**2017 MOTOR VEHICLE
ACCIDENT STATISTICS**

VEHICLES INVOLVED

Number: 1,165

INJURIES INVOLVED

Number: 125

ACCIDENTS WITH INJURIES

Number: 101

PROPERTY DAMAGE ACCIDENTS

Number: 52

DRIVERS INVOLVED

Unknown: 64
Male: 612
Female: 489
Total: 1,165

DAYLIGHT/DARKNESS

Daylight: 503
Darkness: 110
Unknown: 0
Total: 613

ROAD CONDITIONS

Dry: 491
Wet: 101
Snow: 15
Ice: 5
Other: 1
Total: 613

ACCIDENTS INVOLVING DEER

Investigated by PD: 16
Not Investigated: 0
Total: 16

SUMMONS ISSUED

Number: 624

**ACCIDENTS INVOLVING
PEDESTRIANS**

Injury: 9
Non-Injury: 0
Fatal: 0
Other: 0

**ACCIDENTS INVOLVING
BICYCLISTS**

Injury: 7
Non-Injury: 3
Fatal: 0
Other: 0

NUMBER OF ACCIDENTS BY DAY

Unknown:	0
Monday:	84
Tuesday:	94
Wednesday:	117
Thursday:	106
Friday:	92
Saturday:	67
Sunday:	53
Total:	613

TIMES OF DAY

0001 – 0100:	1
0101 – 0200:	8
0201 – 0300:	5
0301 – 0400:	1
0401 – 0500:	2
0501 – 0600:	2
0601 – 0700:	5
0701 – 0800:	25
0801 – 0900:	35
0901 – 1000:	35
1001 – 1100:	32
1101 – 1200:	30
1201 – 1300:	41
1301 – 1400:	57
1401 – 1500:	40
1501 – 1600:	56
1601 – 1700:	56
1701 – 1800:	57
1801 – 1900:	39
1901 – 2000:	34
2001 – 2100:	12
2101 – 2200:	15
2201 – 2300:	9
2301 – 2400:	16
Total:	613

**ACCIDENTS INVOLVING
MOTORCYCLES**

Injury:	0
Non-Injury:	2
Fatal:	0
Other:	0

**ACCIDENTS WITH INJURIES
OR \$500 DAMAGE**

Number:	570
---------	-----

**PRIVATE PROPERTY
LOCATIONS**

Number:	108
---------	-----

WEATHER CONDITIONS

Other:	12
Snow:	14
Rain:	72
Clear:	515
Total:	613

FATAL ACCIDENTS

Number:	0
---------	---

USE OF FORCE 2017

	<u>Jan</u>	<u>Feb</u>	<u>Mar</u>	<u>Apr</u>	<u>May</u>	<u>Jun</u>	<u>Jul</u>	<u>Aug</u>	<u>Sep</u>	<u>Oct</u>	<u>Nov</u>	<u>Dec</u>	<u>Total</u>
<u>Total Number of Use of Force Incidents</u>	0	1	0	1	6	1	2	1					
<u>Persons against whom force was used</u>	0	1	0	1	6	1	2	1					
<u>Involving Officer use of Physical Force</u>	0	1	0	1	11	1	4	2					
<u>Involving Officer use of Mechanical Force</u>	0	0	0	0	0	0	0	0					
<u>Involving Officer use of Deadly Force</u>	0	0	0	0	0	0	0	0					

<u>January</u>	-
<u>February</u>	17-4818
<u>March</u>	-
<u>April</u>	17-13074
<u>May</u>	17-14895 /17-15314/17-15657 /17-15869 /17-16114 /17-16168
<u>June</u>	17-17795 / 17-21780
<u>July</u>	17-25121
<u>August</u>	17-25120
<u>September</u>	
<u>October</u>	
<u>November</u>	
<u>December</u>	