

PRINCETON POLICE  
DEPARTMENT  
CHIEF'S MONTHLY REPORT



APRIL  
2017



## TABLE OF CONTENTS

SAFE NEIGHBORHOOD BUREAU	1
JUVENILE BUREAU	3
ARRESTS	4
UCR TOTAL	6
POLICE SERVICE CALLS	8
OFFENSES	10
NON-CRIMINAL	12
SUMMONSES	15
PARKING VIOLATIONS	17
ORDINANCE VIOLATIONS	19
OVERTIME	21
OFFICER AVAILABILITY	24
GENDER/ETHNICITY REPORT	25
K-9 ACTIVITY REPORT	26
MOTOR VEHICLE ACCIDENT STATISTICS	27
USE OF FORCE	29



## **Safe Neighborhood Bureau Monthly Report**

### **April 2017**

- **April 4** – SNB conducted 2 Taxi inspections and attended an immigration meeting sponsored by the ACLU
- **April 5** – SNB conducted 3 Taxi Inspections
- **April 8** – SNB presented on social media benefits and pitfalls during the #LEADLIKEAGIRL conference at Stuart Country Day School
- **April 10** – SNB Ptl. Pinelli attended Child Safety/Seat Installation course April 10-14
- **April 11** – SNB conducted two Taxi Inspections
- **April 14** – SNB Conducted Station tour for Girl Scouts
- **April 18** – SNB Conducted 2 Cyberbullying presentations at JW School.
- **April 19** – SNB Conducted 2 Cyberbullying presentations at JW School.
- **April 20** – SNB Conducted 2 Cyberbullying presentations at JW School.
- **April 21** – SNB Conducted 2 Cyberbullying presentations at JW School. SNB Attended Mercer County Police Academy Graduation
- **April 24** - SNB Conducted 2 Cyberbullying presentations at JW School. SNB Conducted a tour with Italian exchange students
- **April 25** - Ptl. Narvaez attended Counterterrorism Awareness Training
- **April 26** – SNB hosted 45 Johnson Park Elementary School Kindergarteners for a Tour and static display of equipment. SNB attended Wheels Rodeo Meeting
- **April 27** – SNB conducted Take your kid to work day activities, attended PADA meeting and Met with the Autism 3-5 class at Riverside School
- **April 28** - SNB conducted a security risk assessment of the new Synagogue under construction at 645 State Rd.



### **Other Issues of note.**

- During the month of April, SNB circulated composite sketches and video surveillance photos of a predatory suspect and canvassed the CBD and surrounding locations regarding two incidents involving crimes of sexual contact
- SNB made a joint drug and alcohol presentation with Princeton Corner House Staff to the parents of PDS students.
- SNB Covered 18 School Crossings, 6 foot patrols, 4 community policing initiatives.
- During the month of April, SNB performed 9 vacant house checks.
- SNB covered manpower shortages for patrol on 4 occasions.
- The SNB has added a PPD Instagram account & continues to steadily increase the social media footprint of the PPD.





## **Princeton Police Department**

**1 Valley Road, Princeton, NJ 08540**

**Phone: (609)921-2100 / Fax: (609)924-8197**

### **Juvenile Report April 2017**

#### **Juveniles Referred to Family Court**

A 14 year old boy was charged with Harassment after he called an 11 year old boy names, threw his basketball into the Community Park Pool which was closed to the public and threatened to beat him up.

#### **Station House Adjustment**

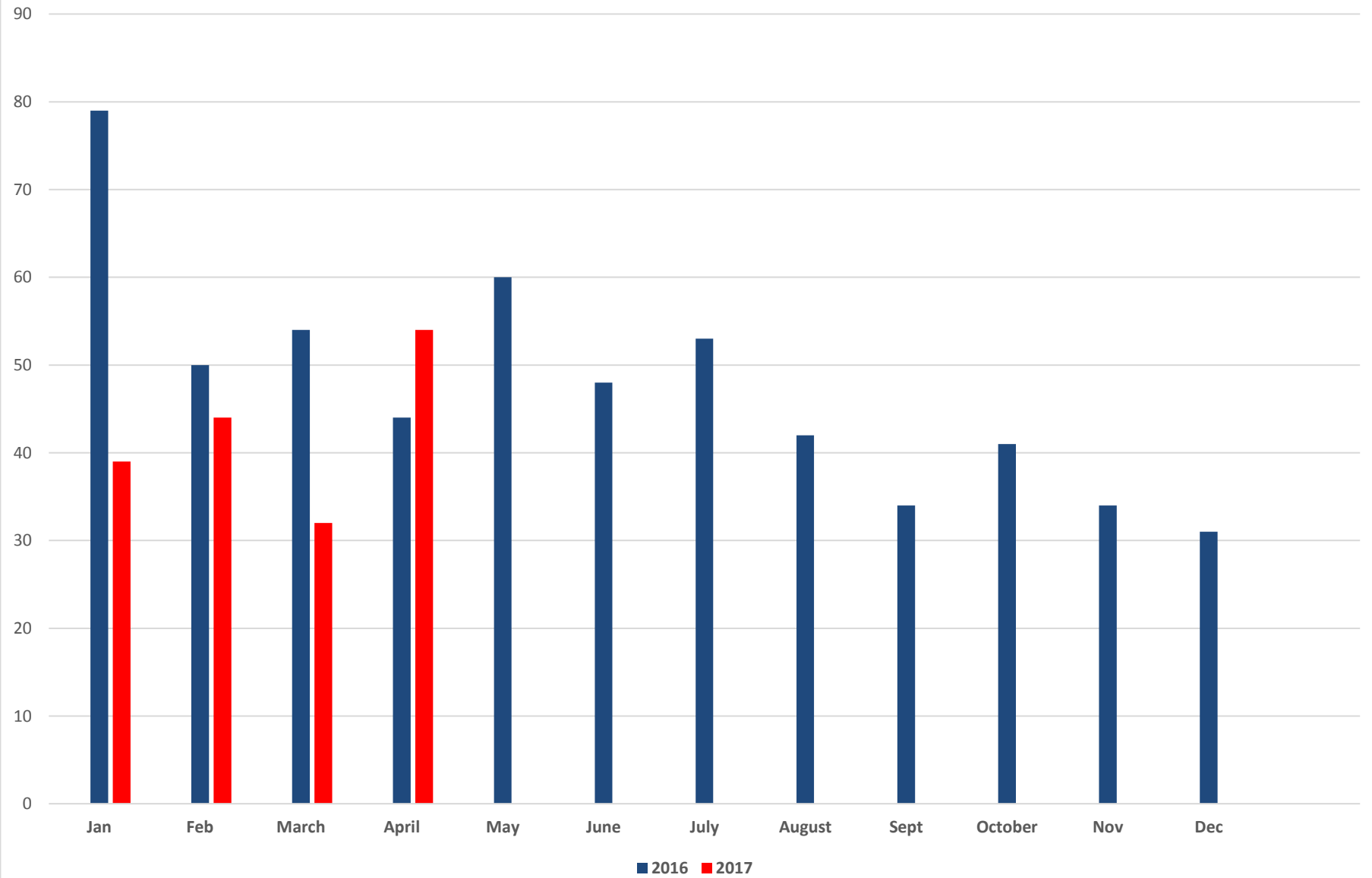
A 12 year old boy was afforded a Station House Adjustment after he shoplifted a \$20.00 Fidget Cube from Jazam's Toy Store. The boy returned the item to the store upon being caught.

#### **Family Crisis/Mental Health Crisis**

A seventeen year old girl was transported to the hospital for a psychiatric evaluation after her mother reported she threatened to jump out of their car.



## ARRESTS APRIL 2017





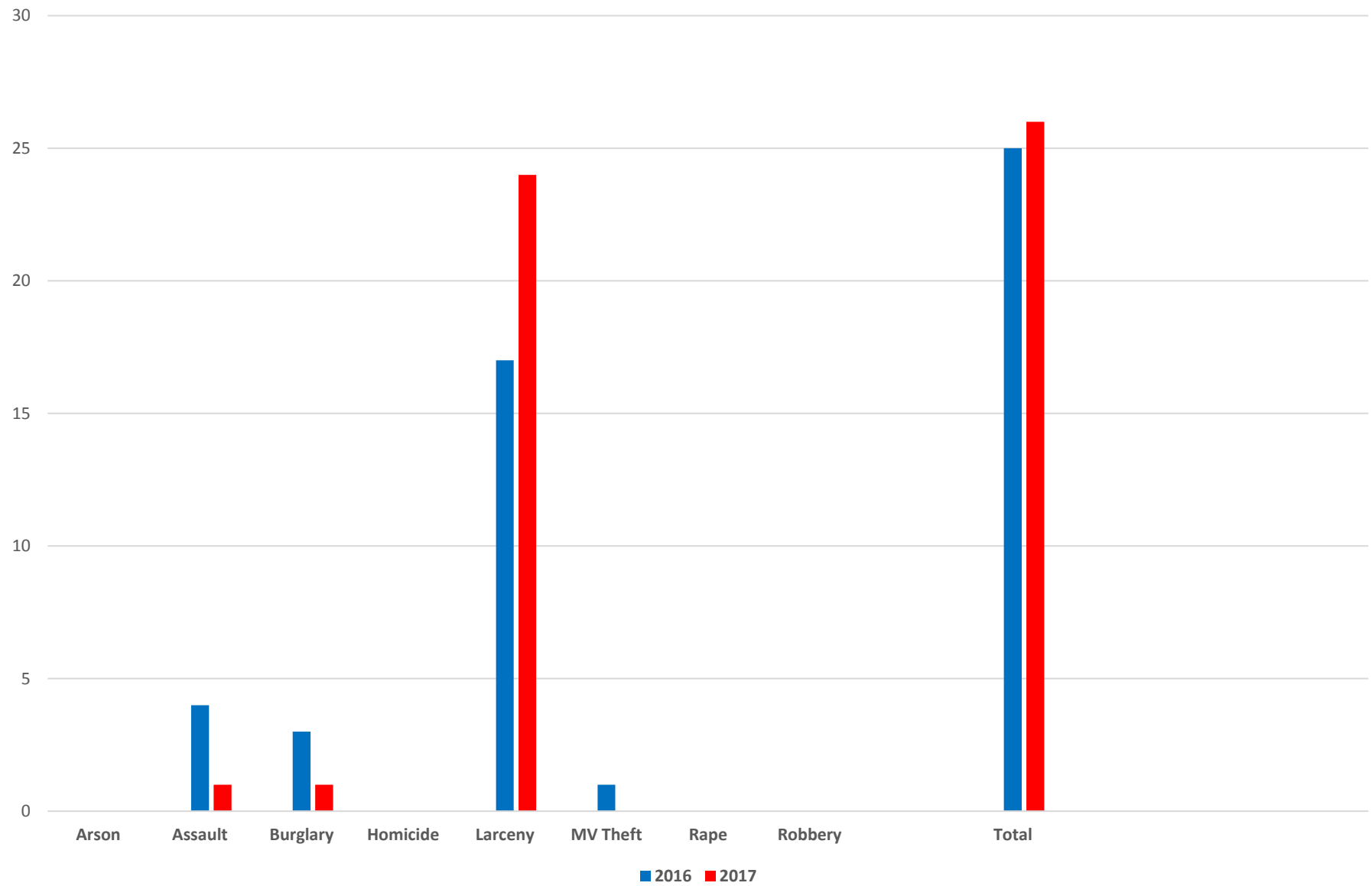
## TOTAL ARRESTS

2017	Jan	Feb	March	April	May	June	July	Aug	Sept	Oct	Nov	Dec	YTD 2017
Arrests	39	44	32	54									169

2016	Jan	Feb	March	April	May	June	July	Aug	Sept	Oct	Nov	Dec	YTD 2016
Arrests	79	50	54	44	60	48	53	42	34	41	34	31	570



## UCR APRIL 2017



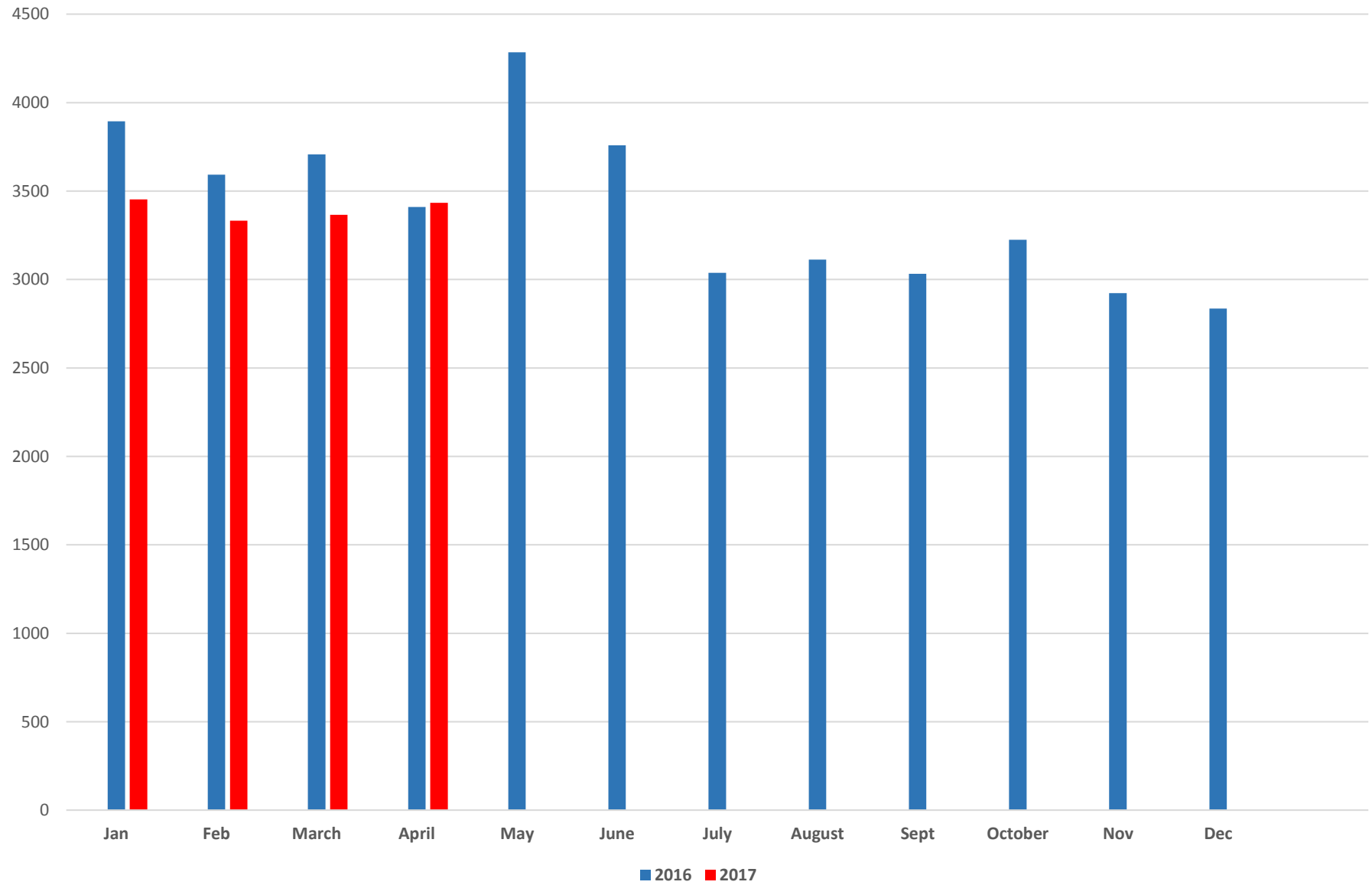


## APRIL UCR

UCR TYPE	APRIL 2016	APRIL 2017	YTD 2017
Arson	0	0	1
Assault	4	1	6
Burglary	3	1	10
Homicide	0	0	0
Larceny	17	24	55
Motor Vehicle Theft	1	0	1
Rape	0	0	0
Robbery	0	0	0
TOTAL	25	26	73



## SERVICE CALLS APRIL 2017



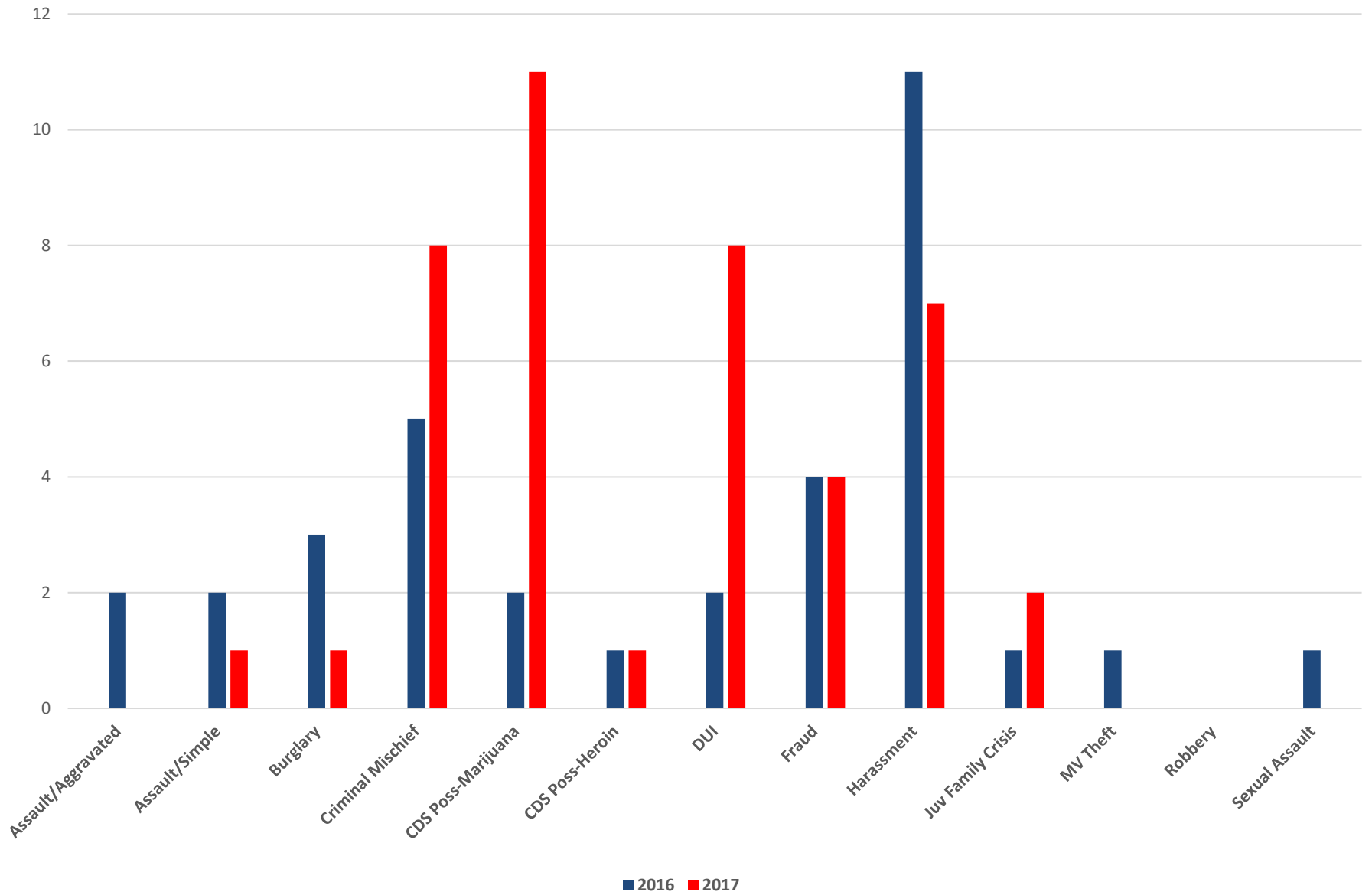


## SERVICE CALLS

Service Calls	Jan	Feb	March	April	May	June	July	Aug	Sept	Oct	Nov	Dec	YTD
2017	3,453	3,333	3,365	3,434									13,585
2016	3,894	3,593	3,708	3,410	4,284	3,759	3,038	3,113	3,032	3,225	2,923	2,835	40,814



## OFFENSES APRIL 2017



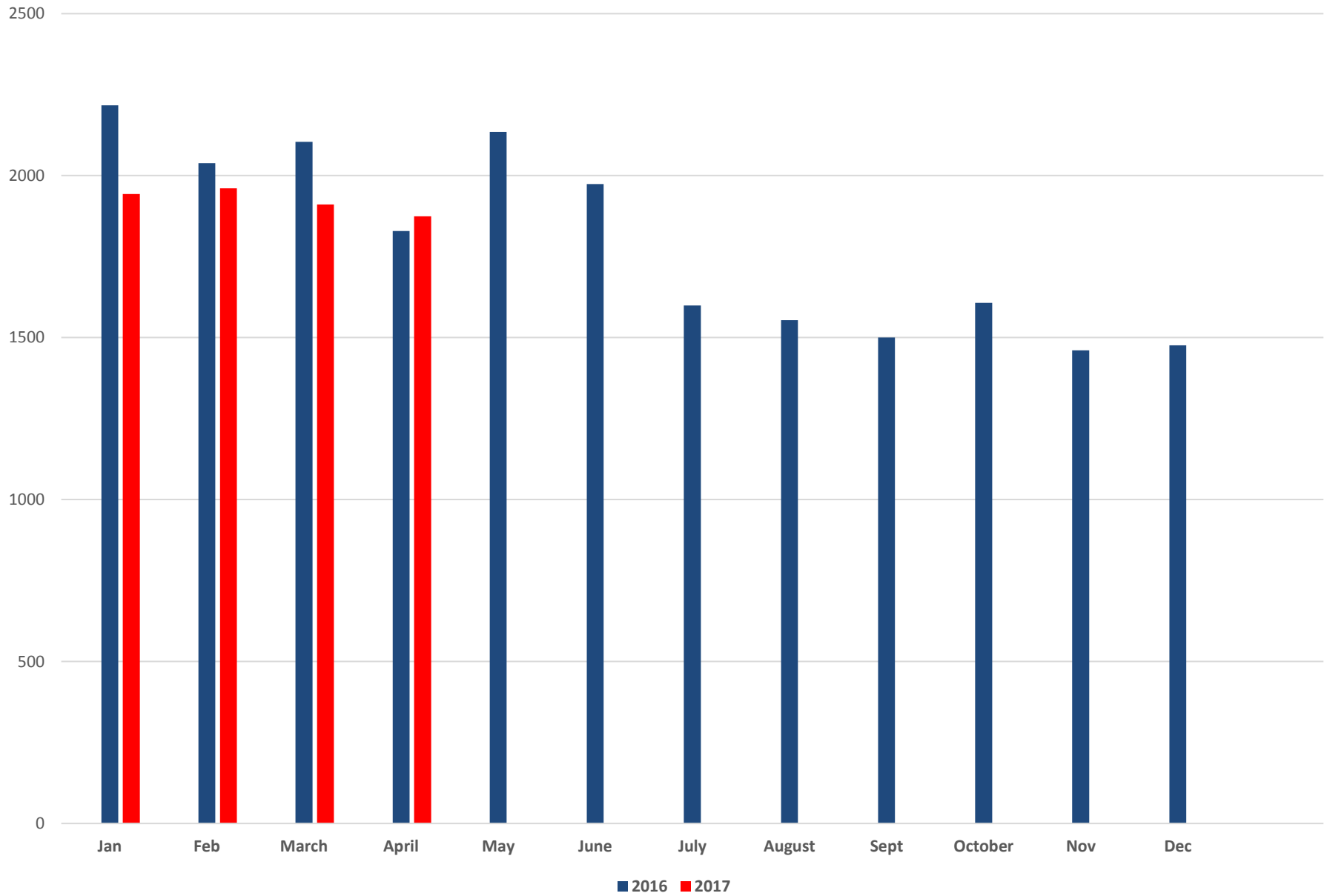


## APRIL OFFENSES

OFFENSE TYPE	APRIL 2016	APRIL 2017	YTD 2017
Assault/Aggravated	2	0	0
Assault/Simple	2	1	4
Burglary	3	1	13
Criminal Mischief	5	8	21
CDS Possession – Marijuana	2	11	36
CDS Possession – Heroin	1	1	3
DUI	2	8	21
Fraud	4	4	21
Harassment	11	7	25
Juvenile Family Crisis	1	2	5
Motor Vehicle Theft	1	0	1
Robbery	0	0	0
Sexual Assault	1	0	0
Shoplifting	3	1	2
Soliciting W/Out Permit	4	0	2
Theft	17	24	51
Theft by Deception	0	1	5
Threat/Improper Influence	0	1	1
Warrant Arrest	12	6	30
TOTAL	71	76	241



## NON-CRIMINAL INCIDENTS





## APRIL NON-CRIMINAL INCIDENTS

NON-CRIMINAL INCIDENTS	APRIL2016	APRIL 2017	YTD 2017
Alarms Auto	0	3	4
Alarms Burglary	0	1	2
Alarms Commercial Burglary	34	28	132
Alarms Commercial Fire	17	18	65
Alarms Fire	1	0	1
Alarms Maintenance	0	0	0
Alarms Medical	2	1	20
Alarms Other	4	3	11
Alarms Panic	1	8	31
Alarms Residential Burglary	72	65	269
Alarms Residential Fire	17	14	44
Animal Complaints	20	31	104
Building Check	0	7	14
Business Disputes	5	7	10
Disabled Vehicle	29	25	136
Emotionally Disturbed Person	7	6	23
Escorts Traffic	0	0	1
Fingerprints	9	3	19
Fire (Other) Odor of Smoke	4	2	14
Fire Commercial	1	0	2
Fire Dwelling	1	1	7
Fire False	0	0	0
Fire Vehicle	0	0	0
Firearms Background	4	3	18
Foot Patrol	54	45	247
Found Bicycles	0	1	6
Found Property	18	23	66
Gas Leaks/Explosion	6	1	15
Intoxicated Person	6	3	8
Landlord/Tenant	0	0	2
Littering	3	0	2
Lockout/MV	14	14	46
Lockout/Residence	2	1	5
Lost Property	6	5	29
Medical Call	188	165	667
Missing Person	10	2	7
Motor Vehicle Complaint	22	15	48
Motor Vehicle Incident	0	5	23

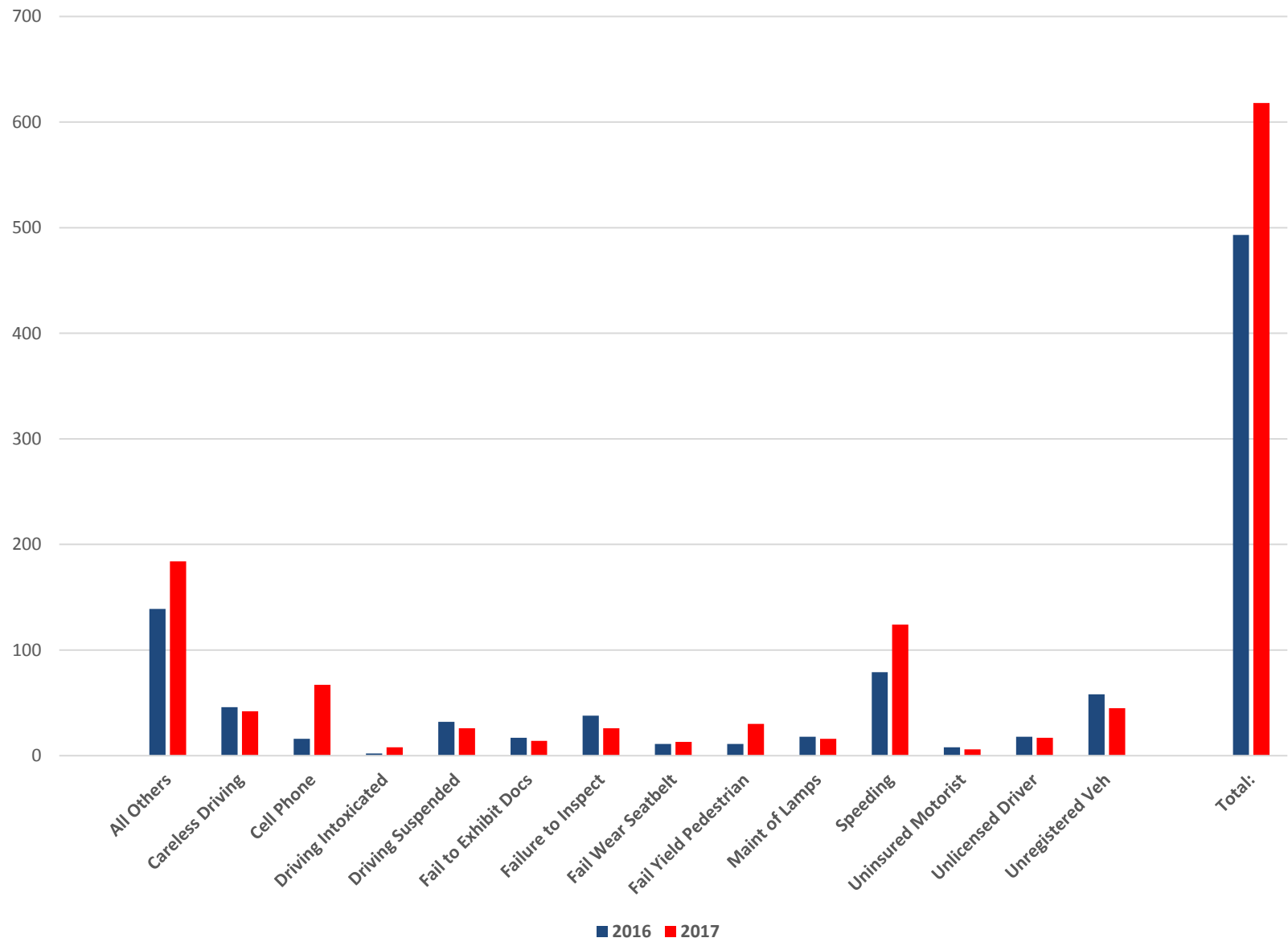


## APRIL NON-CRIMINAL INCIDENTS

NON-CRIMINAL INCIDENTS	APRIL2016	APRIL 2017	YTD 2017
Motor Vehicle Stop	782	936	3,688
MVA	0	0	0
MVA Involving Injury	9	6	29
MVA No Injury	92	68	287
MVA No Report	6	6	16
MVA With Bicycle	3	1	4
MVA With Deer	1	2	11
MVA With Pedestrian	3	3	8
Noise Complaint	15	24	59
Notifications	16	8	46
Parking Complaints	69	51	160
Prisoner Transport	0	0	1
School Crossing	76	128	466
School Detail	70	9	171
Service of Subpoena	0	2	2
Suspicious Incidents	27	39	135
Suspicious Package	0	0	0
Suspicious Person	12	15	52
Suspicious Vehicle	19	19	106
Traffic Hazard	5	4	31
Tree Down	19	4	41
Unattended Death	2	1	2
Unwanted Person	11	2	11
Urinating in Public	0	0	0
Vacant House Check	5	6	148
Welfare Check	15	26	86
Wire/Pole Down	15	8	31
Non-Criminal – TOTAL	1,829	1,874	7,689



## SUMMONSES APRIL 2017



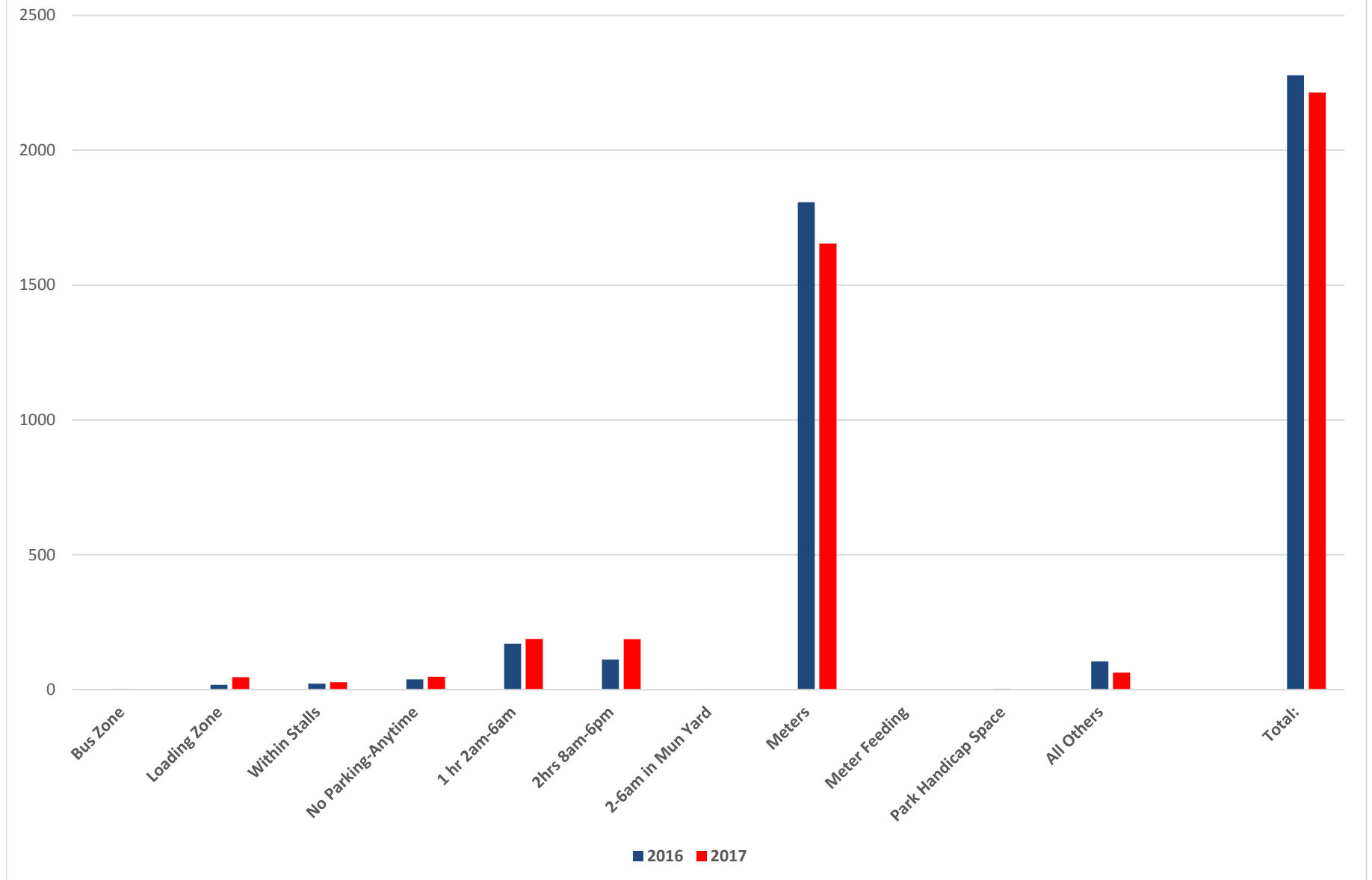


## APRIL SUMMONSES

SUMMONS TYPE	APRIL 2016	APRIL 2017	YTD 2017
All Other	139	184	721
Careless Driving	46	42	153
Cell Phone	16	67	116
Driving While Intoxicated	2	8	20
Driving While Suspended	32	26	122
Failure to Exhibit Documents	17	14	68
Failure to Inspect	38	26	156
Failure to Wear Seatbelt	11	13	62
Failure to Yield to Pedestrian in Crosswalk	11	30	46
Maintenance of Lamps	18	16	59
Speeding	79	124	427
Uninsured Motorist	8	6	26
Unlicensed Driver	18	17	53
Unregistered Vehicle	58	45	231
Total Summonses	493	618	2,260



## PARKING VIOLATIONS APRIL 2017



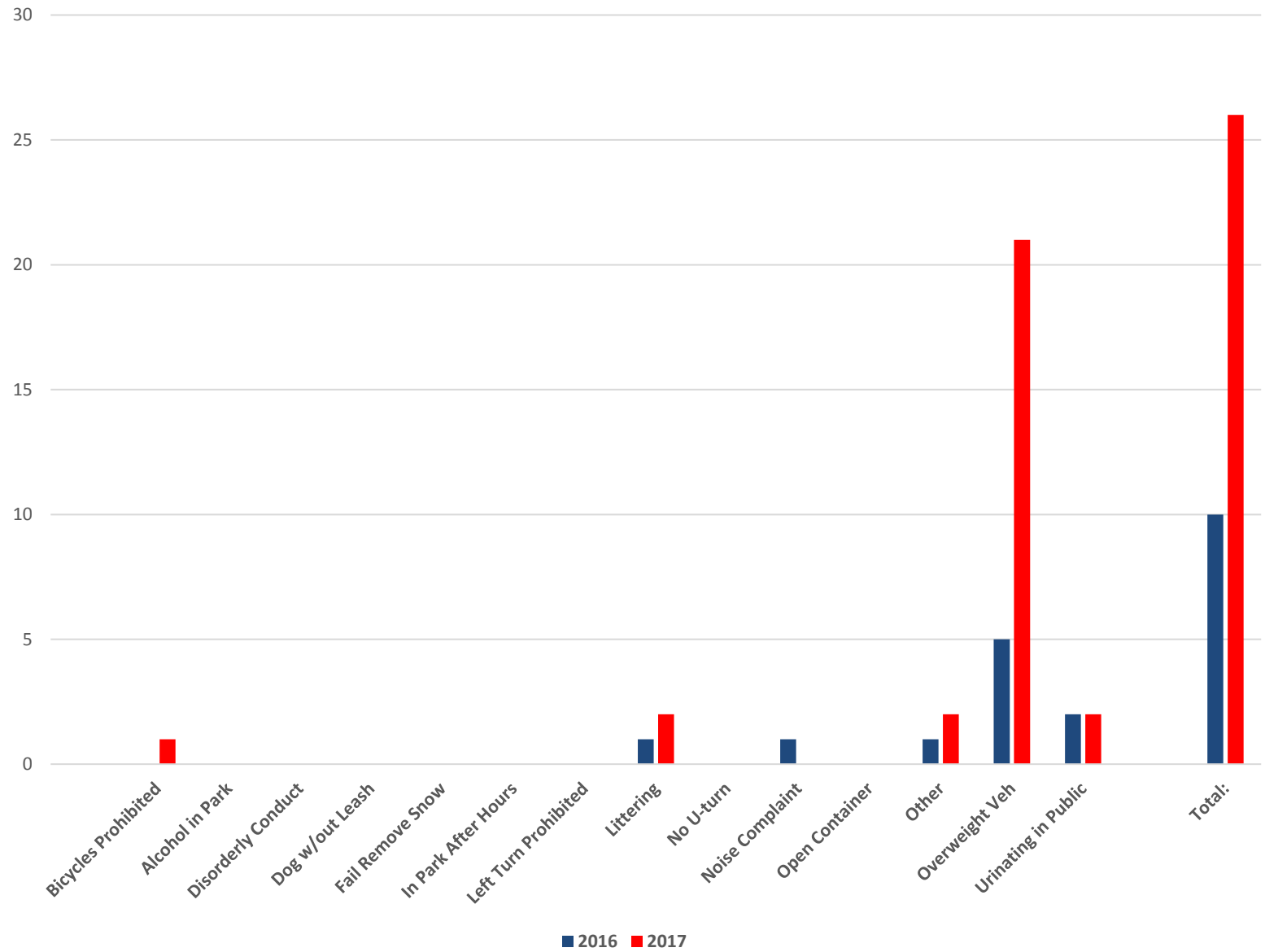


## APRIL PARKING VIOLATIONS

PARKING ORDINANCE	APRIL 2016	APRIL 2017	YTD 2017
Bus Zone	2	0	2
Loading Zone	18	46	135
Parking Within Designated Parking Stalls	22	28	89
No Parking Zones/Anytime	38	48	159
Park Between 2AM & 6AM 1hr Limit	170	188	703
Parking Limit 2 hrs Between 8AM & 6PM	112	187	381
Park Between 2AM & 6AM in Municipal Yard	1	0	4
Meters	1,807	1,654	7,449
Meter Feeding	0	0	0
Parking in Handicap Space	3	0	3
All Others	105	63	342
Total - Parking Violations	2,278	2,214	9,267



## ORDINANCE VIOLATIONS APRIL 2017



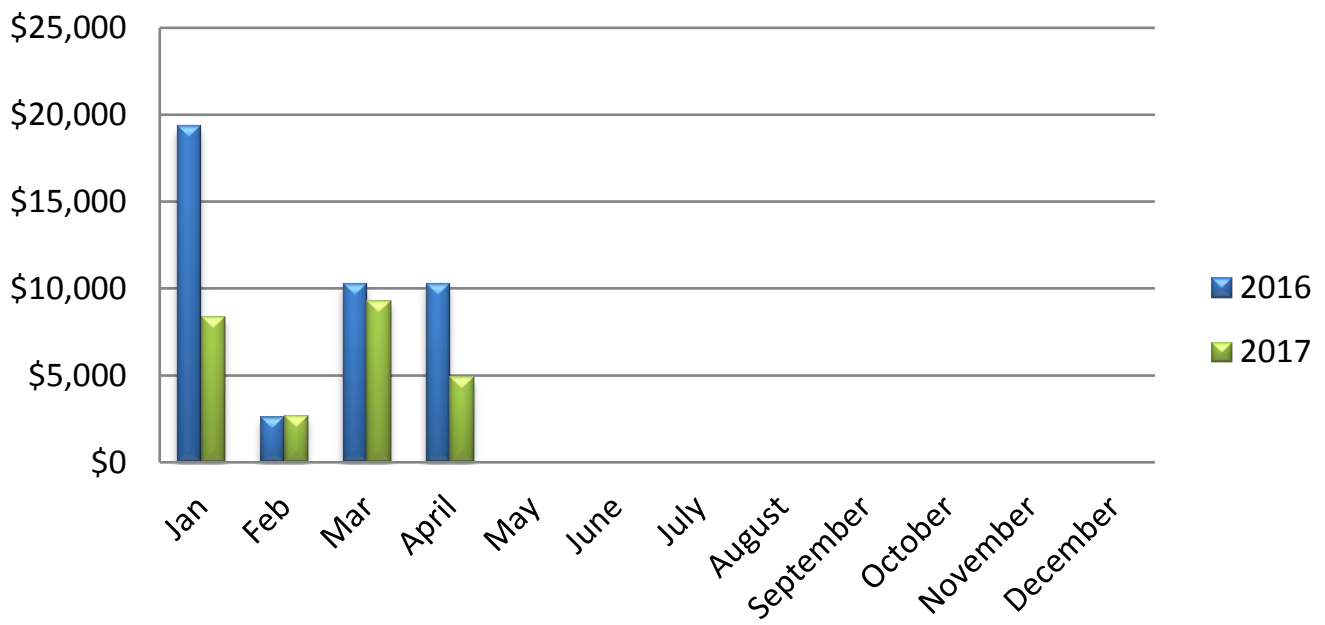


## APRIL ORDINANCE VIOLATIONS

ORDINANCE VIOLATION	APRIL 2016	APRIL 2017	YTD 2017
Bicycles/Skateboards Prohibited	0	1	1
Consumption Alcohol in Park	0	0	0
Disorderly Conduct	0	0	1
Dog Without a Leash	0	0	0
Failure to Remove Snow	0	0	1
In Park After Hours	0	0	2
Left Turn Prohibited	0	0	2
Littering	1	2	3
No U-Turn	0	0	1
Noise Complaint	1	0	0
Open Container	0	0	0
Other	1	0	5
Overweight Vehicle	5	21	49
Urinating in Public	2	2	5
Total - Ordinance Violations	10	26	70

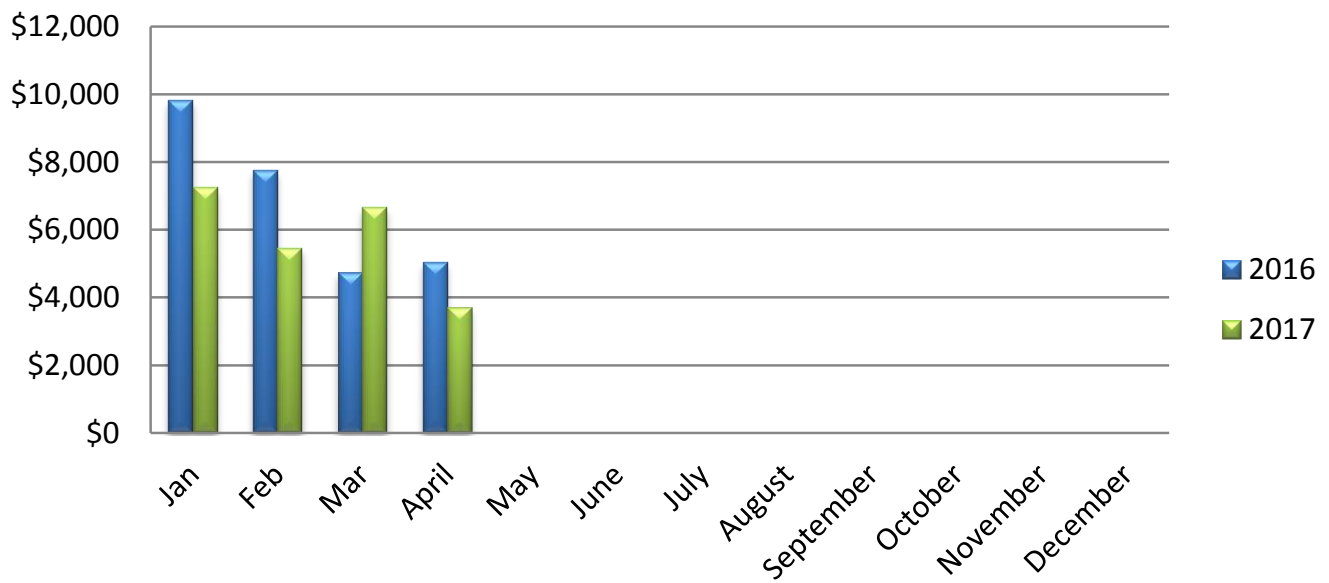


## Patrol Overtime



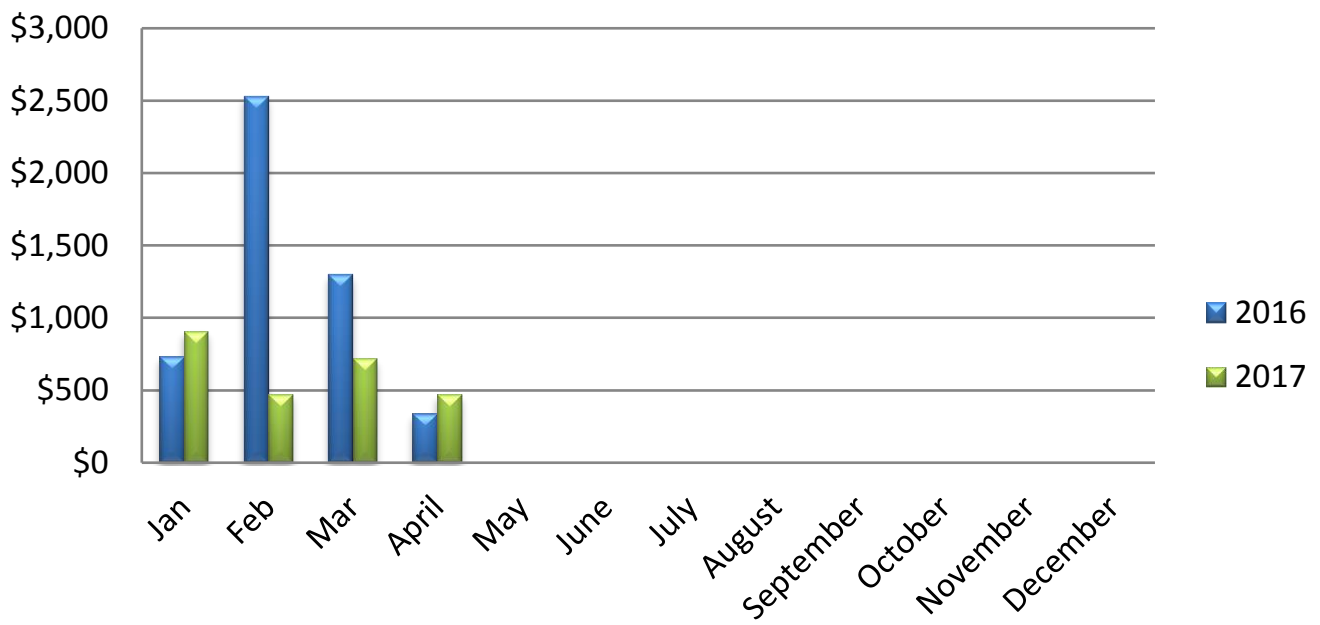


## Dispatch Overtime





## Detective Overtime











# Princeton Police Department

1 Valley Road, Princeton, NJ 08540

Phone: 609-921-2100 Fax: 609-924-8197 Mun. Code: 1110



## Gender & Ethnicity Report

### MV Stops for 2017

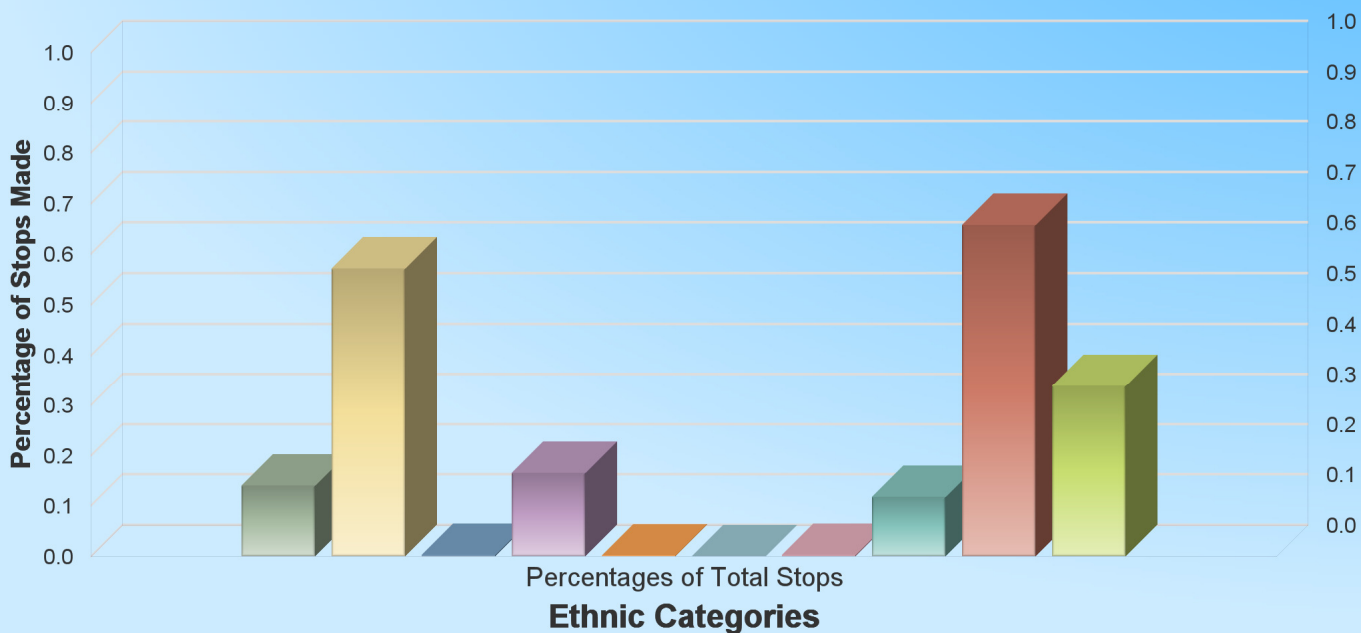
Total MV Stops: 935

*Gender / Ethnic breakdown shown in percentages of overall number of MV Stops*

Race Code	Total #	Percentage
White Hisp.	131	14.01%
White Non Hisp.	534	57.11%
Black Hisp.	2	0.21%
Black Non-Hisp.	155	16.58%
Native Amer/Eskimo Hisp.	1	0.11%
Native Amer/Eskimo Non-Hisp	0	0.00%
Asian Hisp.	2	0.21%
Asian Non-Hisp.	110	11.76%
Male	615	65.78%
Female	316	33.80%

### Motor Vehicle Stops

White Hispanic White Non-Hisp Black Hisp Black Non-Hisp Asian Hisp Asian Non-Hisp  
Amer-Indian, Eskimo, Pacific Islander Hisp Amer-Indian, Eskimo, Pacific Islander non-Hisp Male Female





- ❖ On Tuesday, April 4, 2017, Sgt. Solovay and K-9 Harris attended K-9 patrol in-service training in Lawrence Township, NJ. The training was hosted by the New Jersey Department of Corrections and operated by the New Jersey State Police K-9 Training Unit.
- ❖ On Friday, April 7, 2017, Sgt. Solovay and K-9 Harris responded to Nassau St. in the area of Palmer Square for an unattended bag that was called into police by a concerned citizen. The area was temporarily closed off and K-9 Harris conducted a sniff of the large bag, showing no alert. The bag was later checked and retrieved by patrols.
- ❖ On Tuesday, April 11, 2017, Sgt. Solovay and K-9 Harris attended K-9 training for the New Jersey Detect and Render Safe Task Force in Trenton, NJ. The training was hosted by the Trenton Police Department and operated by the New Jersey State Police K-9 Training Unit.
- ❖ On Sunday, April 30, 2017, Sgt. Solovay and K-9 Harris conducted a proactive explosives sweep in preparation for the Communiversity event. Additionally, the K-9 team remained on scene throughout the event for public safety.
- ❖ On Sunday, April 30, 2017 Sgt. Solovay and K-9 Harris responded to the area of Nassau St. and Witherspoon St, during the Communiversity Event, on a report of an unattended bag. K-9 Harris was deployed for a sniff of the bag and showed no alert. The owner was eventually located and the bag was subsequently turned over.



**2017 MOTOR VEHICLE  
ACCIDENT STATISTICS**

**VEHICLES INVOLVED**

Number: 567

**INJURIES INVOLVED**

Number: 62

**ACCIDENTS WITH INJURIES**

Number: 51

**PROPERTY DAMAGE ACCIDENTS**

Number: 26

**DRIVERS INVOLVED**

Unknown: 34  
Male: 291  
Female: 242  
Total: 567

**DAYLIGHT/DARKNESS**

Daylight: 225  
Darkness: 78  
Unknown: 0  
Total: 303

**ROAD CONDITIONS**

Dry: 223  
Wet: 59  
Snow: 15  
Ice: 5  
Other: 1  
Total: 303

**ACCIDENTS INVOLVING DEER**

Investigated by PD: 11  
Not Investigated: 0  
Total: 11

**SUMMONS ISSUED**

Number: 299

**ACCIDENTS INVOLVING  
PEDESTRIANS**

Injury: 6  
Non-Injury: 0  
Fatal: 0  
Other: 0

**ACCIDENTS INVOLVING  
BICYCLISTS**

Injury: 2  
Non-Injury: 1  
Fatal: 0  
Other: 0



**NUMBER OF ACCIDENTS BY DAY**

Unknown:	0
Monday:	35
Tuesday:	50
Wednesday:	53
Thursday:	42
Friday:	53
Saturday:	36
Sunday:	34
Total:	303

**TIMES OF DAY**

0001 – 0100:	0
0101 – 0200:	6
0201 – 0300:	4
0301 – 0400:	1
0401 – 0500:	1
0501 – 0600:	1
0601 – 0700:	1
0701 – 0800:	11
0801 – 0900:	12
0901 – 1000:	19
1001 – 1100:	16
1101 – 1200:	11
1201 – 1300:	22
1301 – 1400:	30
1401 – 1500:	19
1501 – 1600:	31
1601 – 1700:	29
1701 – 1800:	24
1801 – 1900:	17
1901 – 2000:	22
2001 – 2100:	5
2101 – 2200:	7
2201 – 2300:	5
2301 – 2400:	9
Total:	303

**ACCIDENTS INVOLVING  
MOTORCYCLES**

Injury:	0
Non-Injury:	0
Fatal:	0
Other:	0

**ACCIDENTS WITH INJURIES  
OR \$500 DAMAGE**

Number: 277

**PRIVATE PROPERTY  
LOCATIONS**

Number: 66

**WEATHER CONDITIONS**

Other:	6
Snow:	14
Rain:	42
Clear:	241
Total:	303

**FATAL ACCIDENTS**

Number: 0



## USE OF FORCE 2017

	<u>Jan</u>	<u>Feb</u>	<u>Mar</u>	<u>Apr</u>	<u>May</u>	<u>Jun</u>	<u>Jul</u>	<u>Aug</u>	<u>Sep</u>	<u>Oct</u>	<u>Nov</u>	<u>Dec</u>	<u>Total</u>
<u>Total Number of Use of Force Incidents</u>	0	1	0	1									
<u>Persons against whom force was used</u>	0	1	0	1									
<u>Involving Officer use of Physical Force</u>	0	1	0	1									
<u>Involving Officer use of Mechanical Force</u>	0	0	0	0									
<u>Involving Officer use of Deadly Force</u>	0	0	0	0									

January	-
February	17-4818
March	-
April	17-13074
May	
June	
July	
August	
September	
October	
November	
December	