


PRINCETON POLICE
DEPARTMENT
CHIEF'S MONTHLY REPORT



December
2016

TABLE OF CONTENTS

SAFE NEIGHBORHOOD BUREAU	1
JUVENILE BUREAU	3
ARRESTS	4
UCR TOTAL	6
POLICE SERVICE CALLS	8
OFFENSES	10
NON-CRIMINAL	12
SUMMONSES	15
PARKING VIOLATIONS	17
ORDINANCE VIOLATIONS	19
OVERTIME	21
OFFICER AVAILABILITY	24
GENDER/ETHNICITY REPORT	25
K-9 ACTIVITY REPORT	26
MOTOR VEHICLE ACCIDENT STATISTICS	27
USE OF FORCE	29

Safe Neighborhood Bureau Monthly Report

December 2016

- **December 1st**
 - Attended the Princeton Alcohol and Drug Alliance monthly meeting at Monument Hall.
 - Attended an active shooter seminar titled “The Coming Storm” at the Princeton Theological Seminary.
- **December 3rd**
 - Attended a “Speak Out, Princeton Teens!” meeting at Witherspoon Hall.
- **December 6th**
 - Coordinated the first Police Chaplains visit as part of our Police Chaplains program.
- **December 13th**
 - Coordinated the second Police Chaplains visit as part of our Police Chaplains program.
- **December 15th**
 - Attended the Community Outreach Planning for 2017 meeting at St. Paul’s Church.
- **December 21st**
 - Attended the Cornerstone Kitchen’s Holiday Party and helped serve meals.
- **December 29th**
 - Assisted with the Chanukah Menorah Car Parade.

❖ During the month of December, the Safe Neighborhood Bureau:

- Installed five child safety car seats
- Generated six cases for foot patrol
- Performed 48 vacant house checks
- Generated 18 cases for our school initiative. Each case represents a specific time an officer went to a school during arrival and departure times.



Princeton Police Department

1 Valley Road, Princeton, NJ 08540

Phone: (609)921-2100 / Fax: (609)924-8197

Juvenile Report-December 2017

Juveniles Petitioned to Family Court

A fourteen year old boy was charged with Aggravated Assault after he put a 14 year old boy into a choke hold from behind causing the victim to go unconscious. The victim then fell to the ground and broke his tooth. The aggressor was subsequently lodged in the Middlesex County Youth Detention Center.

A fourteen year old boy was charged with Disorderly Conduct after he caused a disturbance in Starbucks while trying to instigate a physical fight with a patron.

A fourteen year old boy was charged with Terroristic Threats after sending a friend into the Princeton Public Library to tell a twelve year old boy to come outside and fight him. The aggressor had previously harassed the twelve year old on multiple occasions.

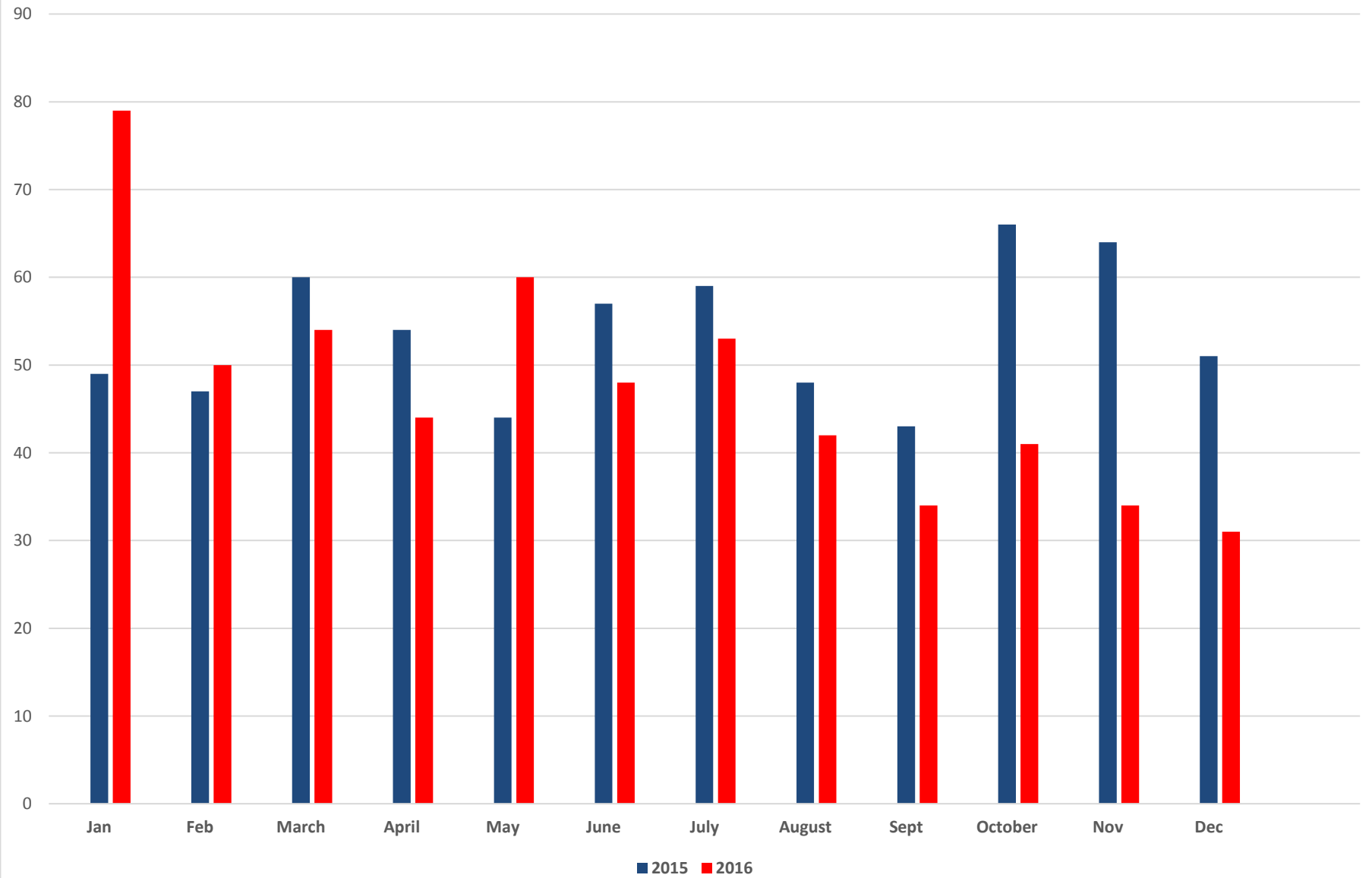
Station House Adjustments

A fourteen year old girl was afforded a Station House Adjustment after she shoplifted \$155.00 worth of clothing from the Princeton University Store. She was ordered to pay restitution to the store and donate the stolen garments to charity.

Family Crisis/Mental Health

An eleven year old boy and his 20 year old sister were fighting while visiting their grandmother and summoned the police. The child's father subsequently removed them from the location at the grandmother's request.

ARRESTS DECEMBER 2016

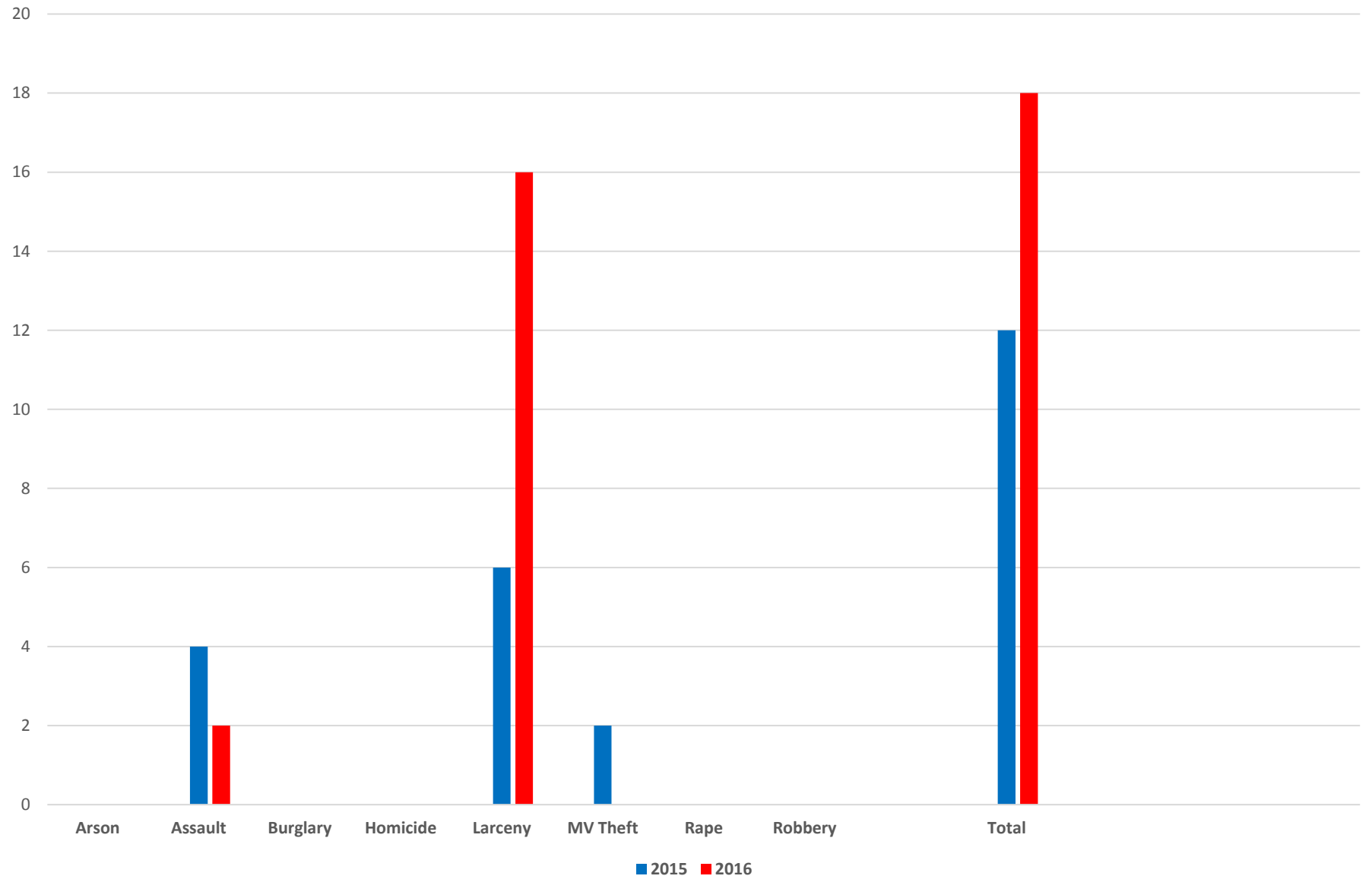


TOTAL ARRESTS

2016	Jan	Feb	March	April	May	June	July	Aug	Sept	Oct	Nov	Dec	YTD 2016
Arrests	79	50	54	44	60	48	53	42	34	41	34	31	570

2015	Jan	Feb	March	April	May	June	July	Aug	Sept	Oct	Nov	Dec	YTD 2015
Arrests	49	47	60	54	44	57	59	48	43	66	64	51	642

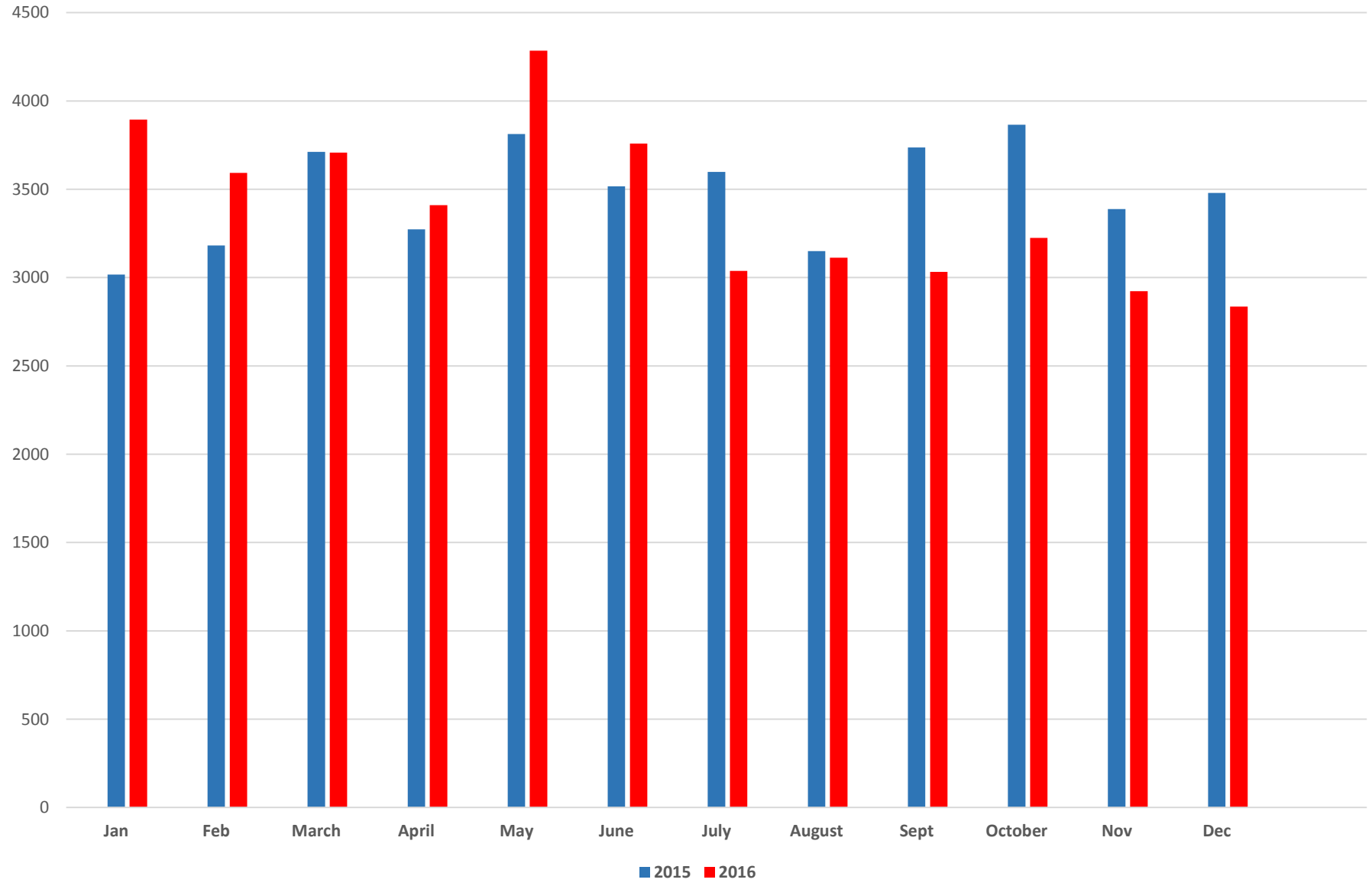
UCR DECEMBER 2016



DECEMBER UCR

UCR TYPE	DECEMBER 2015	DECEMBER 2016	YTD 2016
Arson	0	0	0
Assault	4	2	44
Burglary	0	0	35
Homicide	0	0	0
Larceny	6	16	194
Motor Vehicle Theft	2	0	5
Rape	0	0	2
Robbery	0	0	0
TOTAL	12	18	280

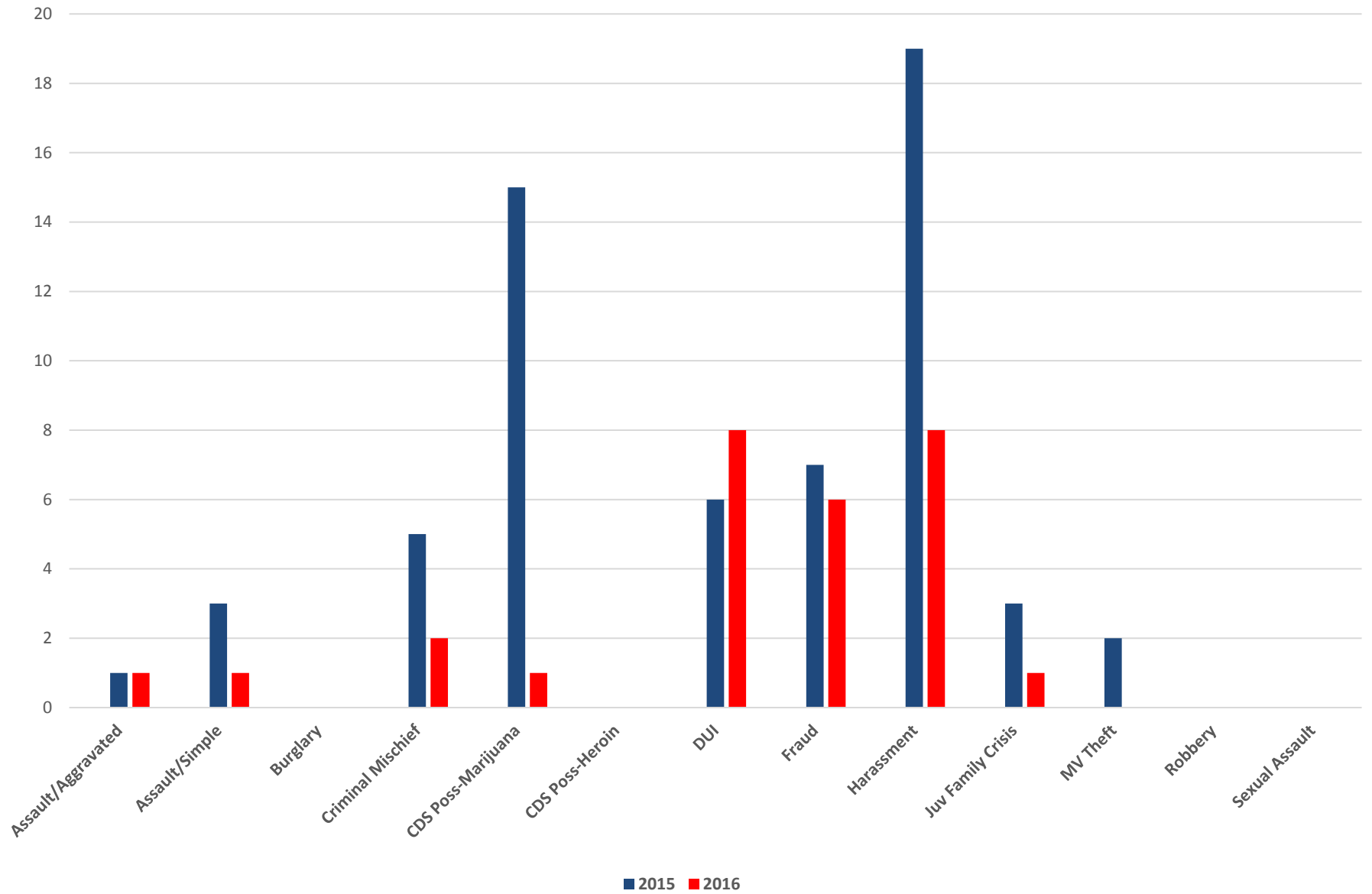
**SERVICE CALLS
DECEMBER 2016**



SERVICE CALLS

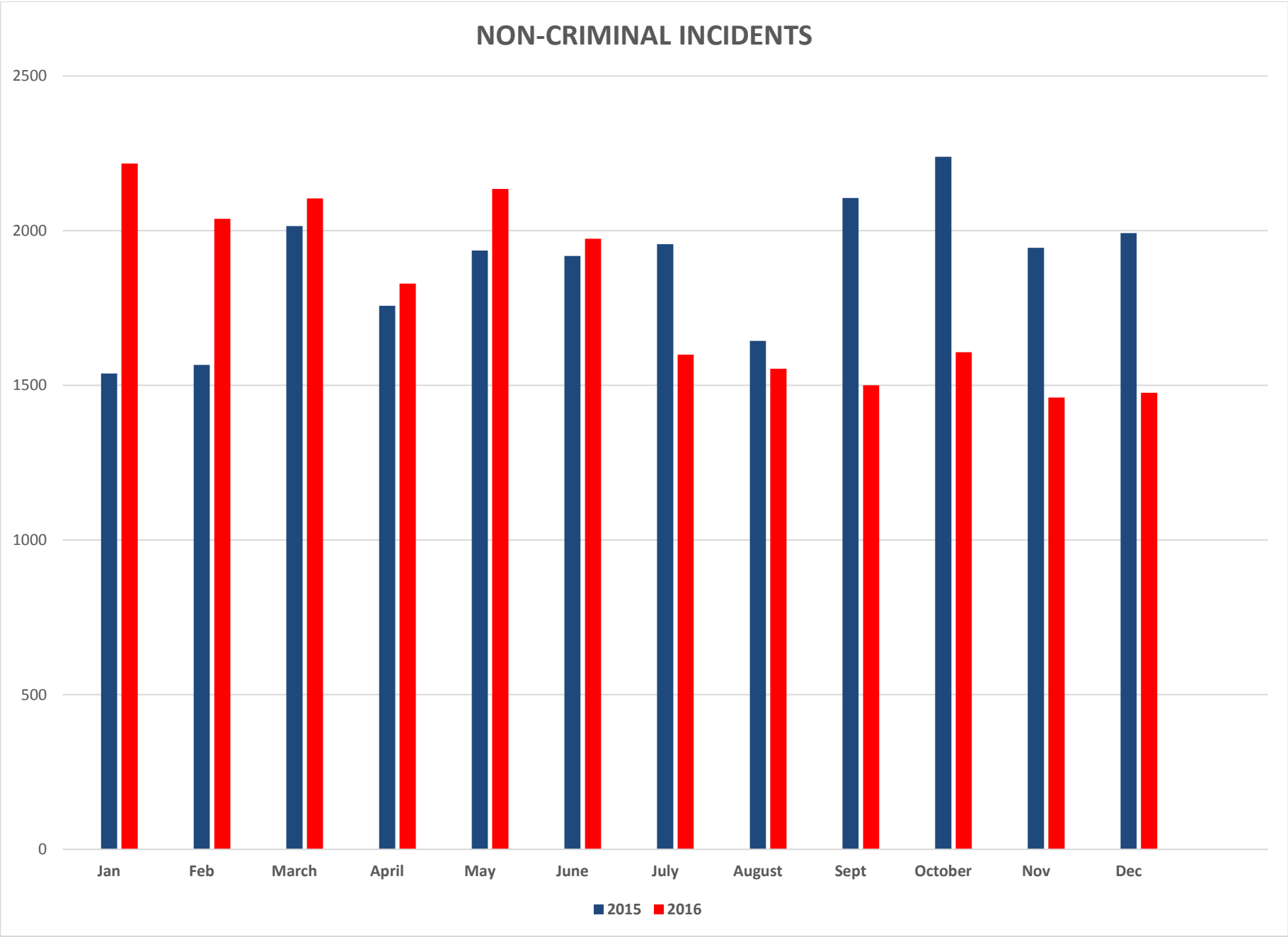
Service Calls	Jan	Feb	March	April	May	June	July	Aug	Sept	Oct	Nov	Dec	YTD
2016	3,894	3,593	3,708	3,410	4,284	3,759	3,038	3,113	3,032	3,225	2,923	2,835	40,814
2015	3,017	3,181	3,711	3,273	3,812	3,517	3,598	3,150	3,736	3,865	3,388	3,478	41,726

OFFENSES DECEMBER 2016



DECEMBER OFFENSES

OFFENSE TYPE	DECEMBER 2015	DECEMBER 2016	YTD 2016
Assault/Aggravated	1	1	11
Assault/Simple	3	1	33
Burglary	0	0	35
Criminal Mischief	5	2	66
CDS Possession – Marijuana	15	1	53
CDS Possession – Heroin	0	0	5
DUI	6	8	58
Fraud	7	6	56
Harassment	19	8	113
Juvenile Family Crisis	3	1	13
Motor Vehicle Theft	2	0	5
Robbery	0	0	0
Sexual Assault	0	0	7
Shoplifting	1	2	21
Soliciting W/Out Permit	1	0	27
Theft	6	16	195
Theft by Deception	0	0	3
Threat/Improper Influence	0	0	4
Warrant Arrest	18	2	142
TOTAL	87	48	847



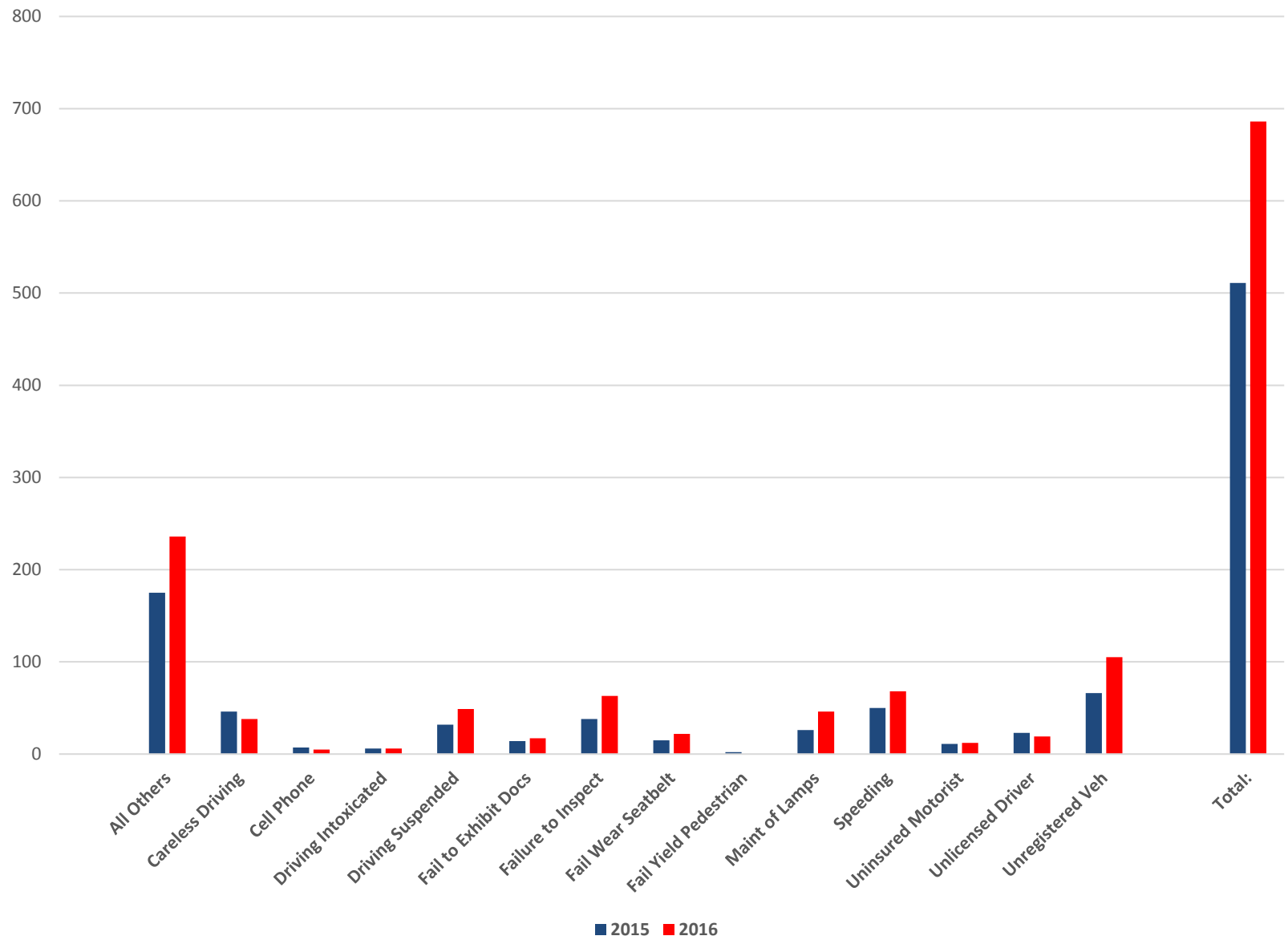
DECEMBER NON-CRIMINAL INCIDENTS

NON-CRIMINAL INCIDENTS	DECEMBER 2015	DECEMBER 2016	YTD 2016
Alarms Auto	1	0	15
Alarms Burglary	0	1	2
Alarms Commercial Burglary	35	37	456
Alarms Commercial Fire	17	22	321
Alarms Fire	7	0	18
Alarms Maintenance	0	0	0
Alarms Medical	1	6	43
Alarms Other	7	4	59
Alarms Panic	11	4	84
Alarms Residential Burglary	81	79	863
Alarms Residential Fire	12	13	174
Animal Complaints	25	37	439
Building Check	1	2	47
Business Disputes	3	0	27
Disabled Vehicle	35	20	322
Emotionally Disturbed Person	13	3	51
Escorts Traffic	0	0	4
Fingerprints	7	6	75
Fire (Other) Odor of Smoke	6	7	64
Fire Commercial	0	0	6
Fire Dwelling	1	0	11
Fire False	0	0	0
Fire Vehicle	1	1	8
Firearms Background	10	3	64
Foot Patrol	78	45	798
Found Bicycles	1	1	27
Found Property	18	15	181
Gas Leaks/Explosion	5	5	47
Intoxicated Person	2	2	39
Landlord/Tenant	0	0	7
Littering	1	0	5
Lockout/MV	17	18	165
Lockout/Residence	2	2	22
Lost Property	9	6	66
Medical Call	164	174	2,092
Missing Person	3	1	46
Motor Vehicle Complaint	20	15	189
Motor Vehicle Incident	1	8	72

DECEMBER NON-CRIMINAL INCIDENTS

NON-CRIMINAL INCIDENTS	DECEMBER 2015	DECEMBER 2016	YTD 2016
Motor Vehicle Stop	955	484	9,047
MVA	0	0	0
MVA Involving Injury	7	13	117
MVA No Injury	70	74	943
MVA No Report	6	2	42
MVA With Bicycle	0	0	13
MVA With Deer	5	2	27
MVA With Pedestrian	1	1	18
Noise Complaint	19	13	193
Notifications	10	14	162
Parking Complaints	48	41	592
Prisoner Transport	0	1	6
School Crossing	78	64	721
School Detail	65	48	653
Service of Subpoena	1	0	3
Suspicious Incidents	28	34	394
Suspicious Package	0	0	0
Suspicious Person	27	14	210
Suspicious Vehicle	24	35	346
Traffic Hazard	5	10	101
Tree Down	6	11	131
Unattended Death	1	0	3
Unwanted Person	7	4	72
Urinating in Public	0	0	2
Vacant House Check	10	48	450
Welfare Check	20	24	242
Wire/Pole Down	4	2	97
Non-Criminal – TOTAL	1,992	1,476	21,494

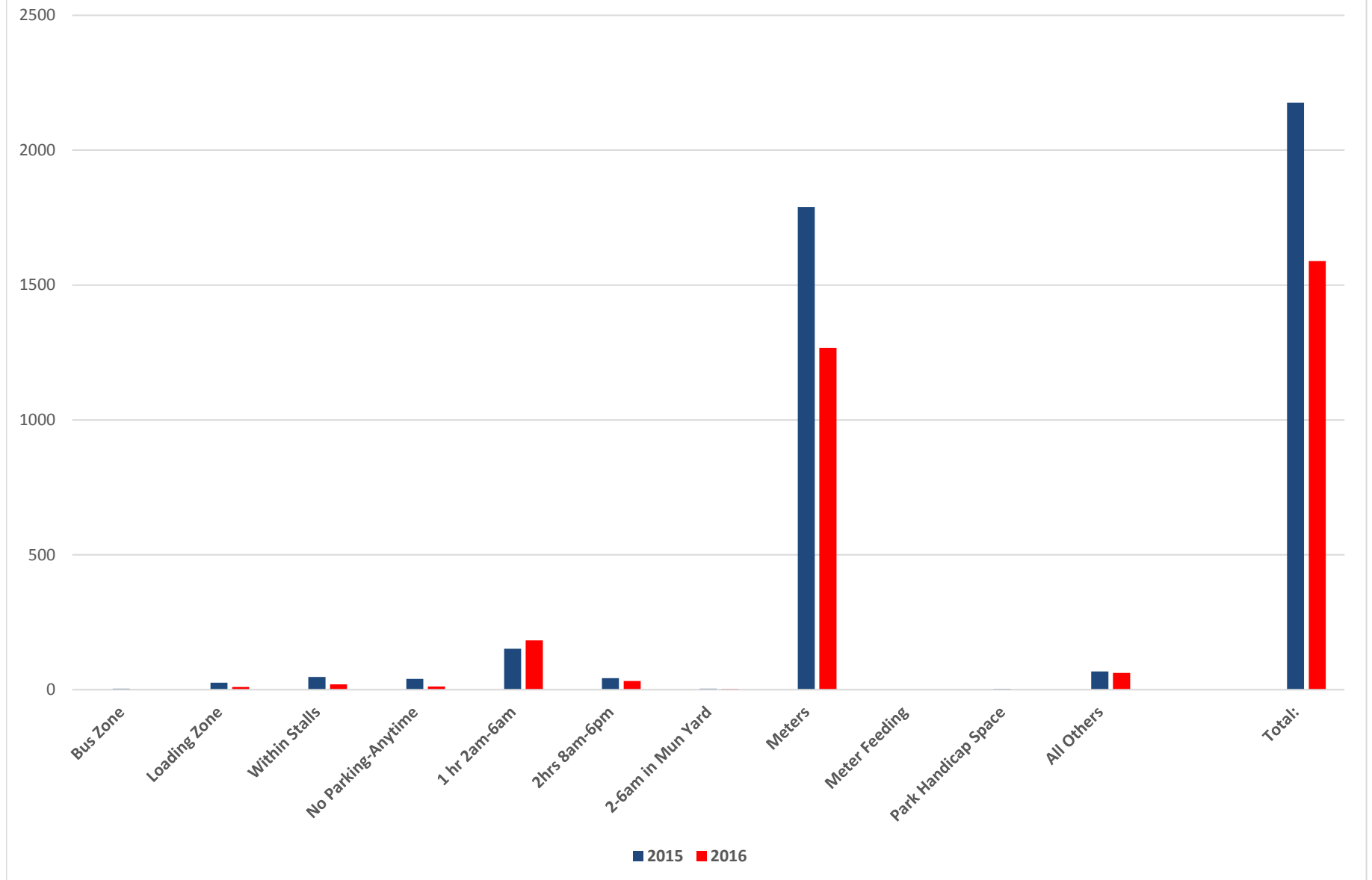
SUMMONSES DECEMBER 2016



DECEMBER SUMMONSES

SUMMONS TYPE	DECEMBER 2015	DECEMBER 2016	YTD 2016
All Other	175	126	1,818
Careless Driving	46	39	483
Cell Phone	7	18	136
Driving While Intoxicated	6	8	50
Driving While Suspended	32	29	334
Failure to Exhibit Documents	14	12	153
Failure to Inspect	38	20	338
Failure to Wear Seatbelt	15	5	171
Failure to Yield to Pedestrian in Crosswalk	2	3	68
Maintenance of Lamps	26	11	209
Speeding	50	85	875
Uninsured Motorist	11	5	91
Unlicensed Driver	23	12	153
Unregistered Vehicle	66	41	665
Total Summonses	511	414	5,544

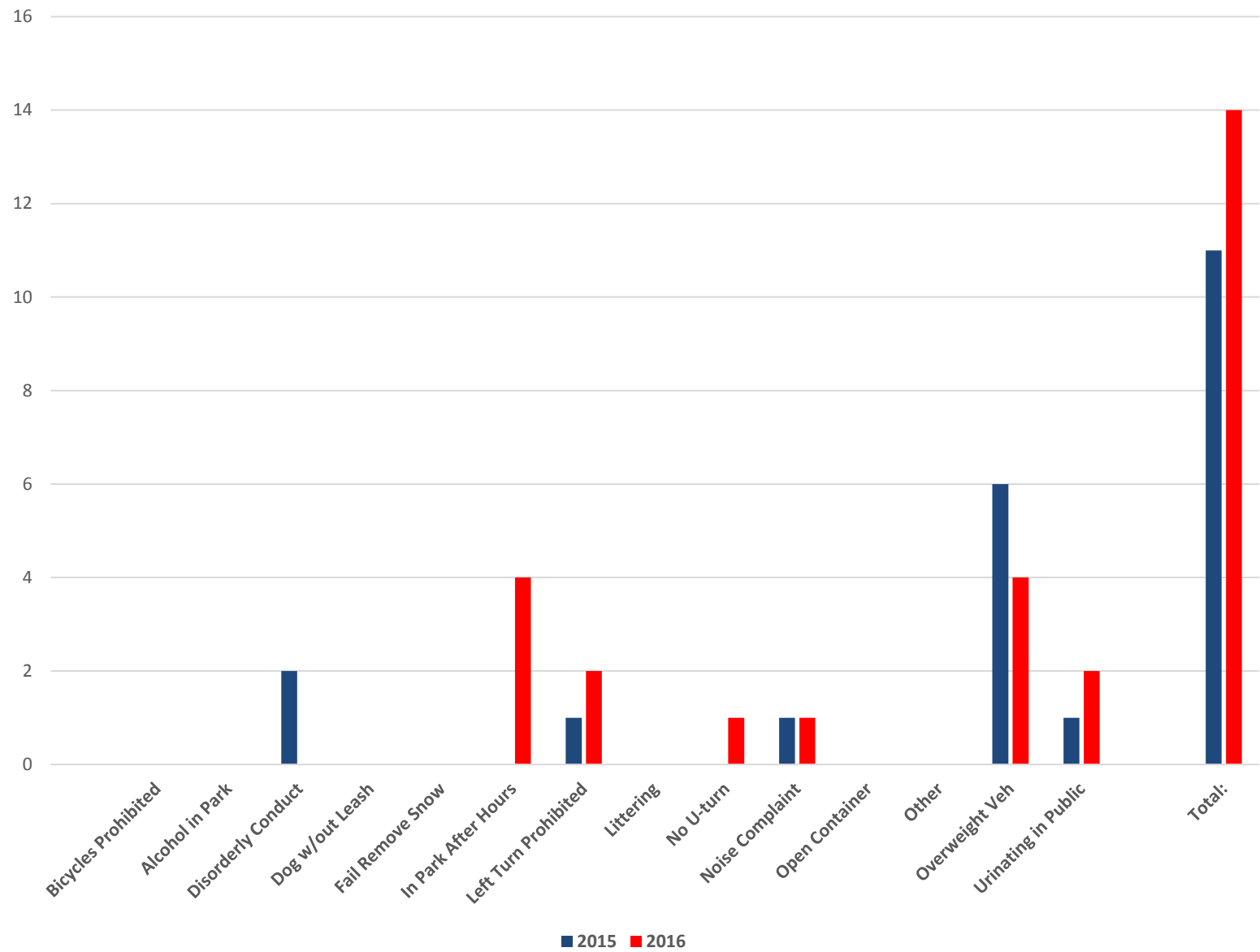
PARKING VIOLATIONS DECEMBER 2016



DECEMBER PARKING VIOLATIONS

PARKING ORDINANCE	DECEMBER 2015	DECEMBER 2016	YTD 2016
Bus Zone	4	0	29
Loading Zone	26	10	214
Parking Within Designated Parking Stalls	47	20	396
No Parking Zones/Anytime	40	12	363
Park Between 2AM & 6AM 1hr Limit	152	183	2,286
Parking Limit 2 hrs Between 8AM & 6PM	43	32	802
Park Between 2AM & 6AM in Municipal Yard	4	3	8
Meters	1,789	1,267	20,335
Meter Feeding	0	0	5
Parking in Handicap Space	3	0	37
All Others	68	62	1,071
Total - Parking Violations	2,176	1,589	25,546

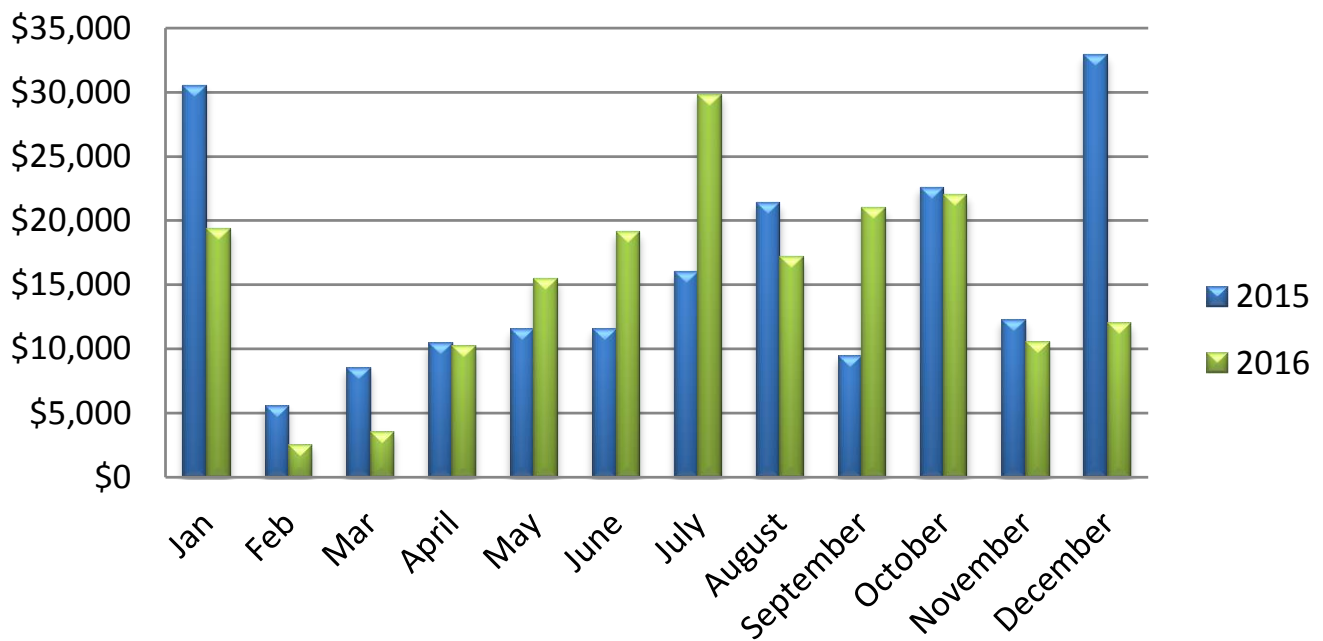
ORDINANCE VIOLATIONS DECEMBER 2016



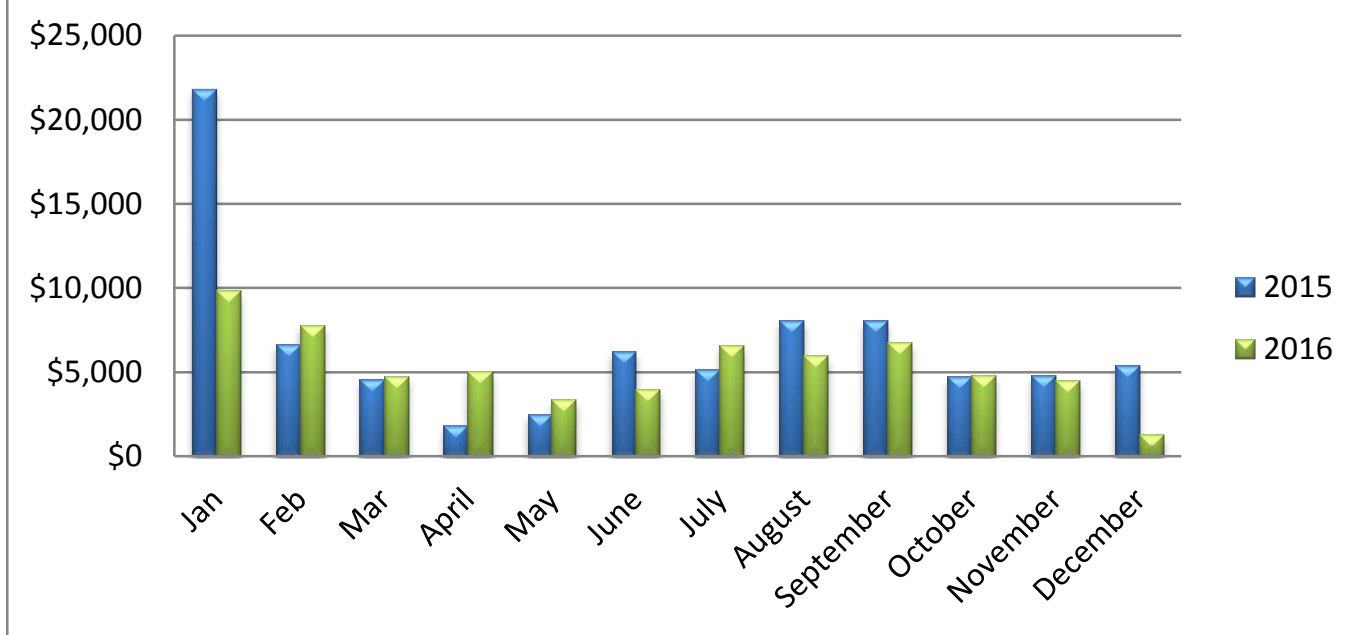
DECEMBER ORDINANCE VIOLATIONS

ORDINANCE VIOLATION	DECEMBER 2015	DECEMBER 2016	YTD 2016
Bicycles/Skateboards Prohibited	0	0	0
Consumption Alcohol in Park	0	0	0
Disorderly Conduct	2	0	1
Dog Without a Leash	0	0	0
Failure to Remove Snow	0	0	18
In Park After Hours	0	4	9
Left Turn Prohibited	1	2	9
Littering	0	0	9
No U-Turn	0	1	1
Noise Complaint	1	1	3
Open Container	0	0	9
Other	0	0	21
Overweight Vehicle	6	4	54
Urinating in Public	1	2	29
Total - Ordinance Violations	11	14	163

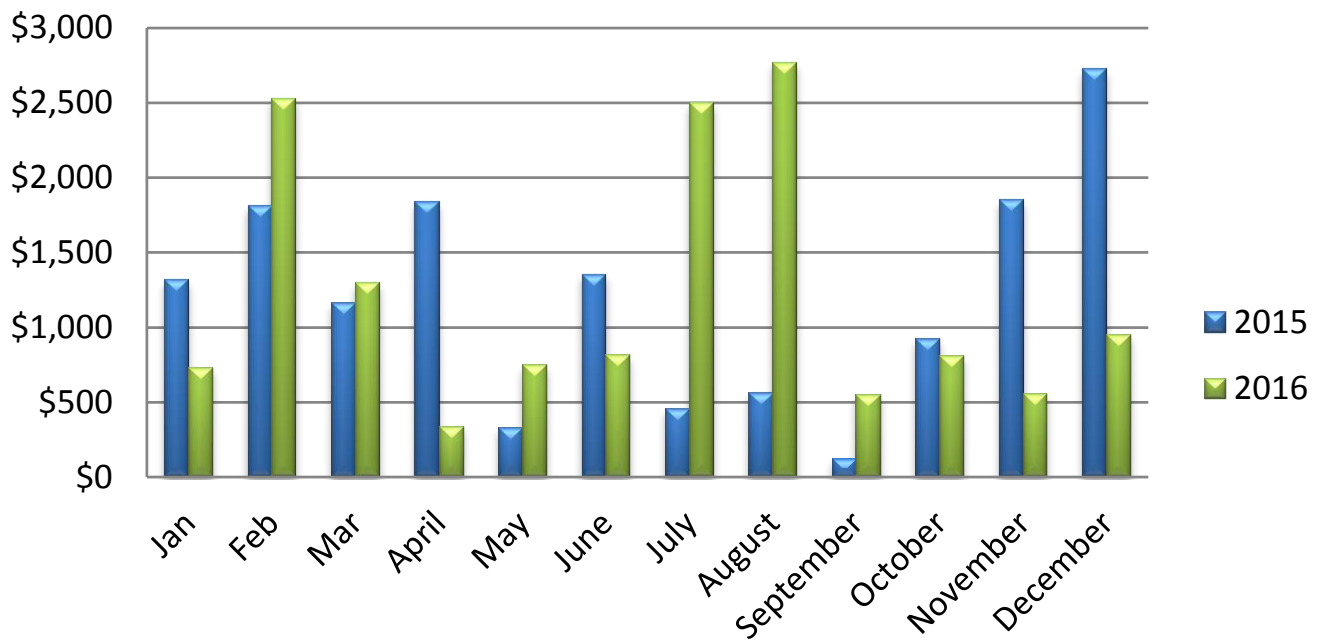
Patrol Overtime



Dispatch Overtime



Detective Overtime







Princeton Police Department

1 Valley Road, Princeton, NJ 08540

Phone: 609-921-2100 Fax: 609-924-8197 Mun. Code: 1110

Gender & Ethnicity Report

MV Stops for 2016

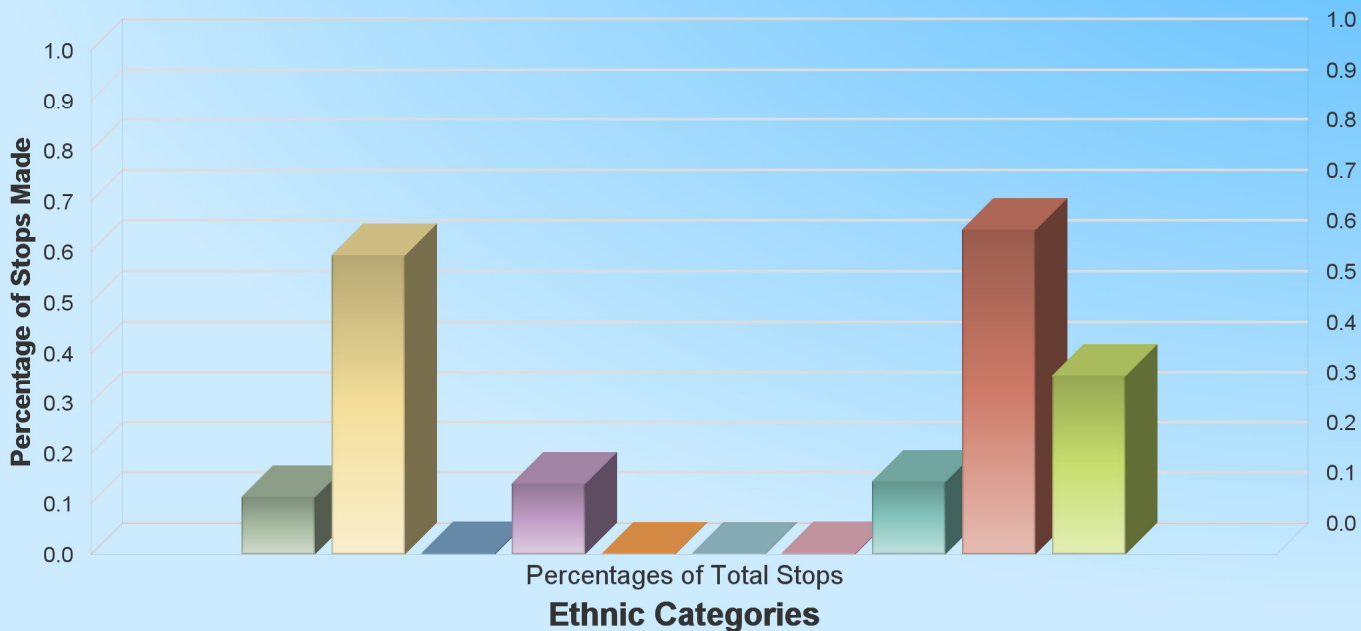
Total MV Stops: 9,047

Gender / Ethnic breakdown shown in percentages of overall number of MV Stops

Race Code	Total #	Percentage
White Hisp.	1,027	11.35%
White Non Hisp.	5,374	59.40%
Black Hisp.	28	0.31%
Black Non-Hisp.	1,265	13.98%
Native Amer/Eskimo Hisp.	14	0.15%
Native Amer/Eskimo Non-Hisp	11	0.12%
Asian Hisp.	21	0.23%
Asian Non-Hisp.	1,306	14.44%
Male	5,822	64.35%
Female	3,215	35.54%

Motor Vehicle Stops

White Hispanic White Non-Hisp Black Hisp Black Non-Hisp Asian Hisp Asian Non-Hisp
Amer-Indian, Eskimo, Pacific Islander Hisp Amer-Indian, Eskimo, Pacific Islander non-Hisp Male Female



- ❖ On Monday, December 5, 2016, Sgt. Solovay and K-9 Harris responded to Wiggins St. near Sylvia Beach Way in response to an unattended bag called in by a passerby. K-9 Harris conducted a sniff of the bag and showed no alert. The bag was deemed safe and taken as found property.
- ❖ On Tuesday, December 6, 2016, Sgt. Solovay and K-9 Harris attended K-9 patrol in-service training at Sandy Hook State Park. The training was hosted by the Middletown Township Police Department and operated by the New Jersey State Police K-9 Training Unit.

**2016 MOTOR VEHICLE
ACCIDENT STATISTICS**

VEHICLES INVOLVED

Number: 1,873

INJURIES INVOLVED

Number: 214

ACCIDENTS WITH INJURIES

Number: 159

PROPERTY DAMAGE ACCIDENTS

Number: 108

DRIVERS INVOLVED

Unknown: 87
Male: 966
Female: 820
Total: 1,873

DAYLIGHT/DARKNESS

Daylight: 807
Darkness: 193
Unknown: 0
Total: 1,000

ROAD CONDITIONS

Dry: 863
Wet: 120
Snow: 7
Ice: 5
Other: 5
Total: 1,000

ACCIDENTS INVOLVING DEER

Investigated by PD: 23
Not Investigated: 0
Total: 23

SUMMONS ISSUED

Number: 873

**ACCIDENTS INVOLVING
PEDESTRIANS**

Injury: 13
Non-Injury: 2
Fatal: 1
Other: 0

**ACCIDENTS INVOLVING
BICYCLISTS**

Injury: 10
Non-Injury: 3
Fatal: 0
Other: 0

NUMBER OF ACCIDENTS BY DAY

Unknown:	0
Monday:	127
Tuesday:	181
Wednesday:	168
Thursday:	176
Friday:	161
Saturday:	107
Sunday:	80
Total:	1,000

TIMES OF DAY

0001 – 0100:	9
0101 – 0200:	4
0201 – 0300:	4
0301 – 0400:	3
0401 – 0500:	1
0501 – 0600:	6
0601 – 0700:	6
0701 – 0800:	51
0801 – 0900:	70
0901 – 1000:	63
1001 – 1100:	56
1101 – 1200:	77
1201 – 1300:	68
1301 – 1400:	64
1401 – 1500:	69
1501 – 1600:	90
1601 – 1700:	83
1701 – 1800:	91
1801 – 1900:	62
1901 – 2000:	42
2001 – 2100:	35
2101 – 2200:	21
2201 – 2300:	21
2301 – 2400:	4
Total:	1,000

**ACCIDENTS INVOLVING
MOTORCYCLES**

Injury:	2
Non-Injury:	1
Fatal:	0
Other:	0

**ACCIDENTS WITH INJURIES
OR \$500 DAMAGE**

Number:	946
---------	-----

**PRIVATE PROPERTY
LOCATIONS**

Number:	182
---------	-----

WEATHER CONDITIONS

Other:	33
Snow:	8
Rain:	75
Clear:	884
Total:	1,000

FATAL ACCIDENTS

Number:	1
---------	---

USE OF FORCE 2016

	<u>Jan</u>	<u>Feb</u>	<u>Mar</u>	<u>Apr</u>	<u>May</u>	<u>Jun</u>	<u>Jul</u>	<u>Aug</u>	<u>Sep</u>	<u>Oct</u>	<u>Nov</u>	<u>Dec</u>	<u>Total</u>
<u>Total Number of Use of Force Incidents</u>	0	0	0	1	0	1	0	2	2	0	2	1	9
<u>Persons against whom force was used</u>	0	0	0	1	0	1	0	2	2	0	2	1	9
<u>Involving Officer use of Physical Force</u>	0	0	0	4	0	1	0	5	4	0	5	2	21
<u>Involving Officer use of Mechanical Force</u>	0	0	0	0	0	0	0	0	0	0	0	0	0
<u>Involving Officer use of Deadly Force</u>	0	0	0	0	0	0	0	0	0	0	0	0	0

January	-
February	-
March	-
April	16-13733
May	-
June	16-20783
July	-
August	16-26071 / 16-26246
September	16-29736 / 16-31390
October	-
November	16-35331 / 16-37773
December	16-38080