

PRINCETON POLICE
DEPARTMENT
CHIEF'S MONTHLY REPORT



NOVEMBER
2015

TABLE OF CONTENTS

JUVENILE REPORT	1
SAFE NEIGHBORHOOD BUREAU REPORT	2
ARRESTS	3
UNIFORM CRIME REPORT TOTAL	5
POLICE SERVICE CALLS	7
OFFENSES	9
NON-CRIMINAL	11
SUMMONSES	14
PARKING VIOLATIONS	16
ORDINANCE VIOLATIONS	18
OVERTIME	20
OFFICER AVAILABILITY	23
CALL BREAKDOWN REPORT	**
ACCIDENT BREAKDOWN	24
GENDER/ETHNICITY REPORT	26
USE OF FORCE REPORT	27
K-9 REPORT	28

** Unable to generate report due to software problem, will return next month



Princeton Police Department

1 Valley Road, Princeton, NJ 08540

Phone: (609)921-2100 / Fax: (609)924-8197

Juvenile Report November 2015

Juveniles Petitioned to Family Court

A 16 year old boy was found in possession of marijuana and drug paraphernalia in Community Park South.

A 17 year old boy was found to be under the Influence of marijuana in Community Park South.

A 15 year old boy was found to be in possession of marijuana and drug paraphernalia while on school property after hours.

Family Crisis/Juvenile Mental Health

A seventeen year old female was missing from her home. Upon her return she verbalized suicidal ideations and was transported to the hospital for evaluation.



SAFE NEIGHBORHOOD BUREAU REPORT

NOVEMBER 2015

November 3rd

- Presentation on Social Media to the PTO group at Stuart Country Day School.

November 5th

- Meeting with Hun School administration & faculty about lockdown procedures.
- Princeton Alcohol and Drug Alliance meeting.

November 11th

- Assisted with the Veteran's Day Memorial Service (Mercer St./Nassau St.)
- Presentation on internet safety at the Friends School.

November 12th

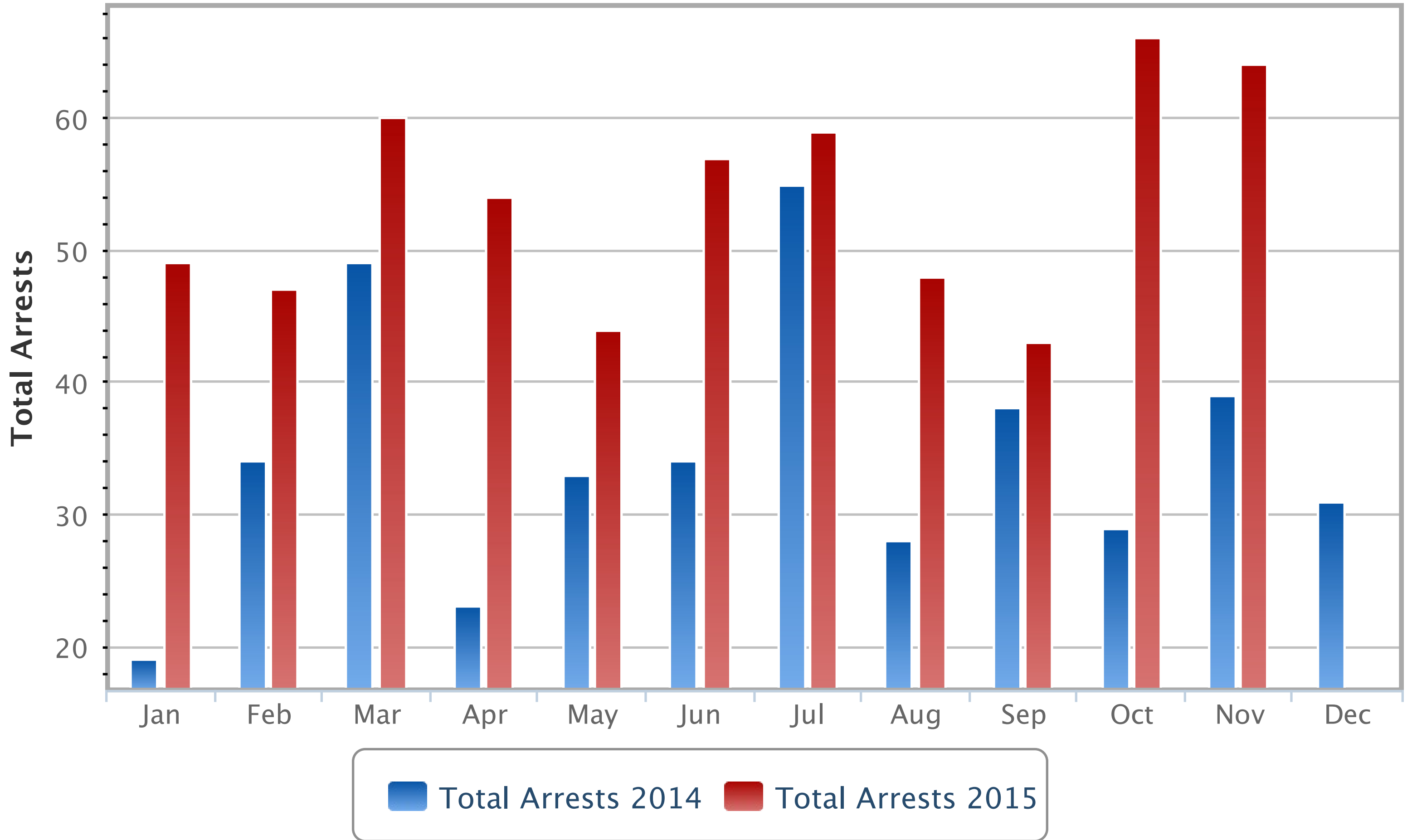
- Lockdown drill and debriefing at the Hun School.
- Physical Training instructors meeting at Mercer County Police Academy.
- Presentation at Elm Court about dealing with people with mental illness.

November 16th-18th

- Field Training Officer Course (Scotch Plains, NJ).

*SNB installed and inspected 5 car seats.

Total Arrests



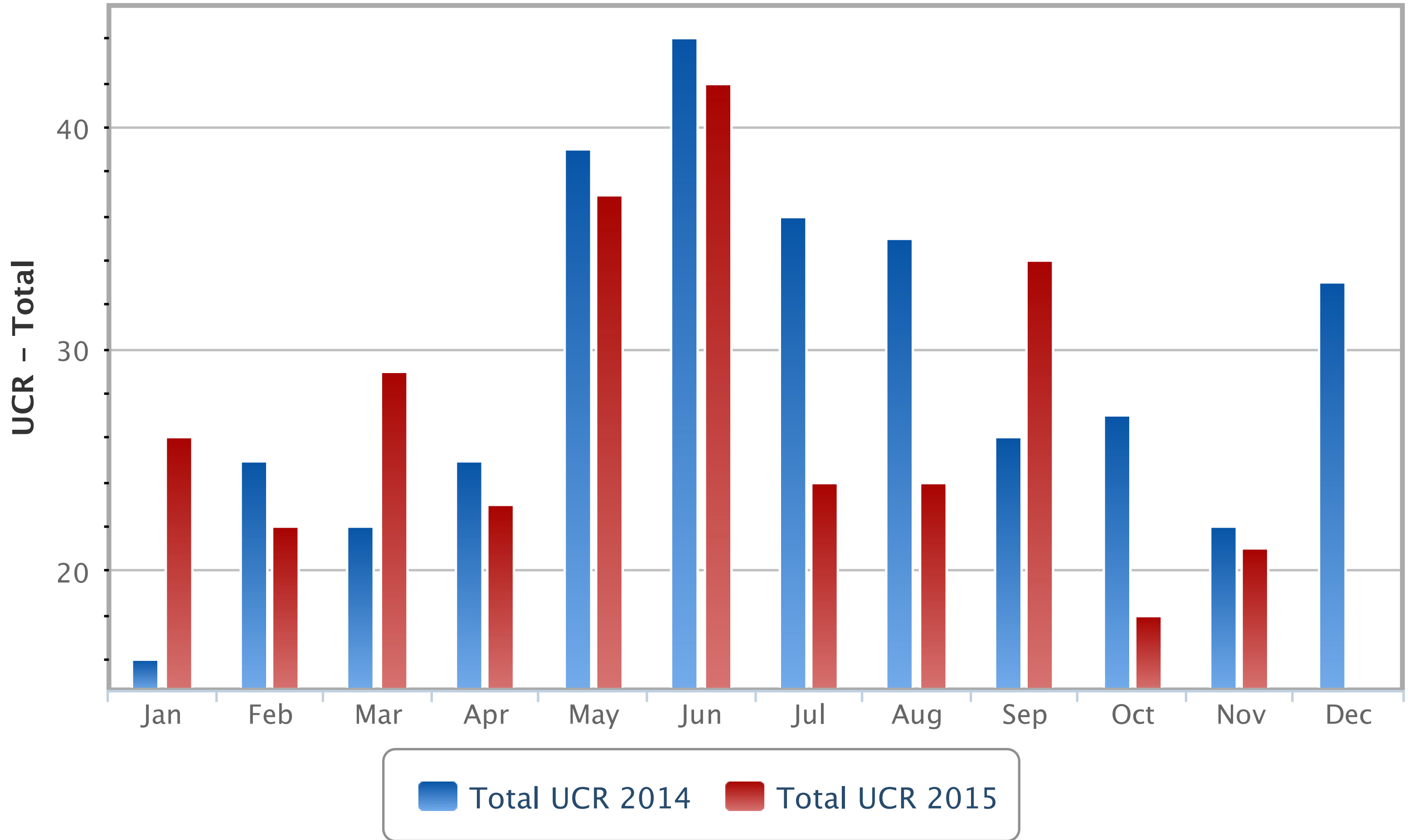
2015 TOTAL ARRESTS

	Jan	Feb	March	April	May	June	July	Aug	Sept	Oct	Nov	Dec	YTD 2015
Arrests	49	47	60	54	44	57	59	48	43	66	64		591

2014 TOTAL ARRESTS

	Jan	Feb	March	April	May	June	July	Aug	Sept	Oct	Nov	Dec	Total
Arrests	19	34	49	23	33	34	55	28	38	29	39	31	412

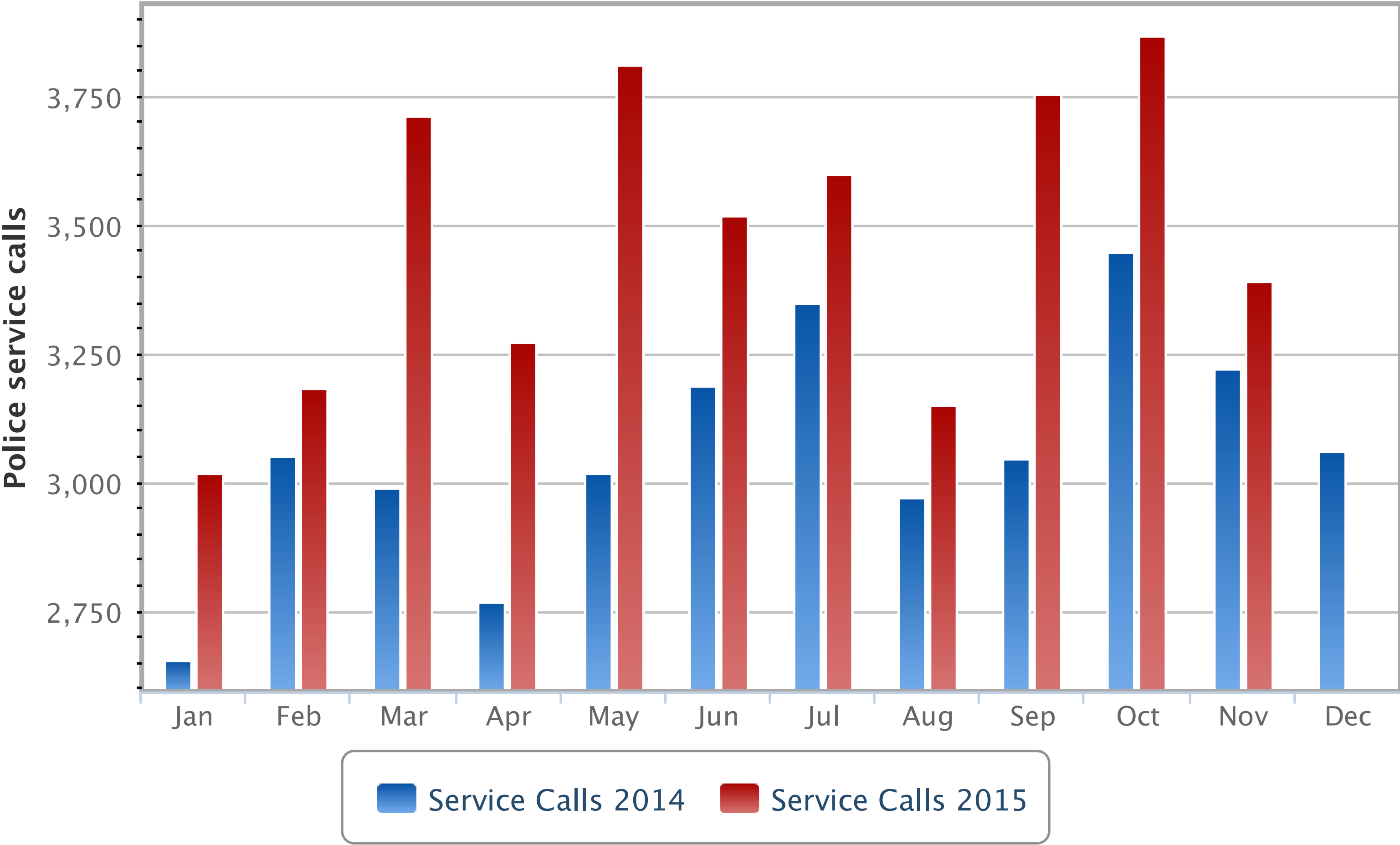
Total UCR



NOVEMBER UCR

UCR TYPE	NOVEMBER 2014	NOVEMBER 2015	YTD 2015
Arson	0	0	0
Assault	6	4	51
Burglary	2	3	42
Homicide	0	0	0
Larceny	16	14	200
Motor Vehicle Theft	1	0	4
Rape	0	0	1
Robbery	2	0	2
TOTAL	27	21	300

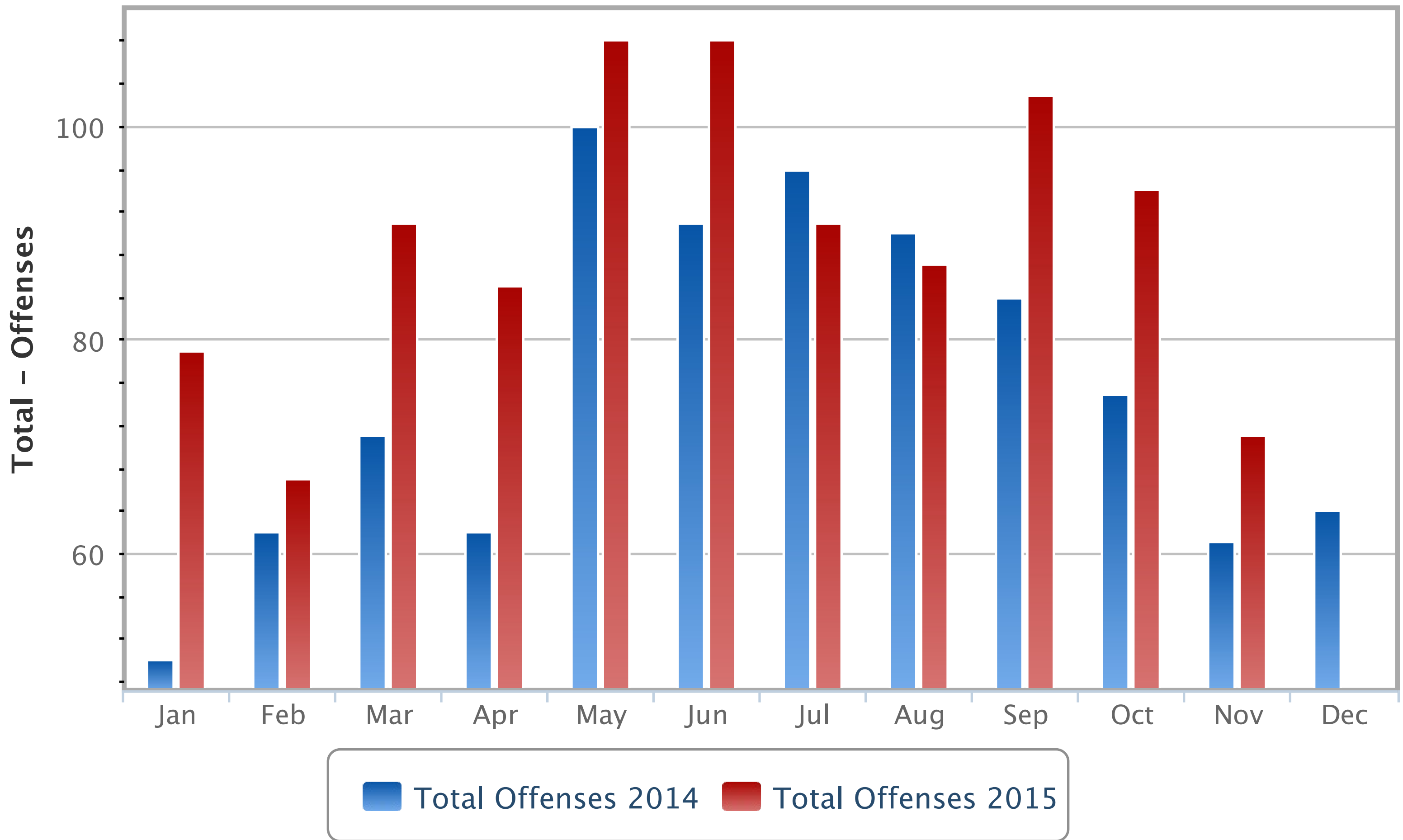
Service Calls Total



SERVICE CALLS

Service Calls	Jan	Feb	March	April	May	June	July	Aug	Sept	Oct	Nov	Dec
2015	3,017	3,181	3,711	3,273	3,812	3,517	3,598	3,150	3,736	3,865	3,388	
2014	2,653	3,049	2,987	2,769	3,017	3,185	3,347	2,969	3,044	3,447	3,219	3,058

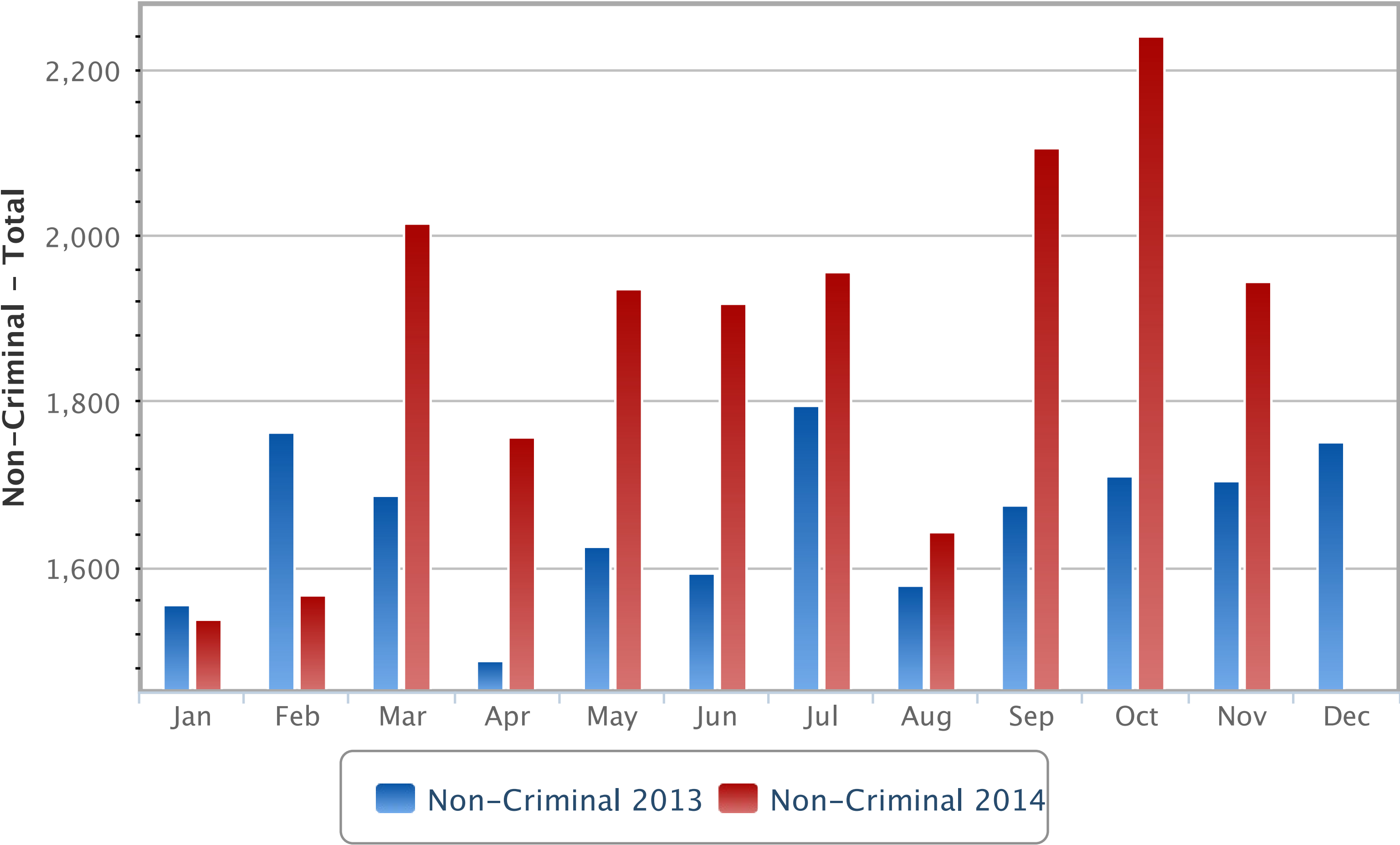
Total Offenses



NOVEMBER OFFENSES

OFFENSE TYPE	NOVEMBER 2014	NOVEMBER 2015	YTD 2015
Assault/Aggravated	0	1	9
Assault/Simple	6	3	42
Burglary	2	3	42
Criminal Mischief	6	6	82
DUI	4	4	50
Fraud	5	6	56
Harassment	18	12	139
Juvenile Family Crisis	1	0	18
Motor Vehicle Theft	1	0	4
Robbery	2	0	2
Sexual Assault	1	0	8
Shoplifting	1	0	21
Soliciting W/Out Permit	1	0	15
Theft	16	14	199
Theft by Deception	0	2	13
Threat/Improper Influence	0	0	2
Warrant Arrest	11	20	282
TOTAL	75	71	984

Non-Criminal Incidents



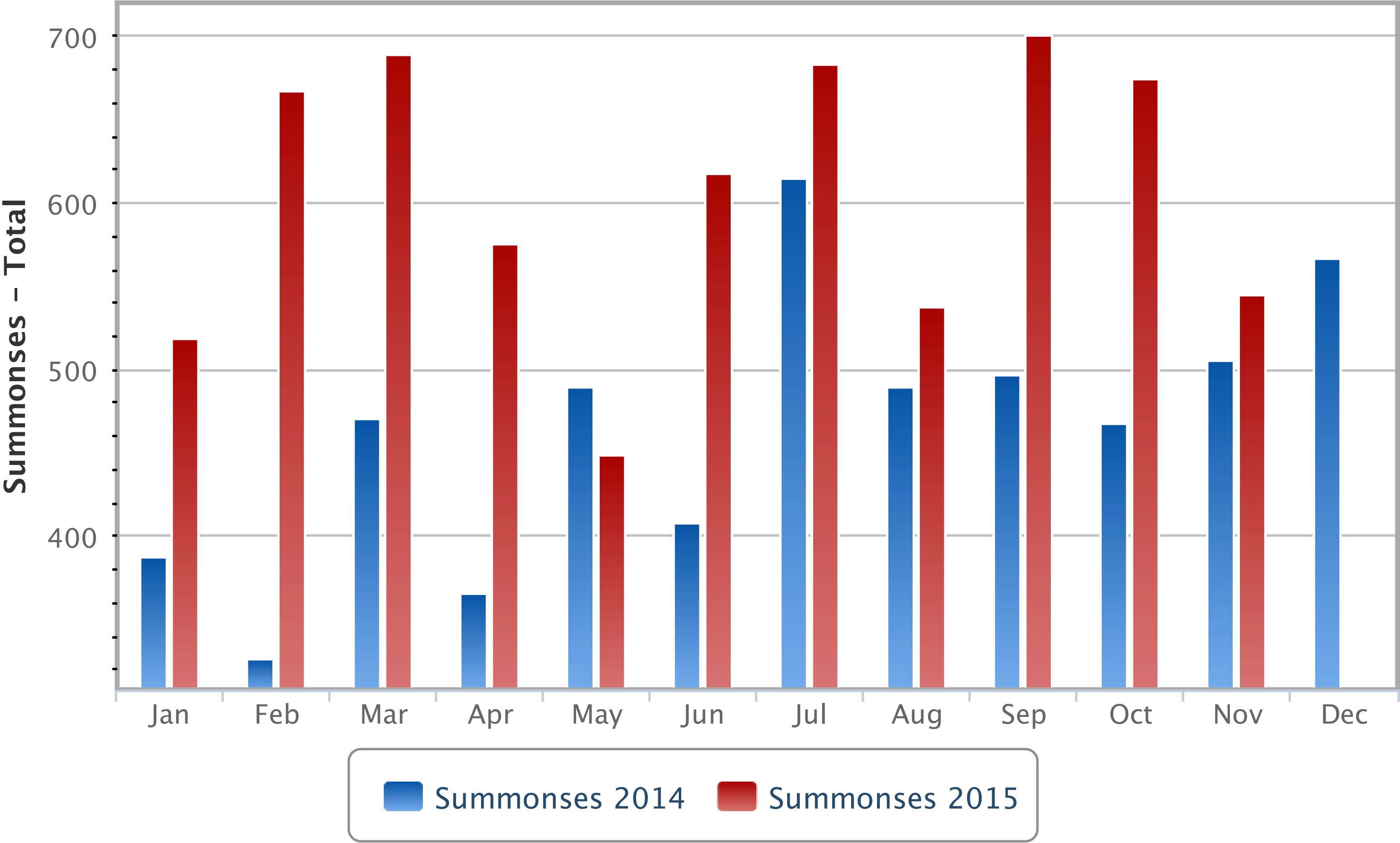
NOVEMBER NON-CRIMINAL INCIDENTS

NON-CRIMINAL INCIDENTS	NOVEMBER 2014	NOVEMBER 2015	YTD 2015
Alarms Auto	2	1	12
Alarms Burglary	2	0	5
Alarms Commercial Burglary	38	42	476
Alarms Commercial Fire	23	14	196
Alarms Fire	7	2	24
Alarms Maintenance	0	0	0
Alarms Medical	4	5	37
Alarms Other	4	6	71
Alarms Panic	17	7	67
Alarms Residential Burglary	77	60	754
Alarms Residential Fire	23	19	171
Animal Complaints	88	27	470
Building Check	5	4	58
Business Disputes	2	0	23
Disabled Vehicle	32	18	379
Emotionally Disturbed Person	5	6	59
Escorts Traffic	0	0	5
Fingerprints	7	8	91
Fire (Other) Odor of Smoke	6	8	66
Fire Commercial	3	0	1
Fire Dwelling	3	0	9
Fire False	0	0	0
Fire Vehicle	0	0	7
Firearms Background	12	10	45
Foot Patrol	15	37	599
Found Bicycles	4	8	40
Found Property	20	11	165
Gas Leaks/Explosion	4	4	39
Intoxicated Person	0	4	20
Landlord/Tenant	0	1	7
Littering	0	0	5
Lockout/MV	19	12	167
Lockout/Residence	4	1	14
Lost Property	9	5	73
Medical Call	211	193	1,931
Missing Person	5	2	35
Motor Vehicle Complaint	20	12	119
Motor Vehicle Incident	14	0	49

NOVEMBER NON-CRIMINAL INCIDENTS

NON-CRIMINAL INCIDENTS	NOVEMBER 2014	NOVEMBER 2015	YTD 2015
Motor Vehicle Stop	613	984	9,627
MVA	0	0	0
MVA Involving Injury	10	9	99
MVA No Injury	84	66	750
MVA No Report	8	4	48
MVA With Bicycle	0	2	11
MVA With Deer	9	8	30
MVA With Pedestrian	2	1	21
Noise Complaint	26	14	188
Notifications	11	6	83
Parking Complaints	63	57	752
Prisoner Transport	6	2	14
School Crossing	54	108	634
School Detail	6	46	681
Service of Subpoena	0	0	4
Suspicious Incidents	33	30	308
Suspicious Package	0	0	0
Suspicious Person	8	18	172
Suspicious Vehicle	26	19	240
Traffic Hazard	20	9	93
Tree Down	2	3	50
Unattended Death	1	1	14
Unwanted Person	3	3	55
Urinating in Public	8	1	9
Vacant House Check	7	6	180
Welfare Check	18	18	191
Wire/Pole Down	6	3	77
Non-Criminal – TOTAL	1,709	1,945	20,620

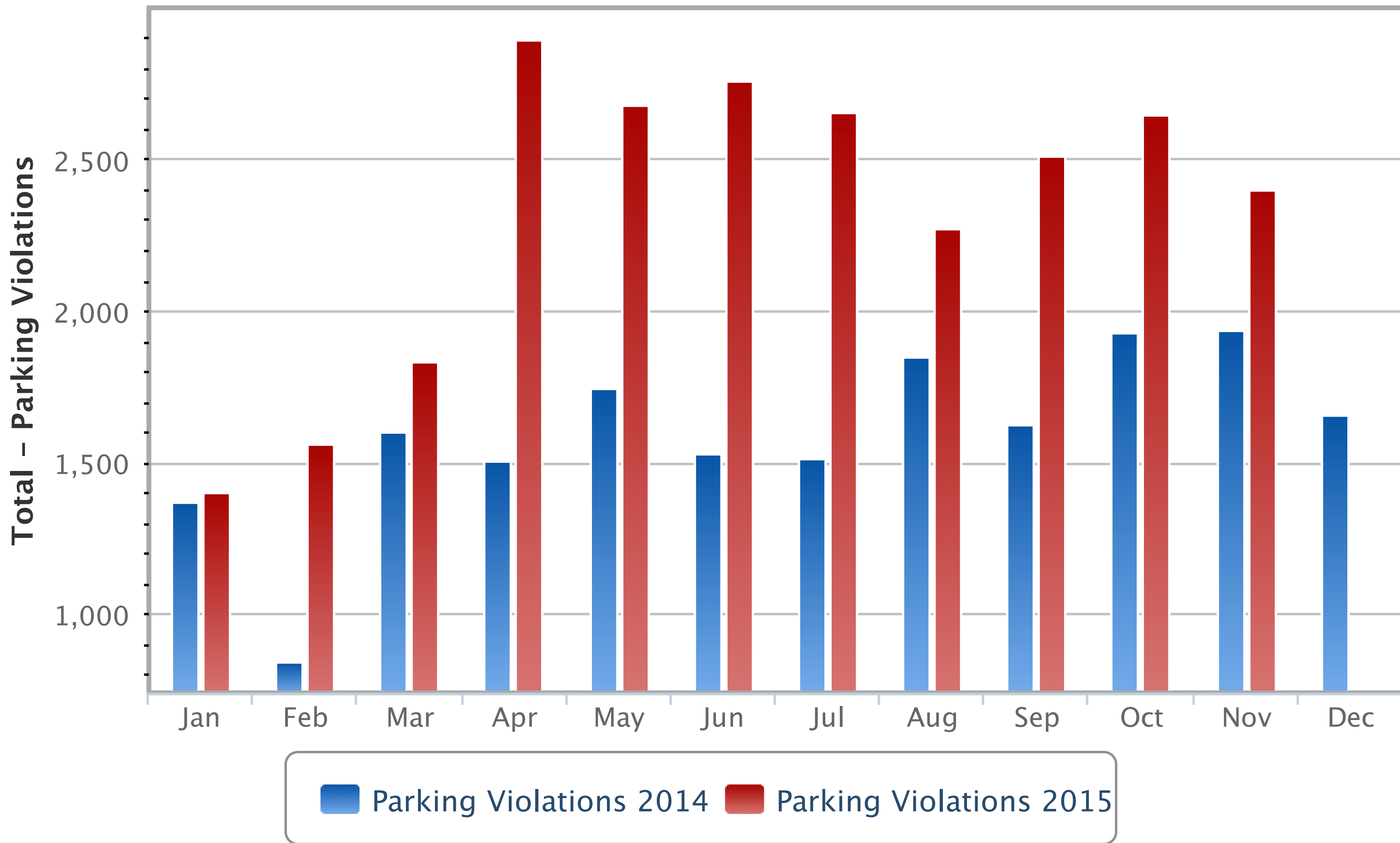
Summonses - Total



NOVEMBER SUMMONSES

SUMMONS TYPE	NOVEMBER 2014	NOVEMBER 2015	YTD 2015
All Other	148	182	2,093
Careless Driving	59	32	438
Cell Phone	18	10	205
Driving While Intoxicated	4	4	51
Driving While Suspended	11	36	415
Failure to Exhibit Documents	12	16	191
Failure to Inspect	22	29	409
Failure to Wear Seatbelt	8	27	297
Failure to Yield to Pedestrian in Crosswalk	7	4	81
Maintenance of Lamps	8	29	299
Speeding	101	57	839
Uninsured Motorist	8	15	159
Unlicensed Driver	8	13	196
Unregistered Vehicle	54	91	982
Total Summonses	468	545	6,655

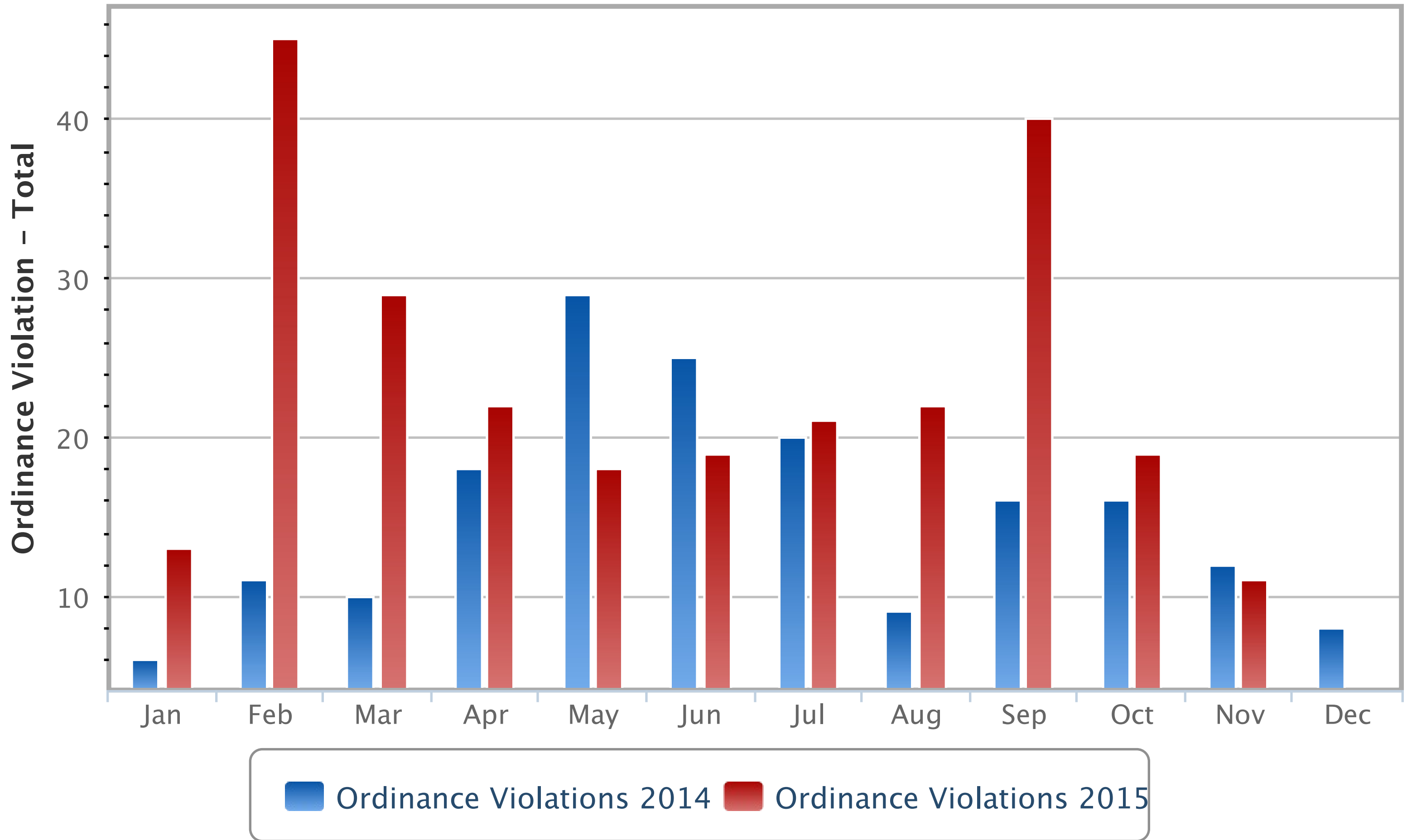
Total Parkinig Violations



NOVEMBER PARKING VIOLATIONS

PARKING ORDINANCE	NOVEMBER 2014	NOVEMBER 2015	YTD 2015
All Others	183	109	1,432
Bus Zone	1	4	46
Loading Zone	28	7	318
Meter Feeding	26	5	53
Meters	1,308	1,992	20,285
No Parking Zones/Anytime	59	2	452
Park Between 2AM & 6AM in Municipal Yard	0	2	31
Parking Limit 2 hrs Between 8AM & 6PM	91	16	609
Parking in Handicapped Space	0	5	41
Parking Between 2AM & 6AM 1hr Limit	195	214	1,875
Parking Within Designated Parking Stalls	34	46	461
Total - Parking Violations	1,925	2,402	25,603

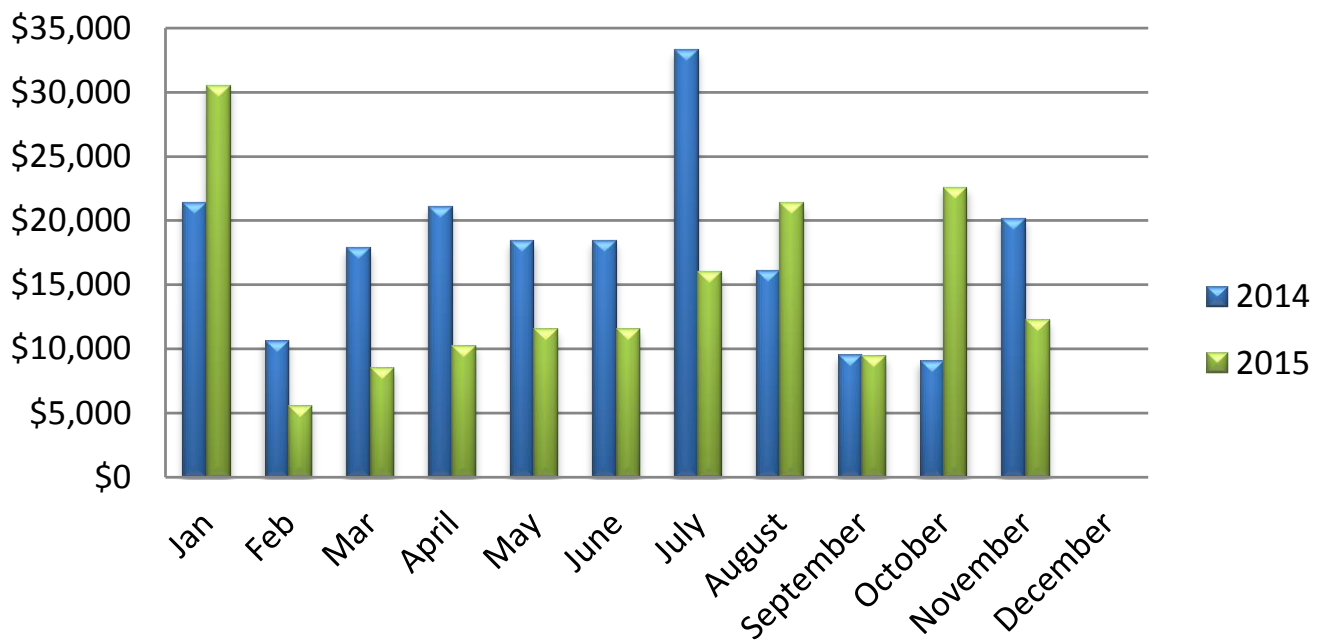
Ordinance Violations



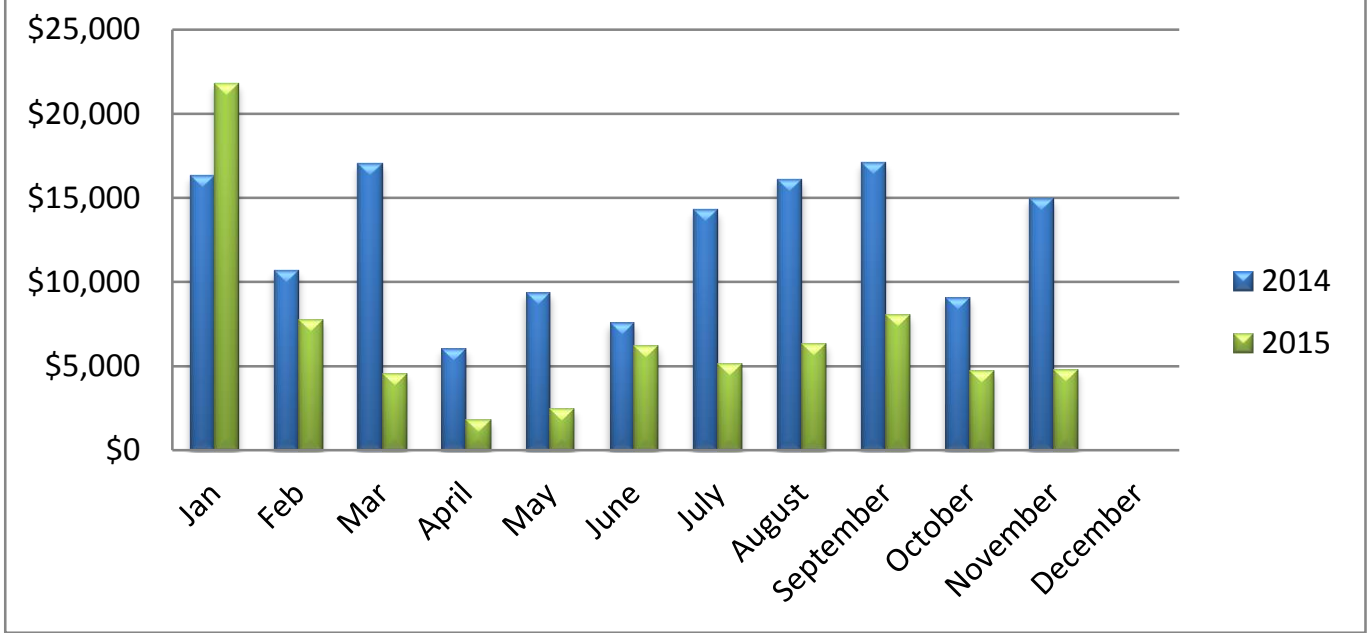
NOVEMBER ORDINANCE VIOLATIONS

ORDINANCE VIOLATION	NOVEMBER 2014	NOVEMBER 2015	YTD 2015
Bicycles/Skateboards Prohibited	0	0	2
Consumption Alcohol in Park	0	0	1
Disorderly Conduct	1	1	6
Dog Without a Leash	0	0	1
Failure to Remove Snow	0	0	50
In Park After Hours	0	0	11
Left Turn Prohibited	0	0	4
Littering	1	0	20
No U-Turn	0	0	0
Noise Complaint	0	0	7
Open Container	2	0	11
Other	1	1	20
Overweight Vehicle	3	5	88
Urinating in Public	8	4	38
Total - Ordinance Violations	16	11	259

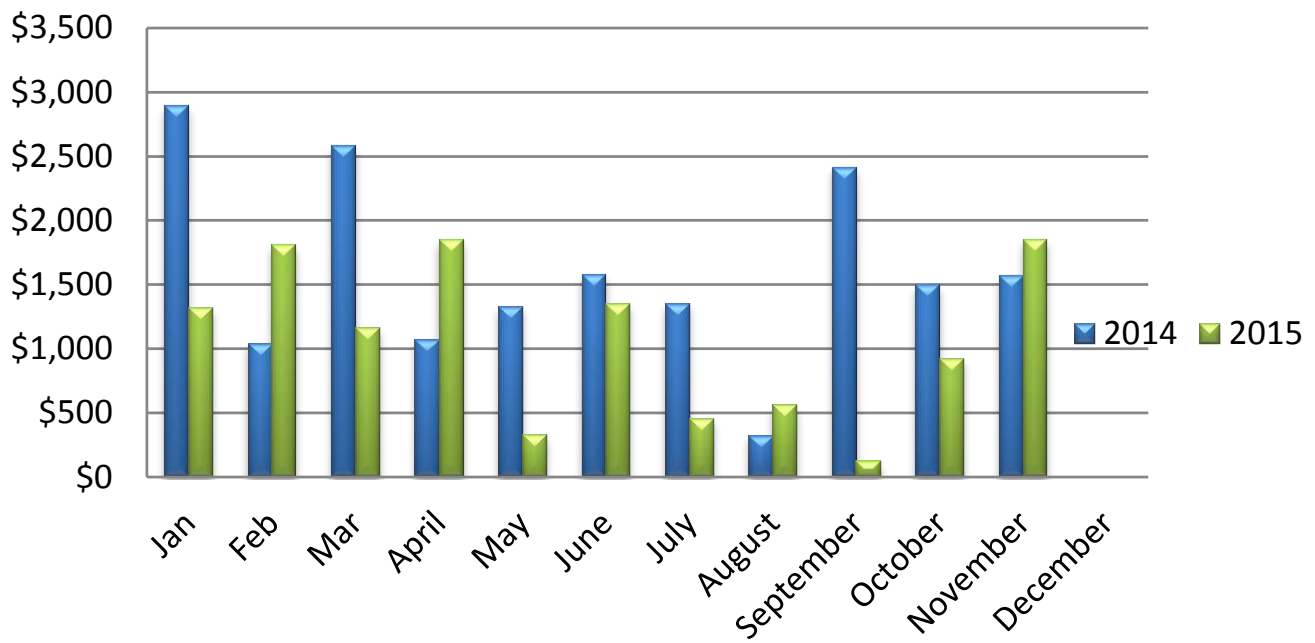
Patrol Overtime

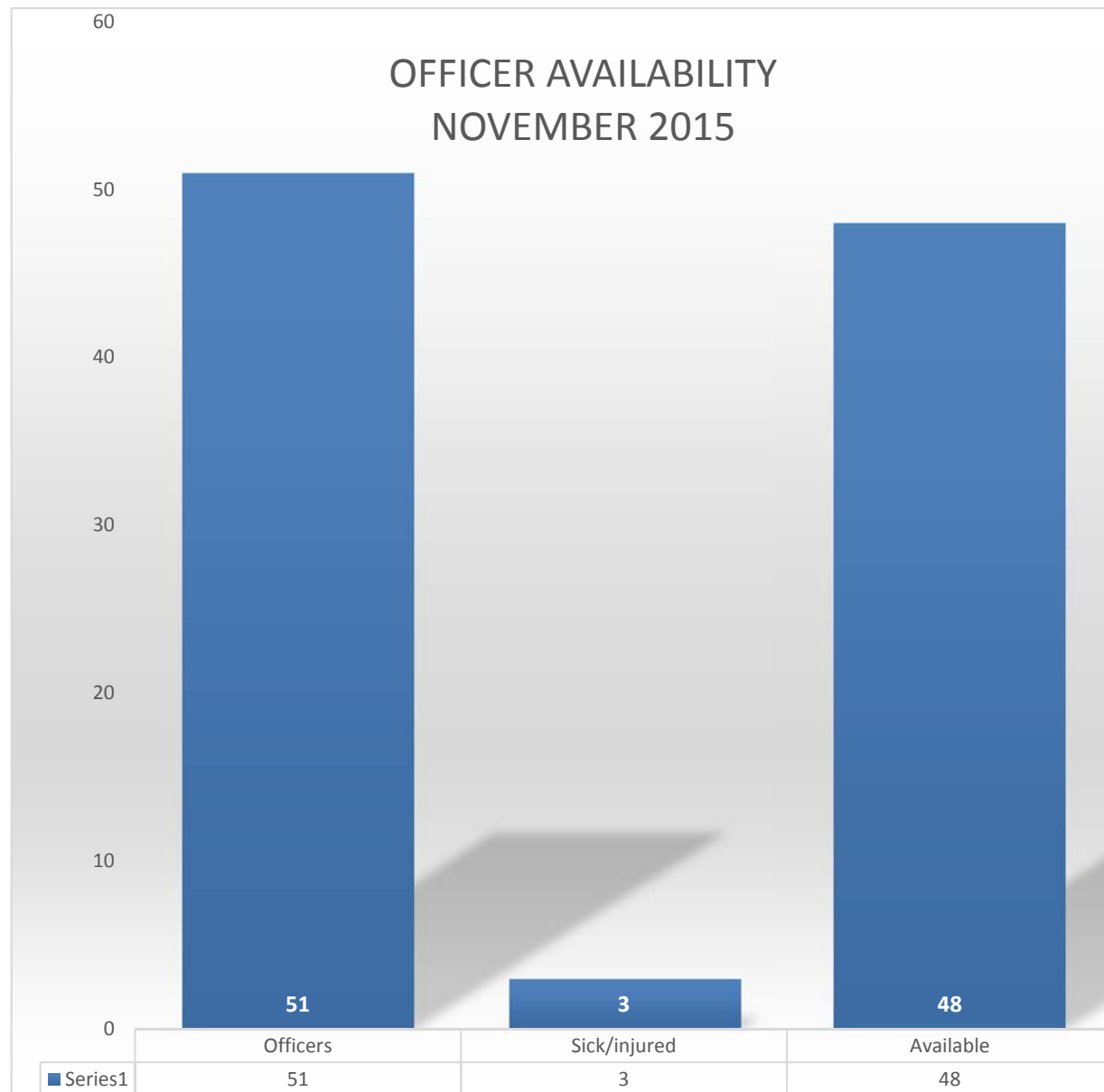


Dispatch Overtime



Detective Overtime





**2015 MOTOR VEHICLE
ACCIDENT STATISTICS**

VEHICLES INVOLVED

Number: 1,557

INJURIES INVOLVED

Number: 167

ACCIDENTS WITH INJURIES

Number: 131

PROPERTY DAMAGE ACCIDENTS

Number: 75

DRIVERS INVOLVED

Unknown: 61
Male: 798
Female: 698
Total: 1,557

DAYLIGHT/DARKNESS

Daylight: 692
Darkness: 131
Unknown: 0
Total: 823

ROAD CONDITIONS

Dry: 661
Wet: 96
Snow: 41
Ice: 15
Other: 10
Total: 823

ACCIDENTS INVOLVING DEER

Investigated by PD: 27
Not Investigated: 0
Total: 27

SUMMONS ISSUED

Number: 698

**ACCIDENTS INVOLVING
PEDESTRIANS**

Injury: 18
Non-Injury: 2
Fatal: 0
Other: 0

**ACCIDENTS INVOLVING
BICYCLISTS**

Injury: 11
Non-Injury: 3
Fatal: 0
Other: 0

NUMBER OF ACCIDENTS BY DAY

Unknown:	0
Monday:	121
Tuesday:	145
Wednesday:	116
Thursday:	135
Friday:	148
Saturday:	92
Sunday:	66
Total:	823

TIMES OF DAY

0001 – 0100:	3
0101 – 0200:	8
0201 – 0300:	1
0301 – 0400:	3
0401 – 0500:	3
0501 – 0600:	2
0601 – 0700:	14
0701 – 0800:	35
0801 – 0900:	64
0901 – 1000:	50
1001 – 1100:	60
1101 – 1200:	46
1201 – 1300:	52
1301 – 1400:	68
1401 – 1500:	58
1501 – 1600:	92
1601 – 1700:	63
1701 – 1800:	70
1801 – 1900:	47
1901 – 2000:	26
2001 – 2100:	19
2101 – 2200:	17
2201 – 2300:	15
2301 – 2400:	7
Total:	823

**ACCIDENTS INVOLVING
MOTORCYCLES**

Injury:	1
Non-Injury:	0
Fatal:	0
Other:	0

**ACCIDENTS WITH INJURIES
OR \$500 DAMAGE**

Number:	770
---------	-----

**PRIVATE PROPERTY
LOCATIONS**

Number:	123
---------	-----

WEATHER CONDITIONS

Other:	23
Snow:	33
Rain:	63
Clear:	704
Total:	823

FATAL ACCIDENTS

Number:	1
---------	---



Princeton Police Department

1 Valley Road, Princeton, NJ 08540

Phone: 609-921-2100 Fax: 609-924-8197 Mun. Code: 1110

Gender & Ethnicity Report - MV Stops for 2015

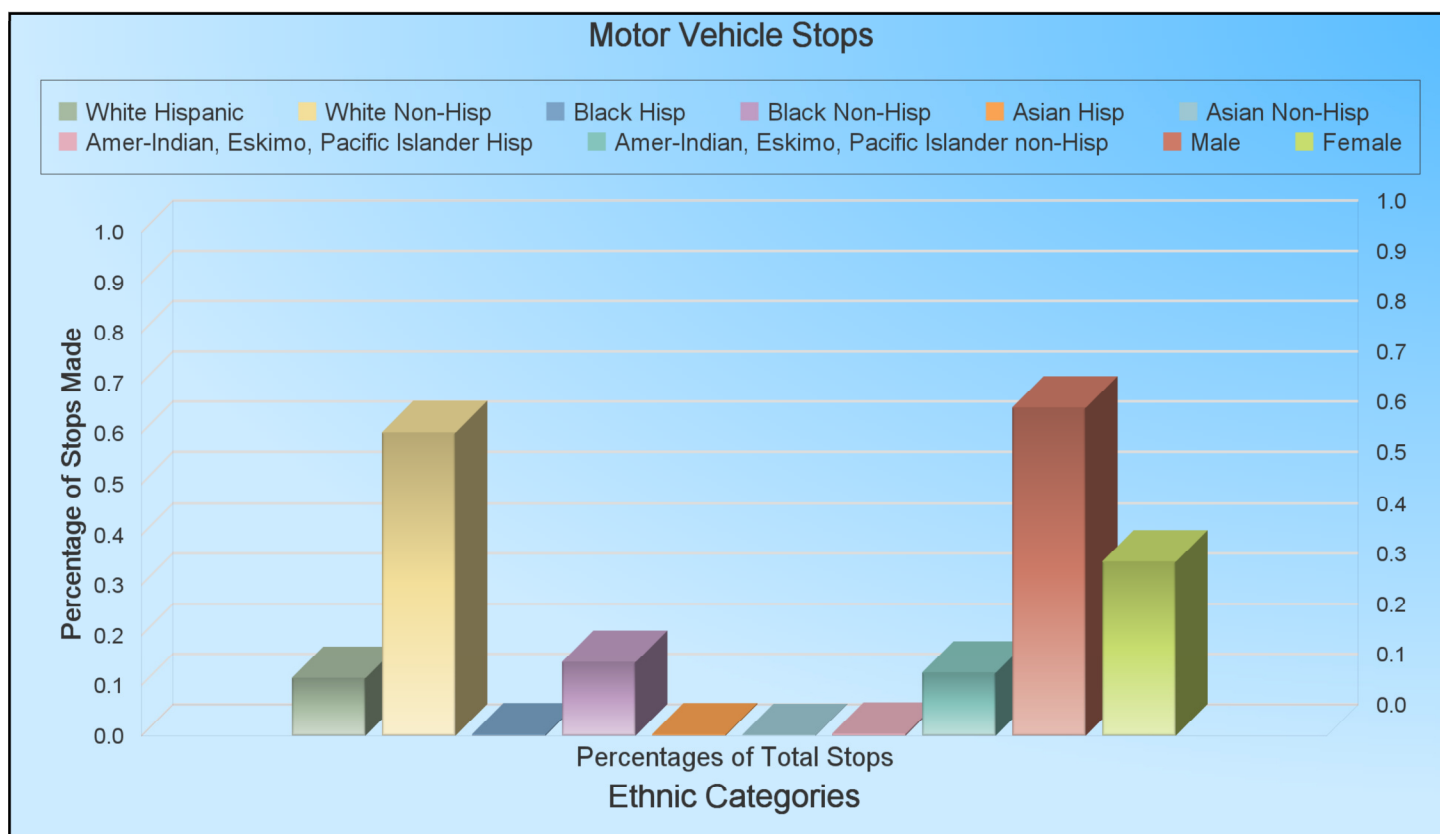


All Officers

Total MV Stops: 10,564

Gender / Ethnic breakdown shown in percentages of overall number of MV Stops

Race Code	Total #	Percentage
White Hisp.	1,210	11.45%
White Non Hisp.	6,361	60.21%
Black Hisp.	32	0.30%
Black Non-Hisp.	1,557	14.74%
Native Amer/Eskimo Hisp	30	0.28%
Native Amer/Eskimo Non-Hisp	10	0.09%
Asian Hisp.	36	0.34%
Asian Non-Hisp	1,326	12.55%
Male	6,869	65.02%
Female	3,667	34.71%



USE OF FORCE 2015

	<u>Jan</u>	<u>Feb</u>	<u>Mar</u>	<u>Apr</u>	<u>May</u>	<u>Jun</u>	<u>Jul</u>	<u>Aug</u>	<u>Sep</u>	<u>Oct</u>	<u>Nov</u>	<u>Dec</u>	<u>Total</u>
<u>Total Number of Use of Force Incidents</u>	1	0	0	4	2	3	0	1	0	0	0		
<u>Persons against whom force was used</u>	1	0	0	4	2	3	0	1	0	0	0		
<u>Involving Officer use of Physical Force</u>	0	0	0	6	3	5	0	5	0	0	0		
<u>Involving Officer use of Mechanical Force</u>	2	0	0	0	0	0	0	0	0	0	0		
<u>Involving Officer use of Deadly Force</u>	0	0	0	0	0	0	0	0	0	0	0		

January	15-1930
February	-
March	-
April	15-10079, 15-10449, 15-12635, 15-13042A
May	15-13442, 15-15971
June	15-17782, 15-17846, 15-19076
July	-
August	15-24674
September	-
October	-
November	
December	

- ❖ On Monday, November 3, 2015, Cpl. Solovay and K-9 Harris attended K-9 Patrol in-service training at the former Howell Municipal Building in Howell, NJ. The training was hosted and operated by the New Jersey State Police K-9 Training Unit. The training focused on obedience, building searching, criminal apprehension, and tracking.
- ❖ On Tuesday, November 24, 2015, Cpl. Solovay and K-9 Harris assisted in the execution of a search warrant at a residence in Princeton.