


PRINCETON POLICE
DEPARTMENT
CHIEF'S MONTHLY REPORT



JULY
2014

TABLE OF CONTENTS

JUVENILE REPORT	1
SNB REPORT	2
ARRESTS	3
UCR TOTAL	5
POLICE SERVICE CALLS	7
OFFENSES	9
NON-CRIMINAL	11
SUMMONSES	14
PARKING VIOLATIONS	16
ORDINANCE VIOLATIONS	18
OVERTIME	20
OFFICER AVAILABILITY	23
GENDER/ETHNICITY REPORT	24
UCR STATEWIDE COMPARISON	25



Princeton Police Department

1 Valley Road, Princeton, NJ 08540

Detective Annette Henderson

Phone: (609)921-2100 x1818

Fax: (609)688-2047

Juvenile Report-July 2014

Juveniles Petitioned in Family Court

A sixteen year old female was charged with Possession of CDS (marijuana) and Possession of Drug Paraphernalia after she was located in the woods with three other individuals. Police responded to a report of suspicious individuals which led to the discovery.

Curbside Warnings

A fifteen year old boy shoved his eighteen year old brother in Hind's Plaza after accusing him of spending time with his ex-girlfriend. No injury occurred and the juvenile was left in the custody of his father who was on scene.

Family Crisis or Mental Health Incidents

A mother reported her seventeen year old son was verbally abusive, did not follow household rules and was not complying with school ordered substance abuse counseling. Detective Henderson held a conference with the mother and son to aid in refocusing him and he returned to the required counseling.

DCP&P Referrals (formerly DYFS)

A school official reported that a 29 year old male was spending time late into the night with two male students ages 12 and 13 years old, causing them to have excessive absences from school. The boys denied inappropriate or criminal behavior by the adult in question and the investigation was turned over to DCP&P.

SAFE NEIGHBORHOOD BUREAU ACTIVITY REPORT

JULY 2014

July 1st- SNB held a preparation meeting with the Recreation Department to discuss the upcoming Community Night Out.

July 3rd- SNB met with Deanna Stockton to discuss several bicycle safety issues. They also discussed the creation and implementation of a bicycle registration program.

July 10th- SNB took part in a presentation to the Human Services Summer Youth Program. It was a general discussion about the police profession, what some of our responsibilities are, and the various bureaus within the department.

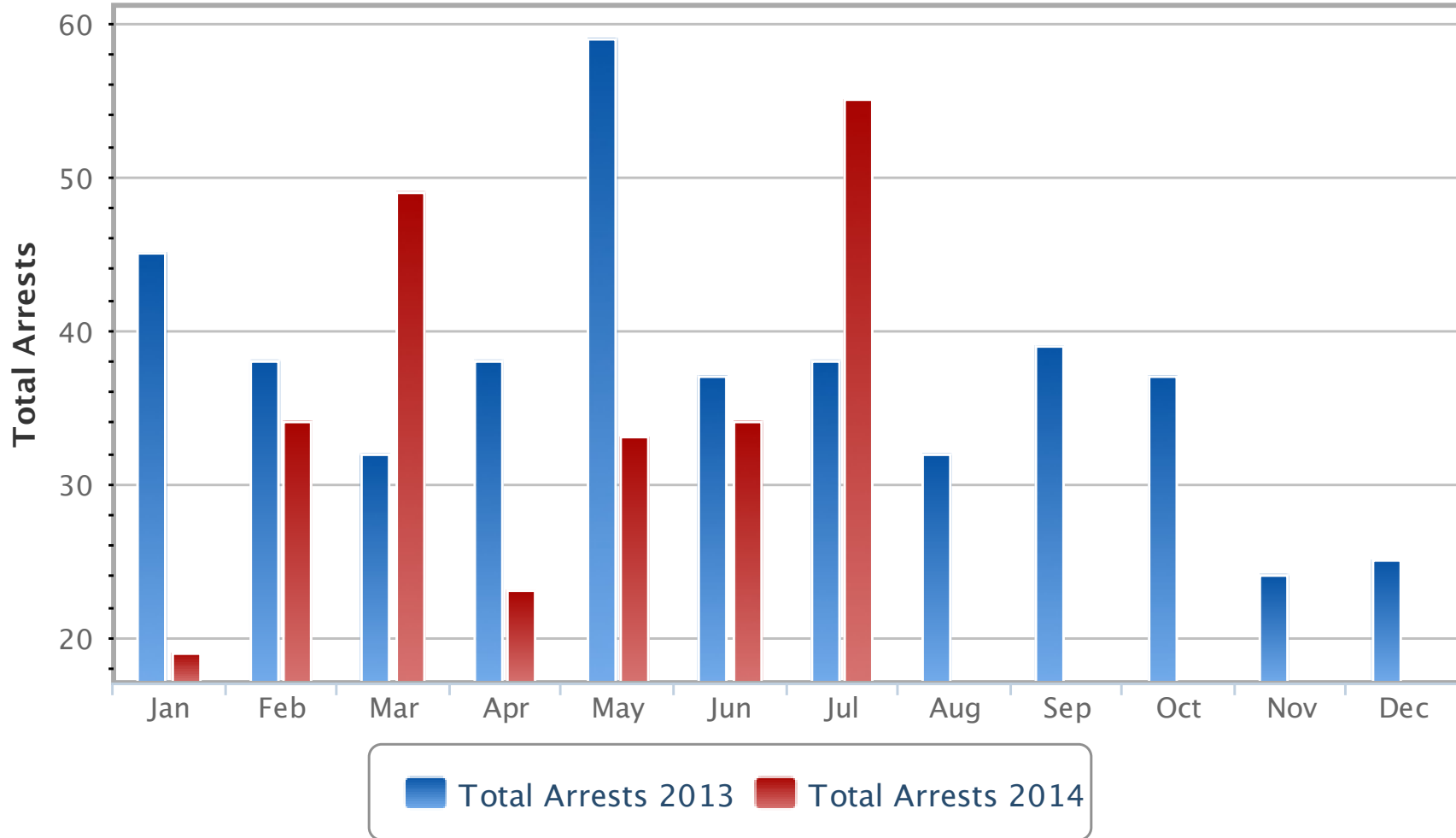
July 10th- SNB attended the annual Palmer Square Waiters Race.

July 18th- SNB conducted a police station tour for the YWCA foreign student group. The group consisted of approximately 10-15 foreign students from China.

***During the month of July SNB generated 21 cases for foot patrol, all of which was conducted in the central business district.

***During the month of July SNB made a total of 7 arrests.

Total Arrests 2014



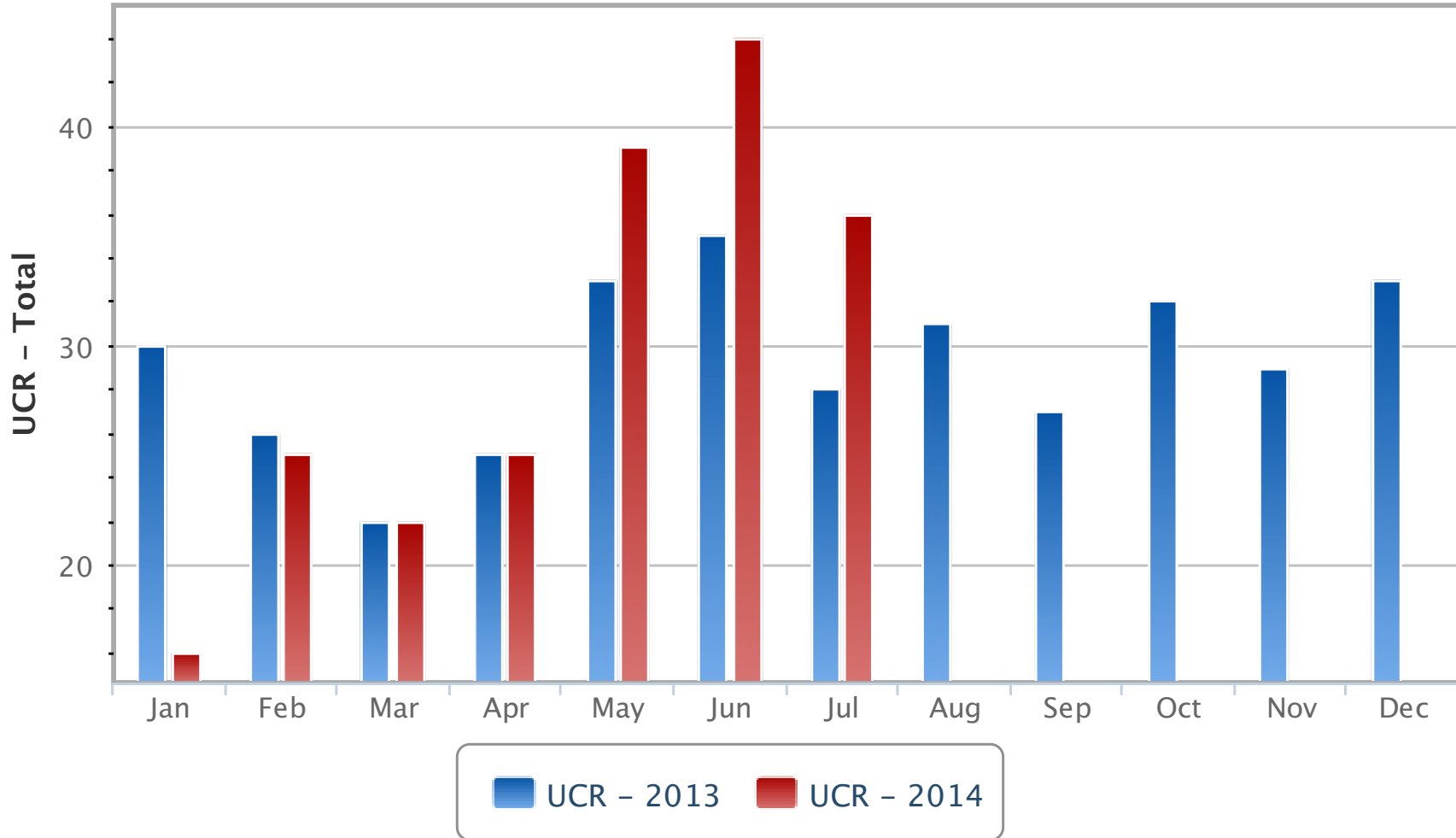
2014 Total Arrests

	Jan	Feb	March	April	May	June	July	Aug	Sept	Oct	Nov	Dec	YTD 2014
Arrests	19	34	49	23	33	34	55						247

2013 Total Arrests

	Jan	Feb	March	April	May	June	July	Aug	Sept	Oct	Nov	Dec	Total
Arrests	45	38	32	38	59	37	38	32	39	37	24	25	444

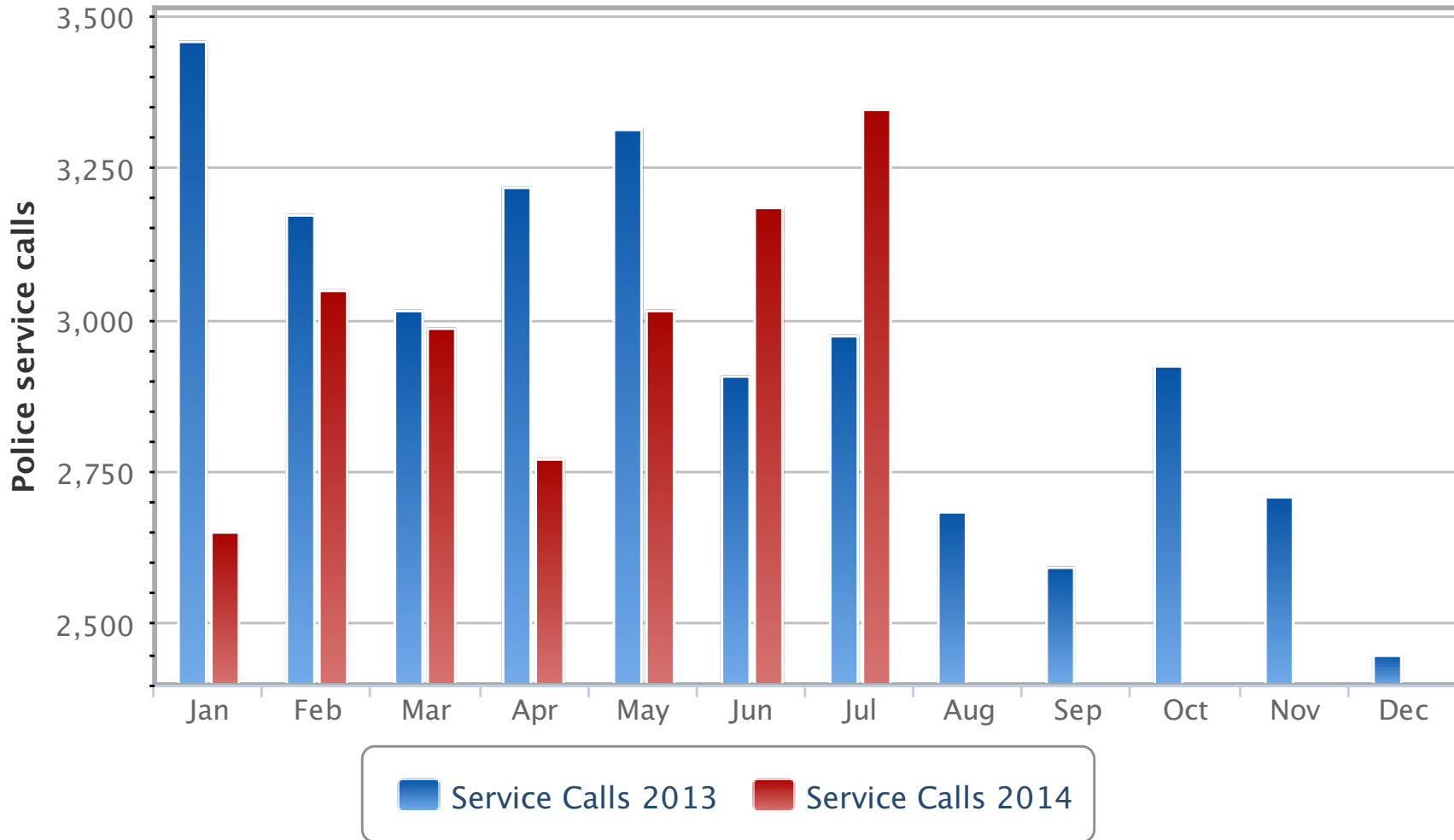
UCR – Total 2014



JULY UCR

UCR TYPE	JULY 2013	JULY 2014	YTD 2014
Arson	0	0	0
Assault	0	3	41
Burglary	7	6	36
Homicide	0	0	0
Larceny	19	27	125
Motor Vehicle Theft	0	0	1
Rape	1	0	1
Robbery	1	1	4
TOTAL	28	36	207

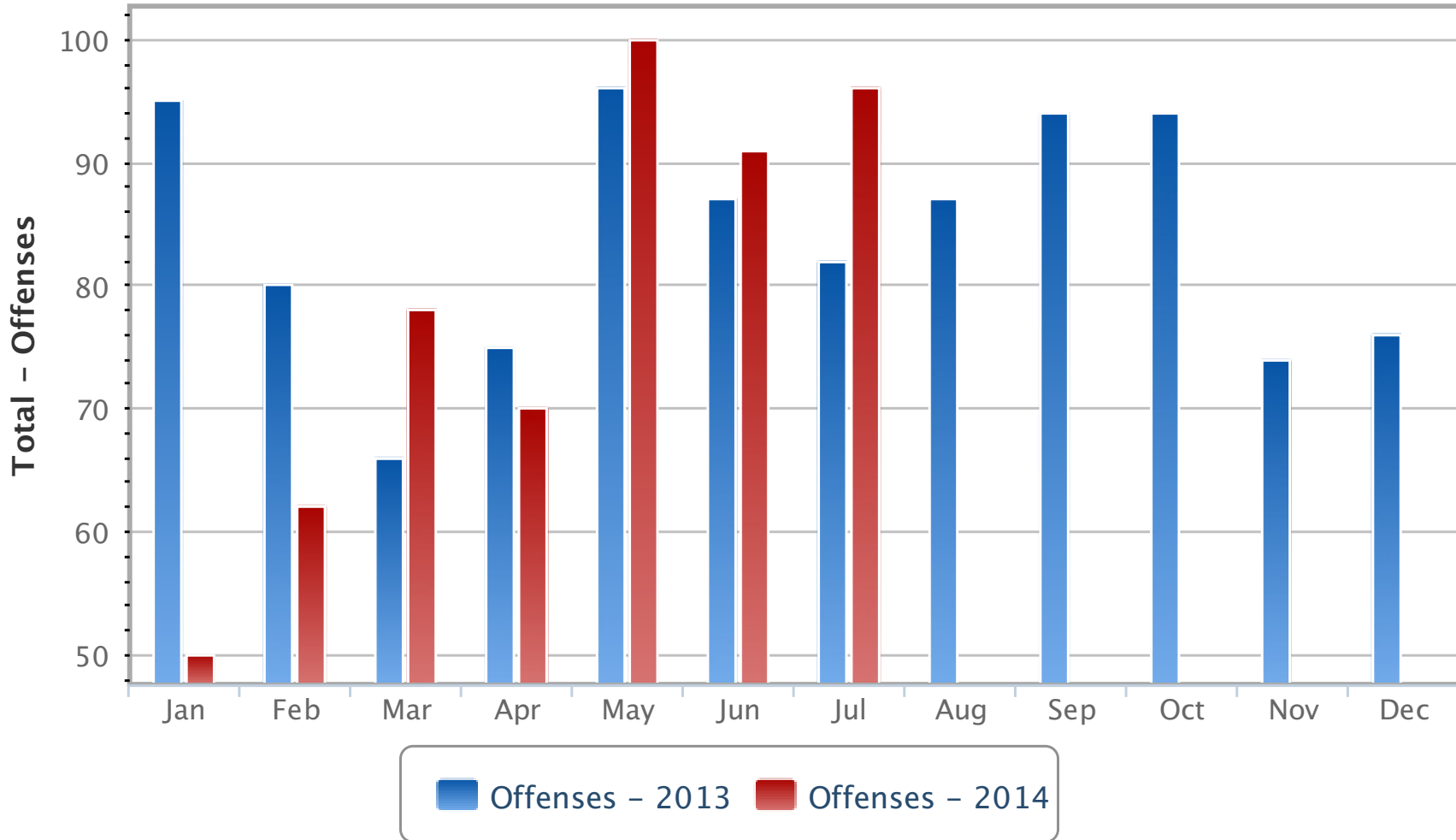
Police service calls 2014



Service Calls

Service Calls	Jan	Feb	March	April	May	June	July	Aug	Sept	Oct	Nov	Dec
2014	2,653	3,049	2,987	2,769	3,017	3,185	3,347					
2013	3,459	3,172	3,015	3,220	3,314	2,907	2,975	2,685	2,591	2,926	2,707	2,449

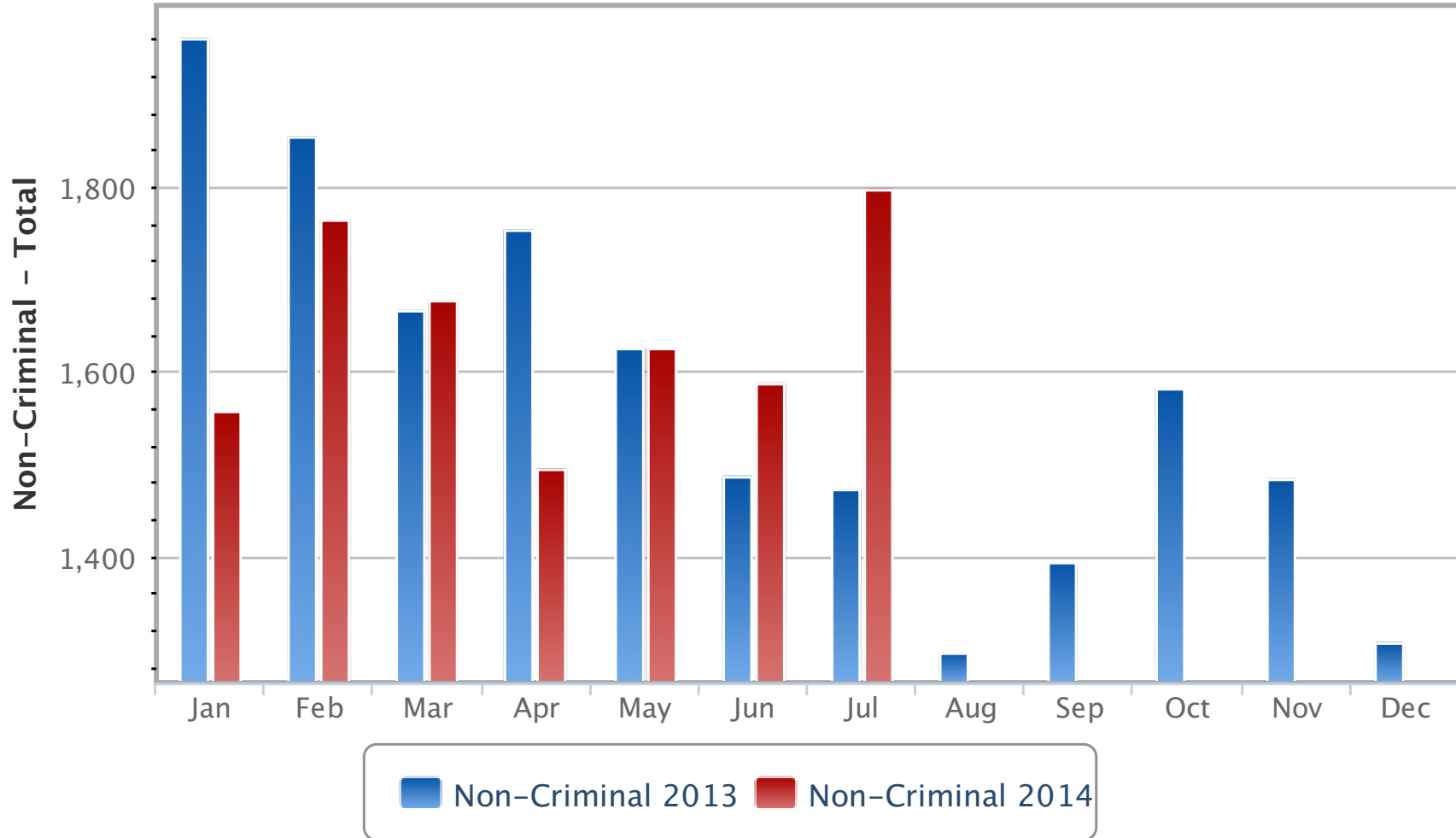
Total – Offenses 2014



JULY OFFENSES

OFFENSE TYPE	JULY 2013	JULY 2014	YTD 2014
Assault/Aggravated	0	0	5
Assault/Simple	0	3	40
Burglary	5	6	35
Criminal Mischief	18	4	43
DUI	5	5	23
Fraud	4	0	23
Harassment	15	17	78
Juvenile Family Crisis	1	1	11
Motor Vehicle Theft	0	0	2
Robbery	0	0	3
Sexual Assault	0	0	7
Shoplifting	2	3	22
Soliciting W/Out Permit	0	2	7
Theft	19	27	122
Theft by Deception	7	1	9
Threat/Improper Influence	0	0	3
Warrant Arrest	6	27	118
TOTAL	82	96	551

Non-Criminal - Total 2014



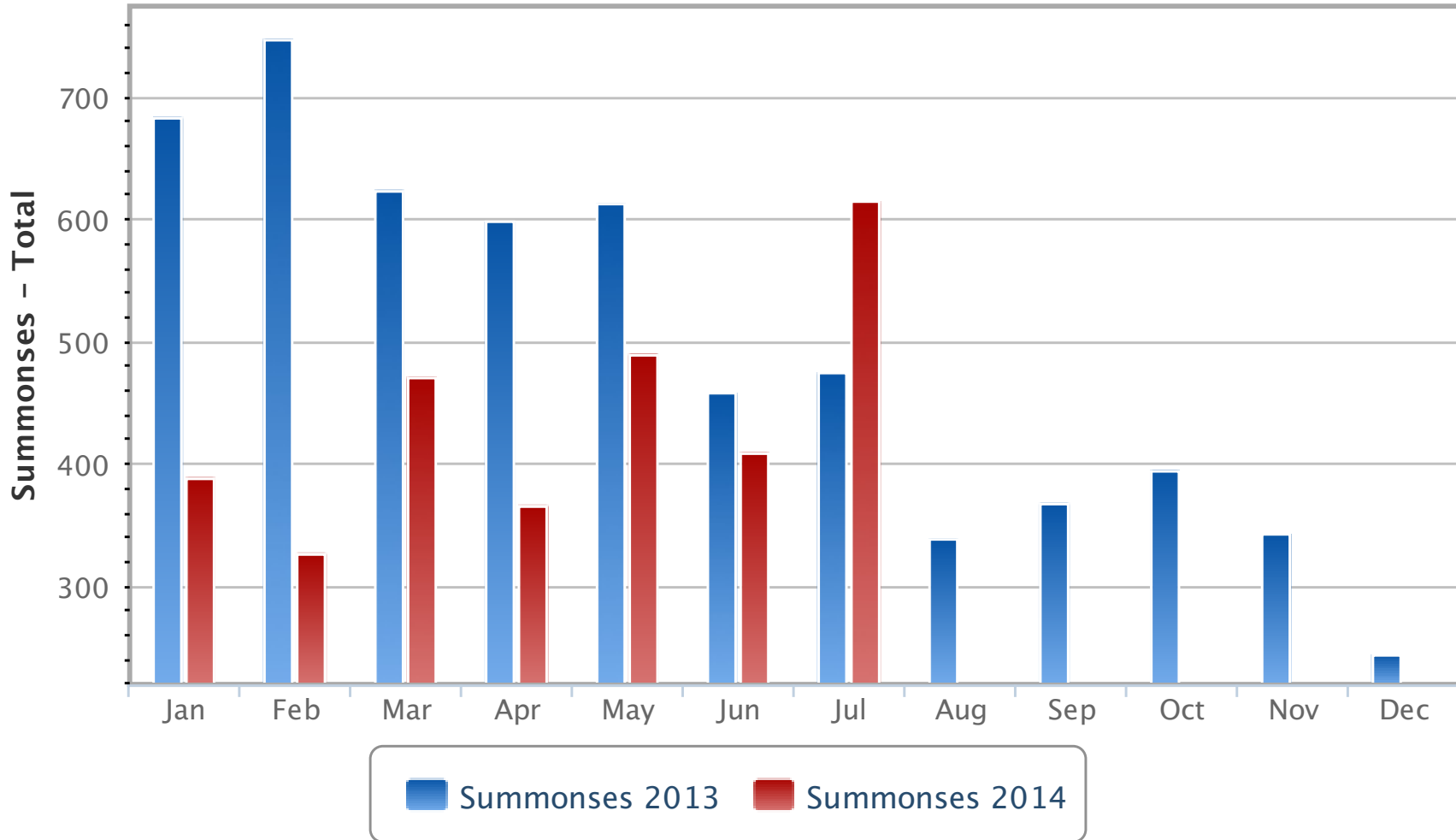
JULY 2014 NON-CRIMINAL INCIDENTS

NON-CRIMINAL INCIDENTS	JULY 2013	JULY 2014	YTD 2014
Alarms Auto	2	1	7
Alarms Burglary	3	3	8
Alarms Commercial Burglary	34	49	251
Alarms Commercial Fire	31	32	177
Alarms Fire	0	5	17
Alarms Maintenance	21	0	4
Alarms Medical	4	2	20
Alarms Other	7	3	36
Alarms Panic	12	12	58
Alarms Residential Burglary	93	91	484
Alarms Residential Fire	26	18	117
Animal Complaints	24	83	508
Building Check	24	0	26
Business Disputes	1	1	15
Disabled Vehicle	28	19	299
Emotionally Disturbed Person	1	2	38
Escorts Traffic	0	0	1
Fingerprints	6	4	52
Fire (Other) Odor of Smoke	1	2	18
Fire Commercial	2	1	9
Fire Dwelling	5	1	10
Fire False	0	0	0
Fire Vehicle	0	0	2
Firearms Background	8	4	26
Foot Patrol	11	40	138
Found Bicycles	4	3	6
Found Property	14	12	98
Gas Leaks/Explosion	4	3	27
Intoxicated Person	7	6	28
Landlord/Tenant	2	0	10
Littering	0	2	4
Lockout/MV	18	9	116
Lockout/Residence	3	9	18
Lost Property	3	8	44
Medical Call	146	144	1,252
Missing Person	4	5	29
Motor Vehicle Complaint	3	8	63

JULY 2014 NON-CRIMINAL INCIDENTS

NON-CRIMINAL INCIDENTS	JULY 2013	JULY 2014	YTD 2014
Motor Vehicle Incident	3	6	51
Motor Vehicle Stop	564	841	4,037
MVA	0	0	0
MVA Involving Injury	6	5	55
MVA No Injury	70	56	503
MVA No Report	13	4	36
MVA With Bicycle	1	1	4
MVA With Deer	1	0	18
MVA With Pedestrian	0	1	12
Noise Complaint	17	7	114
Notifications	12	13	103
Parking Complaints	51	77	481
Prisoner Transport	7	3	13
School Crossing	0	0	857
School Detail	3	0	47
Service of Subpoena	0	0	0
Suspicious Incidents	44	34	242
Suspicious Package	0	0	0
Suspicious Person	8	19	124
Suspicious Vehicle	13	29	130
Traffic Hazard	13	12	113
Tree Down	14	30	121
Unattended Death	1	0	5
Unwanted Person	8	7	59
Urinating in Public	0	0	27
Vacant House Check	16	25	70
Welfare Check	25	26	120
Wire/Pole Down	19	18	140
Non-Criminal – TOTAL	1,472	1,796	11,498

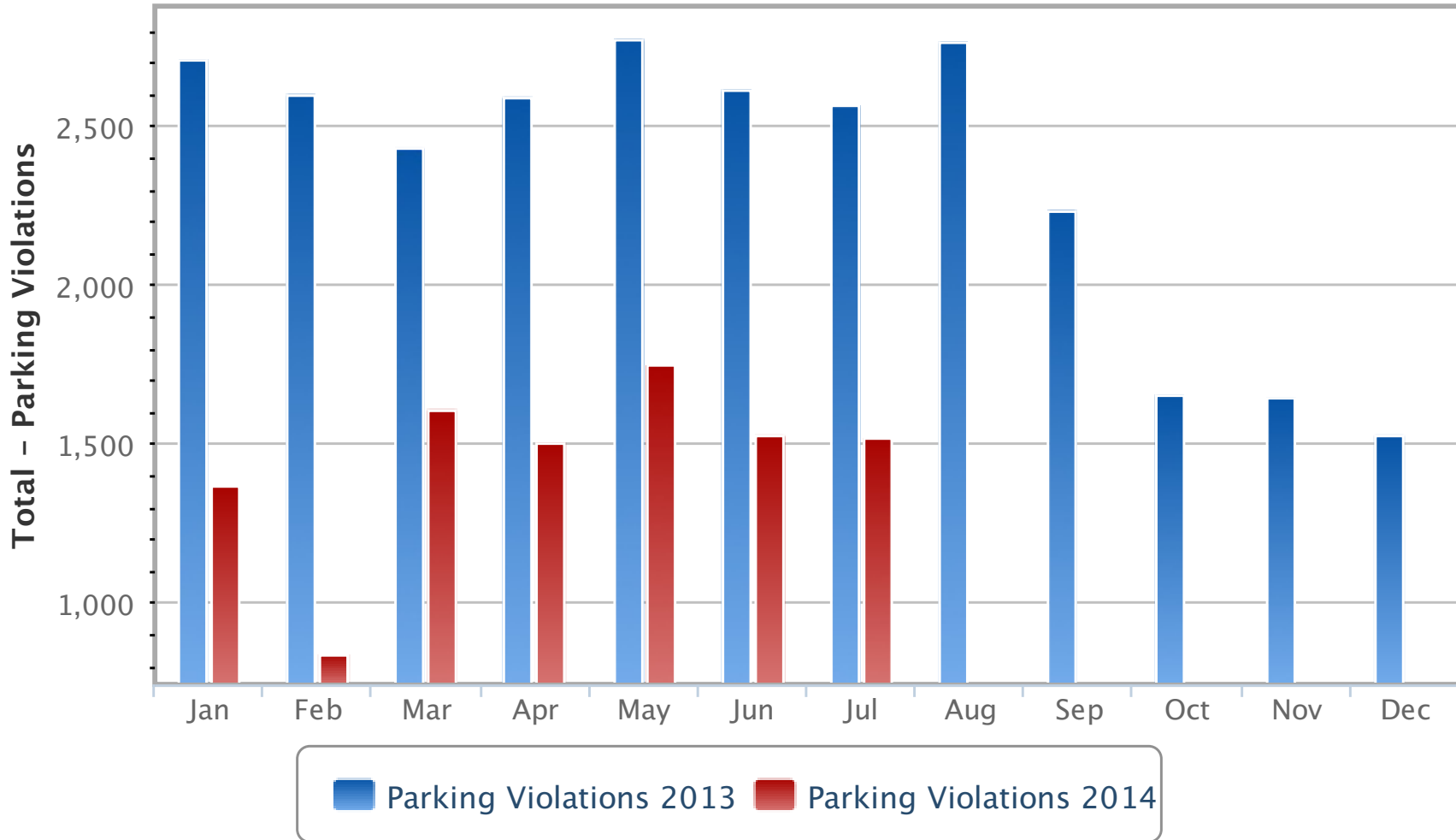
Summonses – Total 2014



July 2014 Summonses

SUMMONS TYPE	JULY 2013	JULY 2014	YTD 2014
All Other	152	145	868
Careless Driving	44	45	273
Cell Phone	38	37	199
Driving While Intoxicated	5	5	23
Driving While Suspended	27	28	147
Failure to Exhibit Documents	16	31	106
Failure to Inspect	26	34	229
Failure to Wear Seatbelt	16	45	134
Failure to Yield to Pedestrian in Crosswalk	2	15	41
Maintenance of Lamps	12	25	84
Speeding	65	102	416
Uninsured Motorist	12	13	65
Unlicensed Driver	16	17	79
Unregistered Vehicle	43	72	395
Total Summonses	474	614	3,059

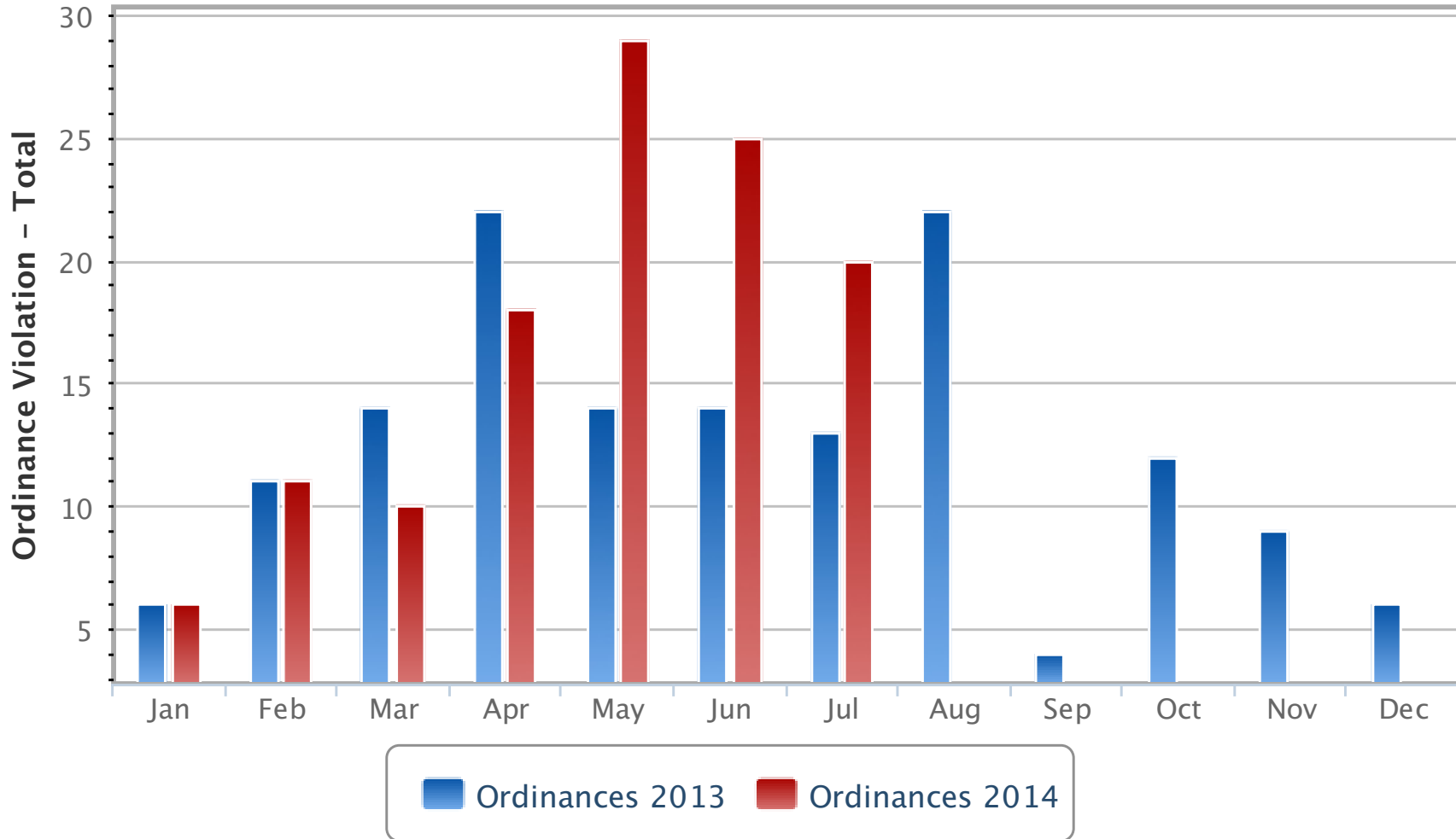
Total - Parking Violations 2014



July 2014 Parking Violations

PARKING ORDINANCE	JULY 2013	JULY 2014	YTD 2014
All Others	111	126	752
Bus Zone	1	1	6
Loading Zone	5	45	110
Meter Feeding	53	0	60
Meters	1,961	957	7,164
No Parking Zones/Anytime	44	1	113
Park Between 2AM & 6AM in Municipal Yard	10	12	51
Parking Limit 2 hrs Between 8AM & 6PM	101	147	532
Parking in Handicapped Space	0	0	3
Parking Between 2AM & 6AM 1hr Limit	204	202	1,082
Parking Within Designated Parking Stalls	74	25	231
Total - Parking Violations	2,564	1,516	10,104

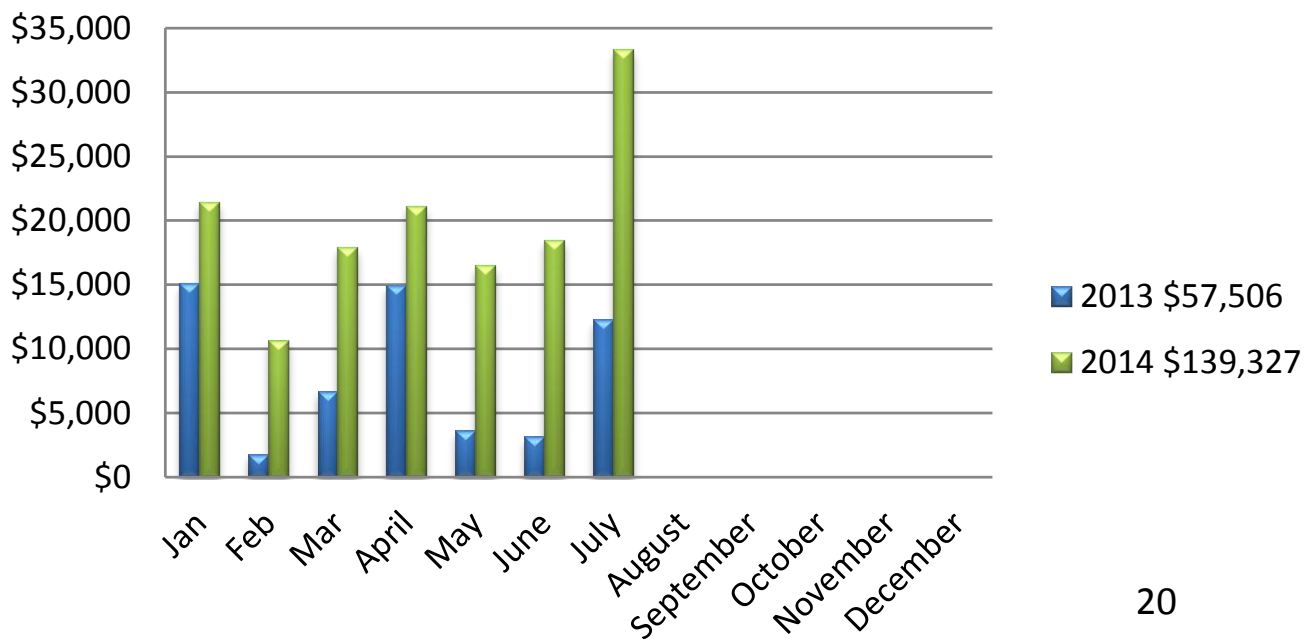
Ordinance Violation – Total 2014



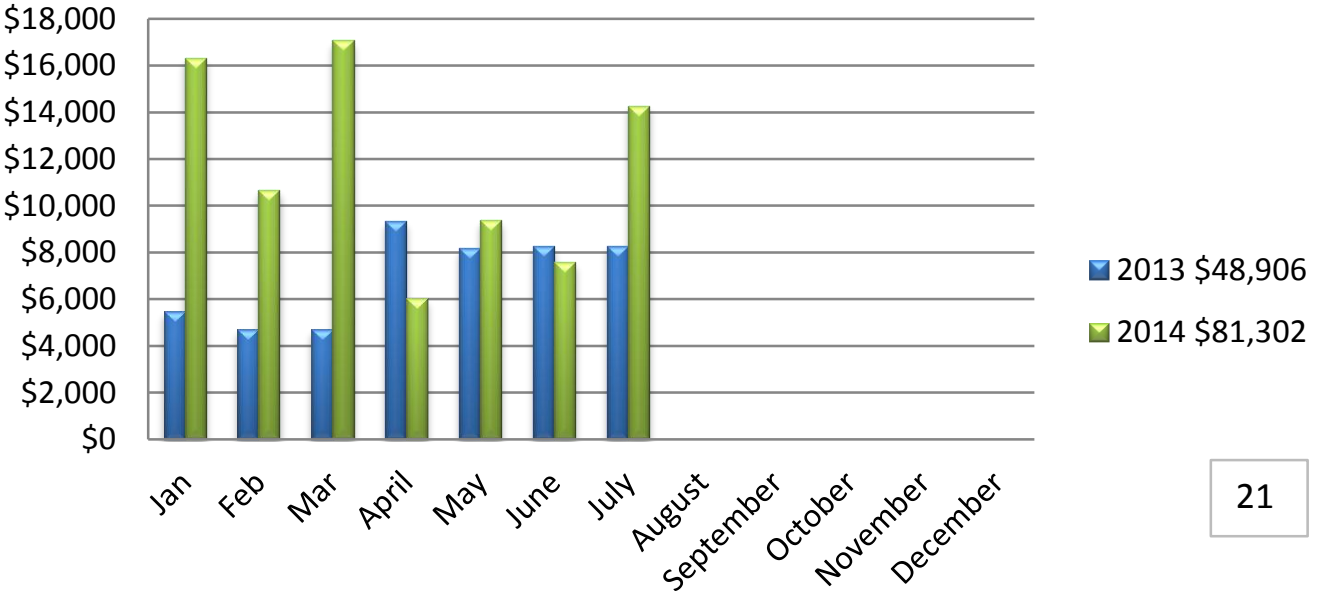
July 2014 Ordinance Violations

ORDINANCE VIOLATION	JULY 2013	JULY 2014	YTD 2014
Bicycles/Skateboards Prohibited	0	1	3
Consumption Alcohol in Park	0	0	2
Disorderly Conduct	0	1	5
Dog Without a Leash	0	0	1
Failure to Remove Snow	0	0	8
In Park After Hours	0	0	3
Left Turn Prohibited	0	1	2
Littering	1	2	5
No U-Turn	0	0	3
Noise Complaint	1	1	7
Open Container	3	2	13
Other	3	1	2
Overweight Vehicle	4	3	13
Urinating in Public	1	8	52
Total - Ordinance Violations	13	20	119

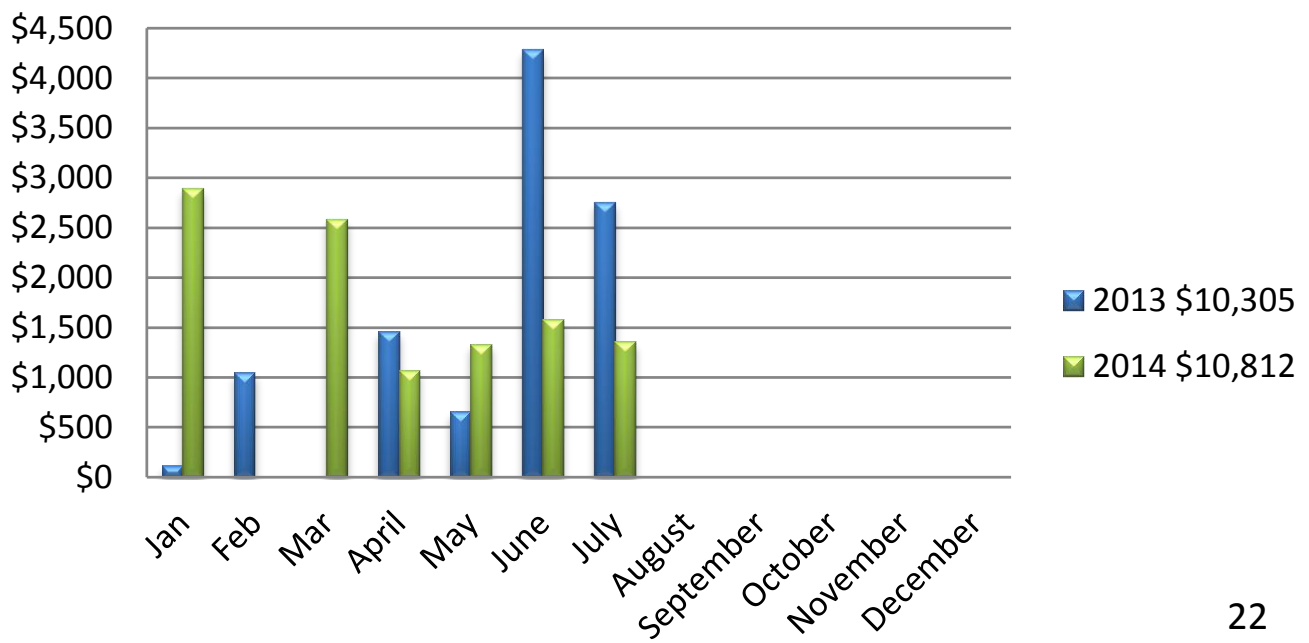
Patrol Overtime



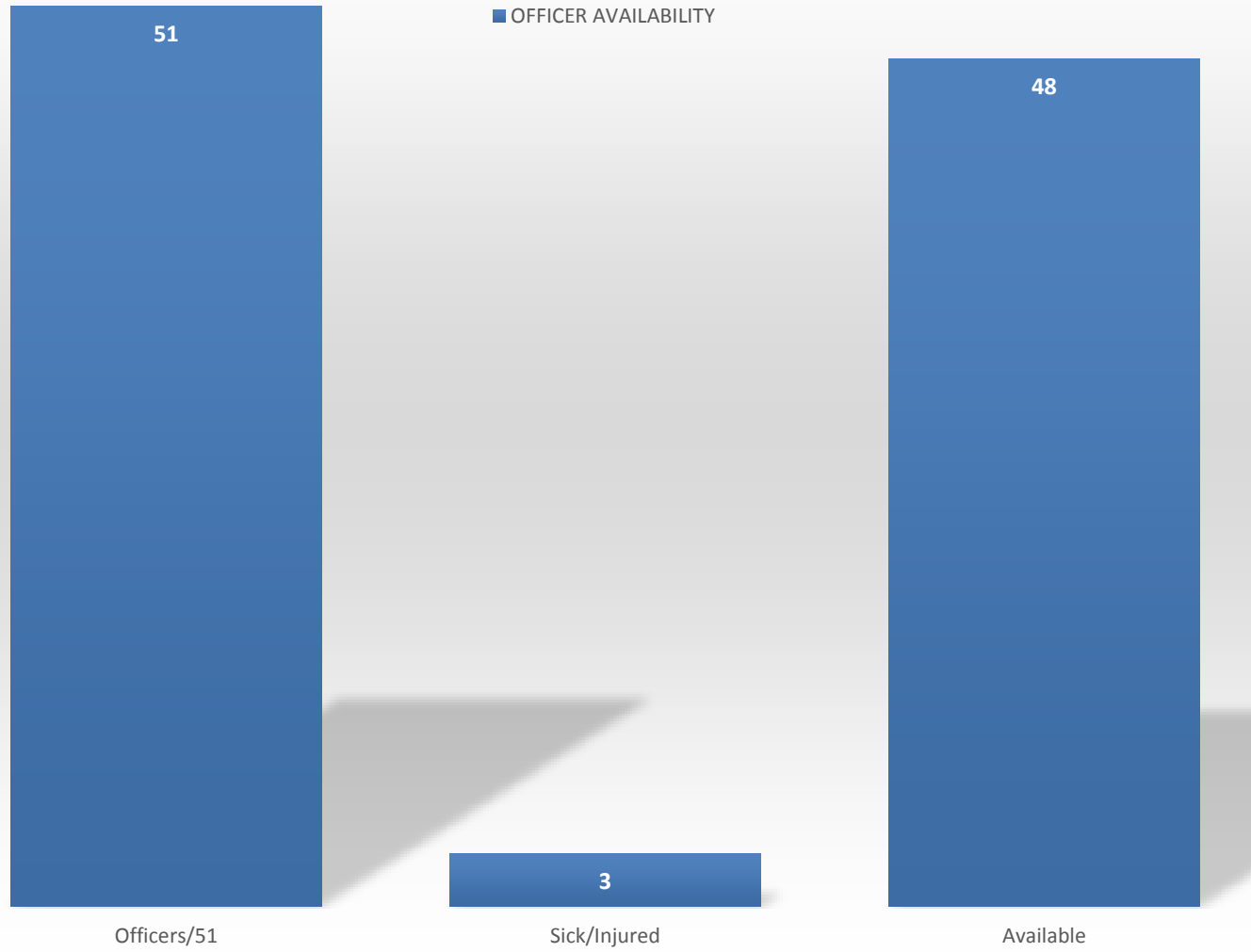
Dispatch Overtime



Detective Overtime



OFFICER AVAILABILITY JULY 2014





Princeton Police Department

1 Valley Road, Princeton, NJ 08540

Phone: 609-921-2100 Fax: 609-924-8197 Mun. Code: 1110

Gender & Ethnicity Report - MV Stops for 2014

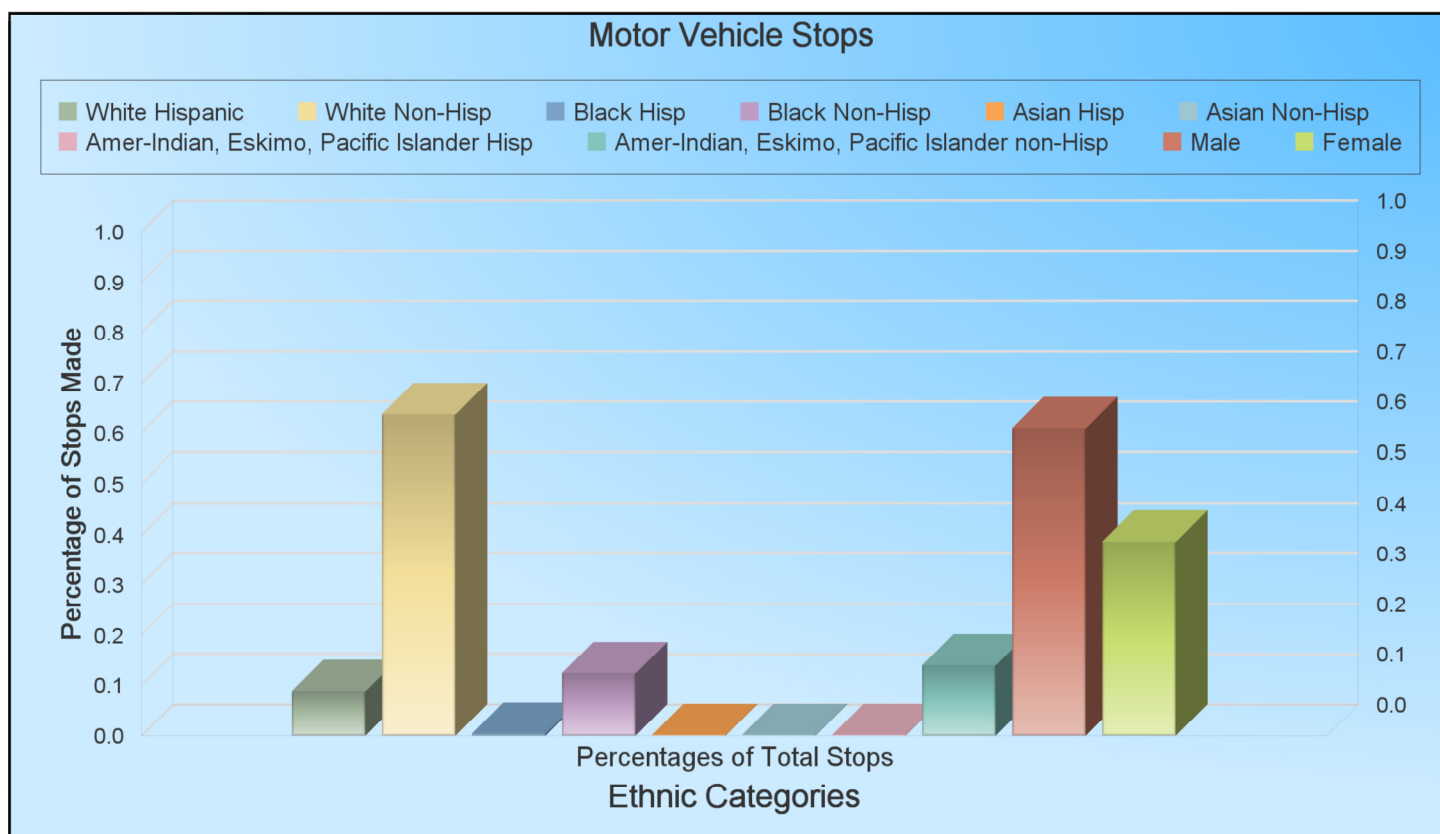


Department

Total MV Stops: 4,388

Gender / Ethnic breakdown shown in percentages of overall number of MV Stops

Race Code	Total #	Percentage
White Hisp.	388	8.84%
White Non Hisp.	2,799	63.79%
Black Hisp.	18	0.41%
Black Non-Hisp.	548	12.49%
Native Amer/Eskimo Hisp	5	0.11%
Native Amer/Eskimo Non-Hisp	6	0.14%
Asian Hisp.	6	0.14%
Asian Non-Hisp	617	14.06%
Male	2,673	60.92%
Female	1,693	38.58%



UCR COMPARISON FOR JANUARY – JUNE 2014

UCR	Princeton	West Windsor	Robbinsville	Pennington	Lawrence	Hopewell Boro	Hopewell Township	Hightstown	East Windsor	Montclair	Moorestown	Summit
Total	171	193	69	10	404	9	68	35	162	318	171	98
Index	137	175	51	9	352	9	47	27	120	276	159	83
Violent	8	6	4	2	22	0	3	2	8	23	18	6
Non-Violent	129	169	47	7	332	9	44	25	112	253	141	77
Total %Change	0	-16.5%	-28.9%	+15%	-08%	-18.2%	-17.1%	-63.2%	-7.3%	-13.1%	-18.6%	-33%

** Total change represents the percent change in the UCR total between 2013 and 2014