


PRINCETON POLICE
DEPARTMENT
CHIEF'S MONTHLY REPORT



JUNE
2014

TABLE OF CONTENTS

JUVENILE REPORT	1
SNB REPORT	2
ARRESTS	3
UCR TOTAL	5
POLICE SERVICE CALLS	7
OFFENSES	9
NON-CRIMINAL	11
SUMMONSES	14
PARKING VIOLATIONS	16
ORDINANCE VIOLATIONS	18
OVERTIME	20
OFFICER AVAILABILITY	23



Princeton Police Department
1 Valley Road, Princeton, NJ 08540
Detective Annette Henderson
Phone: (609)921-2100 x1818
Fax: (609)688-2047

Juvenile Report-June 2014

Juveniles Petitioned in Family Court

A seventeen year old juvenile was found in possession of Marijuana and a small utility knife within Princeton High School. The juvenile was charged and referred to the Mercer County Family Court.

Juveniles Afforded a Station House Adjustment

Two Juveniles, fifteen and fourteen years old, were taken into custody after being detained by Rite-Aid employees for taking approximately \$19.00 in property from the store. Both juveniles were issued Station House Adjustments.

SAFE NEIGHBORHOODS BUREAU ACTIVITY REPORT

JUNE 2014

June 4th- SNB went to the Ying Hua International School to view a lockdown drill.

June 12th- SNB did a drug/alcohol presentation at the Johnson Park Elementary School.

June 19th- SNB did a station tour for an organization called, "young moms of Mercer County".

June 26th- SNB organized a meeting with the Committed and Faithful Princetonians, where a station tour was provided for the group and they later gathered for pizza.

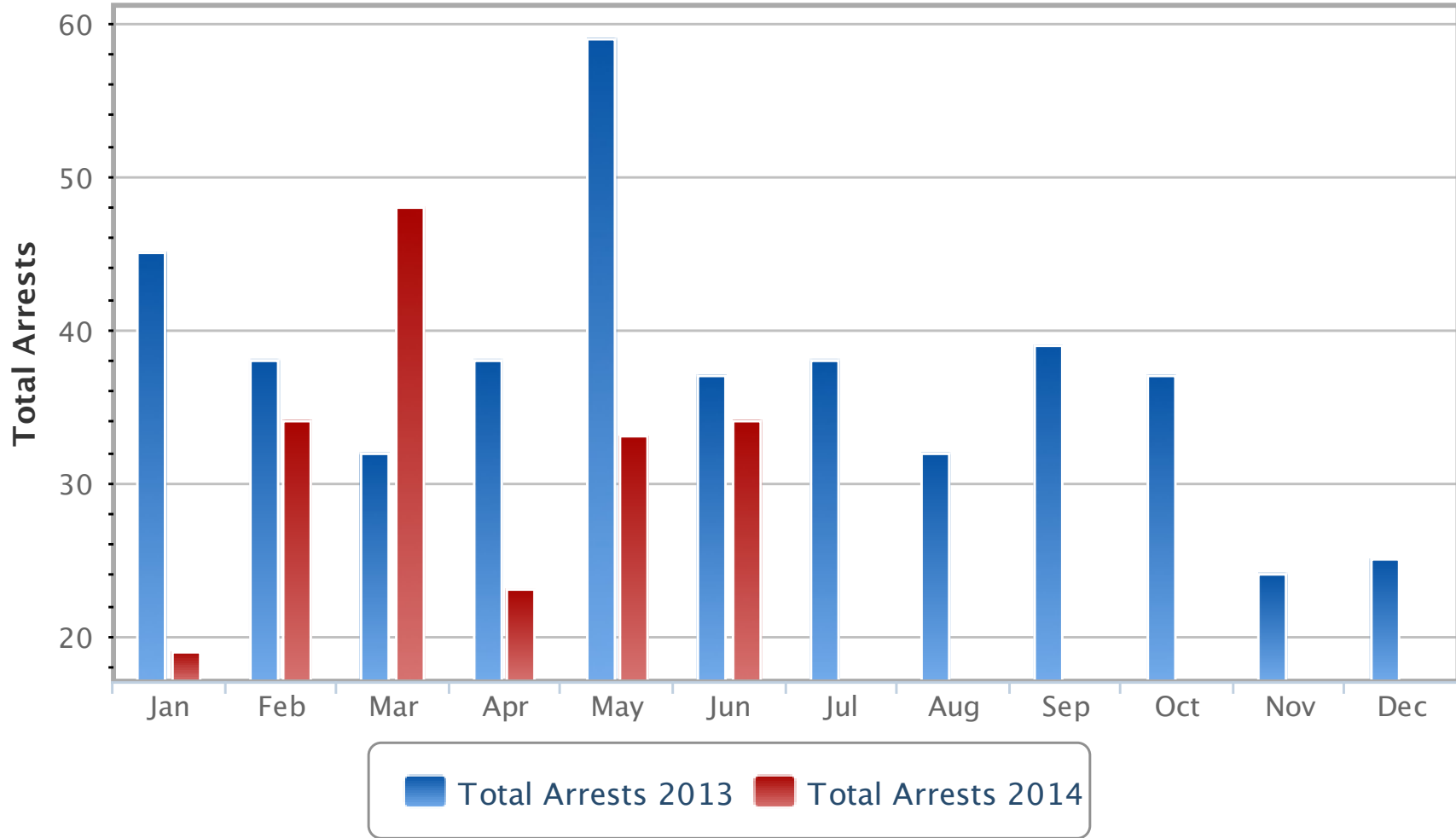
June 20th- SNB conducted a station tour for the YWCA foreign visitor group.

June 28th- SNB attended the Witherspoon-Jackson neighborhood meeting.

Between 6-16-14 and 6-20-14 SNB was present for the Special Olympic events that were held at the Hun School in Princeton.

Foot patrol- During the month of June SNB generated 12 cases for foot patrol in various locations.

Total Arrests 2014



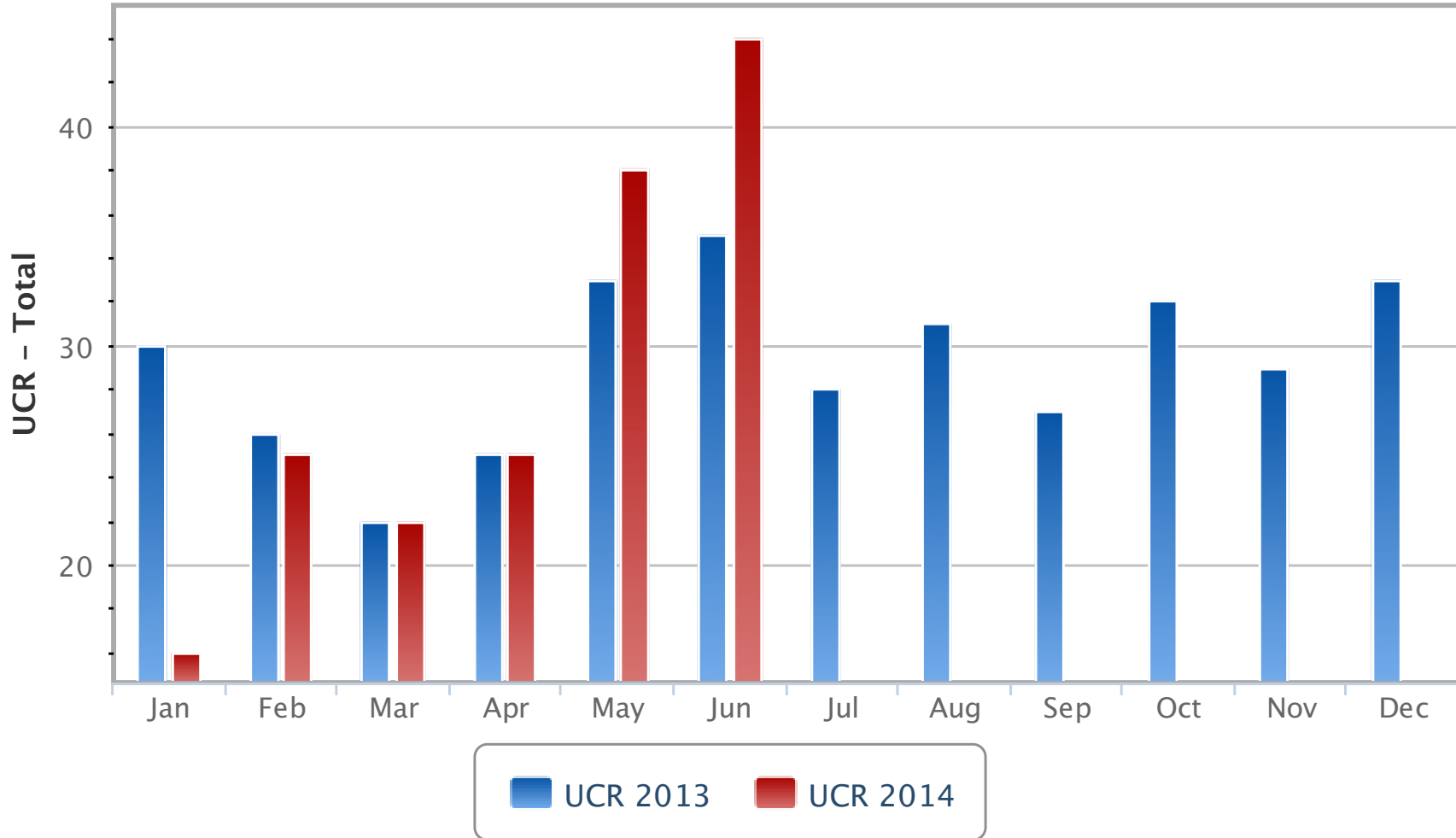
2014 Total Arrests

	Jan	Feb	March	April	May	June	July	Aug	Sept	Oct	Nov	Dec	YTD 2014
Arrests	19	34	49	23	33	34							192

2013 Total Arrests

	Jan	Feb	March	April	May	June	July	Aug	Sept	Oct	Nov	Dec	Total
Arrests	45	38	32	38	59	37	38	32	39	37	24	25	444

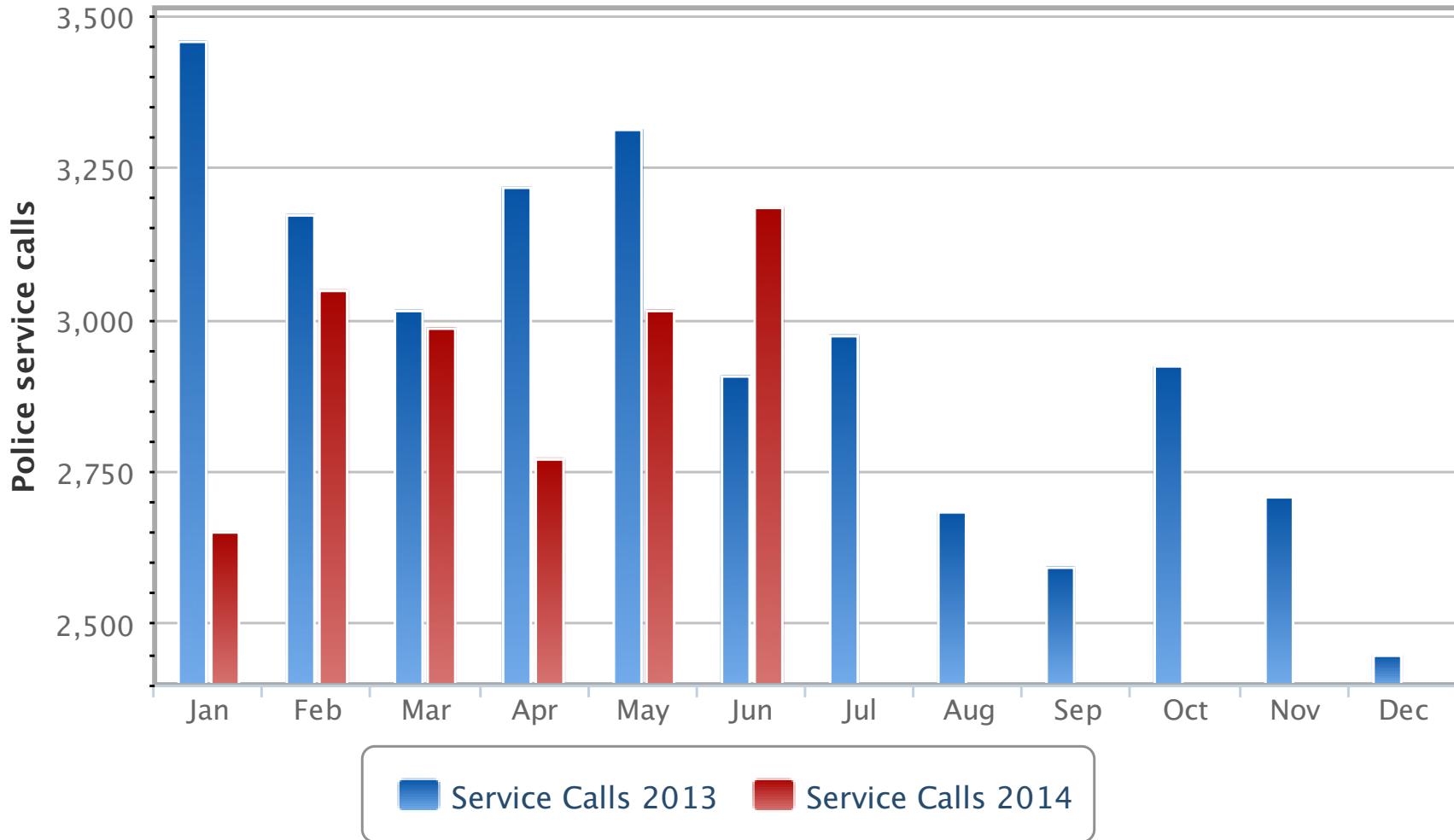
UCR – Total 2014



JUNE UCR

UCR TYPE	JUNE 2013	JUNE 2014	YTD 2014
Arson	0	0	0
Assault	5	12	38
Burglary	7	5	30
Homicide	0	0	0
Larceny	18	26	98
Motor Vehicle Theft	0	0	1
Rape	1	0	1
Robbery	2	1	3
TOTAL	33	44	171

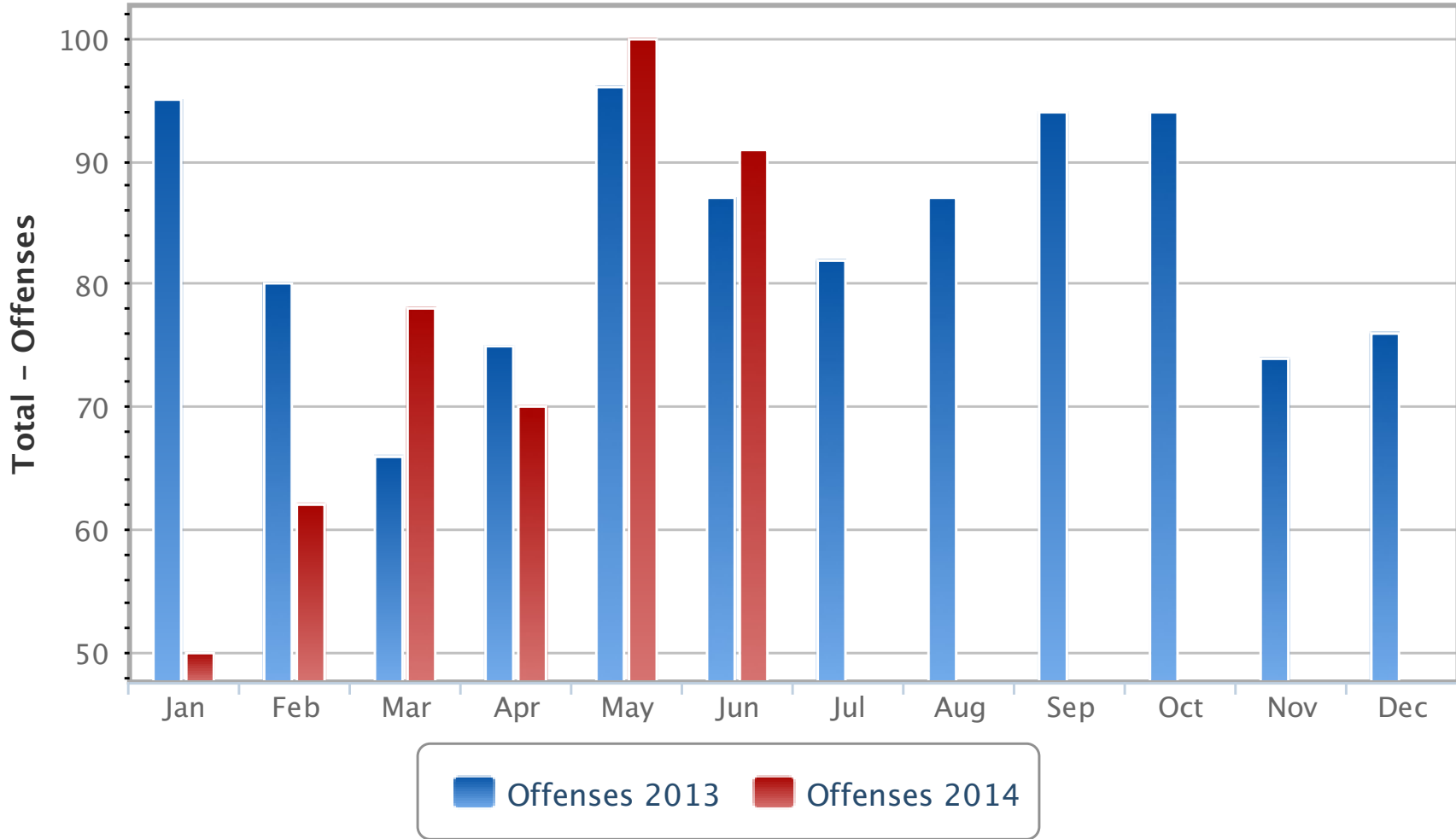
Police service calls 2014



Service Calls

Service Calls	Jan	Feb	March	April	May	June	July	Aug	Sept	Oct	Nov	Dec
2014	2,653	3,049	2,987	2,769	3,017	3,185						
2013	3,459	3,172	3,015	3,220	3,314	2,907	2,975	2,685	2,591	2,926	2,707	2,449

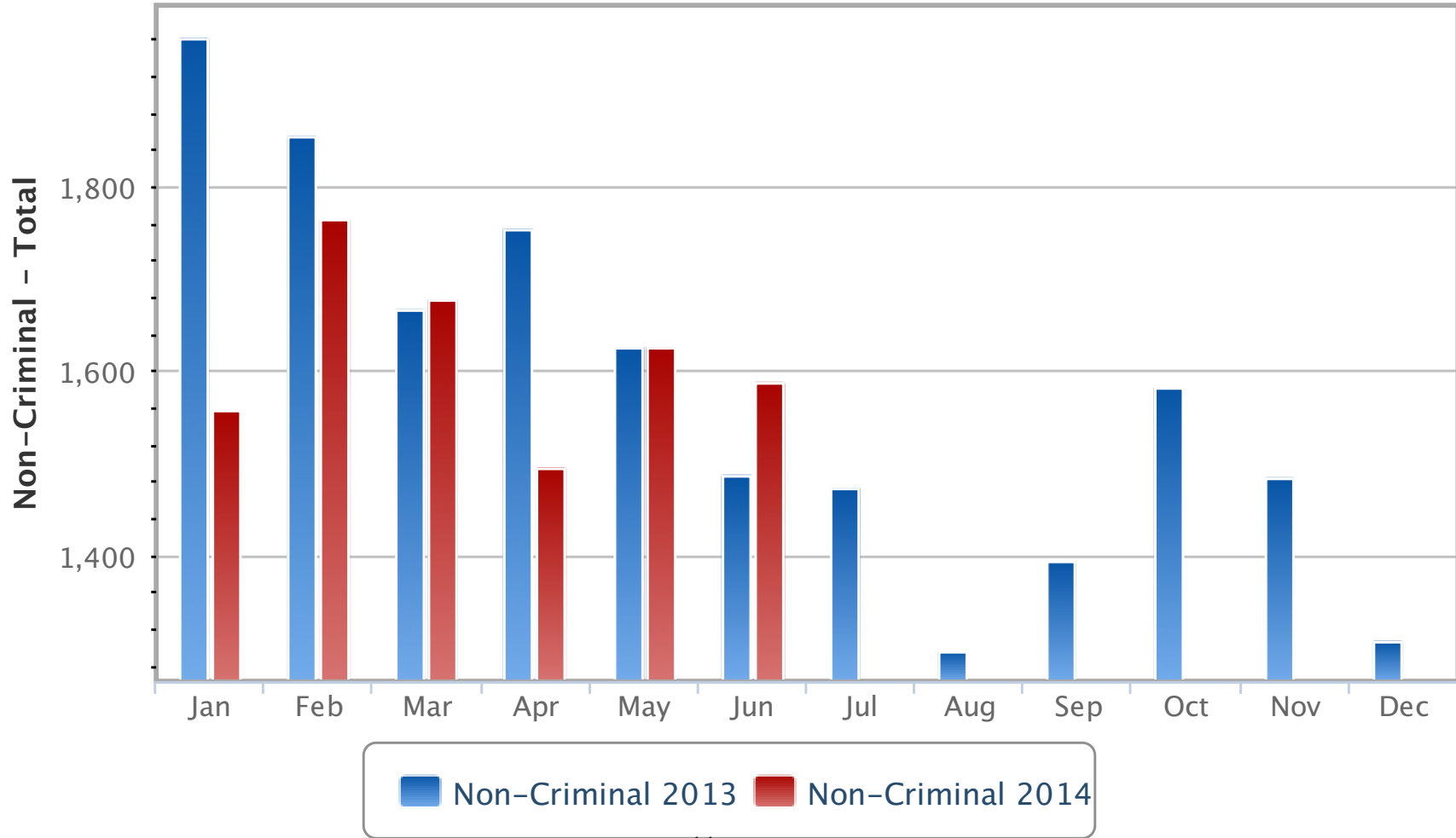
Total – Offenses 2014



JUNE OFFENSES

OFFENSE TYPE	JUNE 2013	JUNE 2014	YTD 2014
Assault/Aggravated	1	1	5
Assault/Simple	3	10	38
Burglary	3	5	29
Criminal Mischief	9	7	39
DUI	7	2	18
Fraud	2	2	23
Harassment	14	14	61
Juvenile Family Crisis	4	2	10
Motor Vehicle Theft	1	0	2
Robbery	1	1	3
Sexual Assault	1	1	7
Shoplifting	3	2	19
Soliciting W/Out Permit	1	3	5
Theft	23	27	95
Theft by Deception	1	0	8
Threat/Improper Influence	1	0	3
Warrant Arrest	12	14	86
TOTAL	87	91	451

Non-Criminal - Total 2014



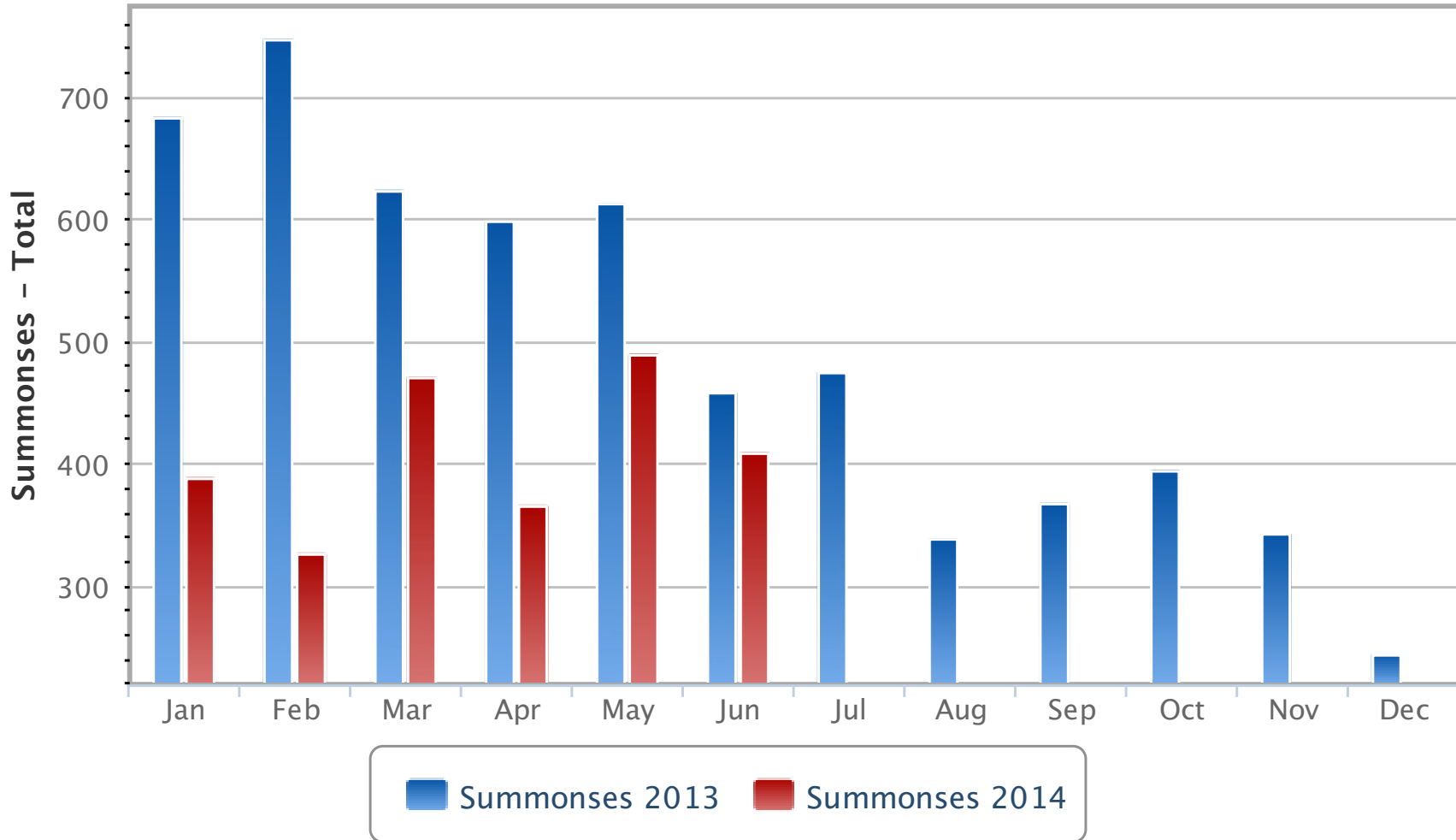
JUNE 2014 NON-CRIMINAL INCIDENTS

NON-CRIMINAL INCIDENTS	JUNE 2013	JUNE 2014	YTD 2014
Alarms Auto	0	1	6
Alarms Burglary	5	0	5
Alarms Commercial Burglary	37	26	202
Alarms Commercial Fire	20	26	145
Alarms Fire	0	6	12
Alarms Maintenance	12	0	4
Alarms Medical	2	3	18
Alarms Other	13	8	33
Alarms Panic	4	14	46
Alarms Residential Burglary	66	71	393
Alarms Residential Fire	14	15	99
Animal Complaints	41	98	425
Building Check	20	1	26
Business Disputes	2	8	14
Disabled Vehicle	24	28	280
Emotionally Disturbed Person	6	7	36
Escorts Traffic	1	0	1
Fingerprints	6	7	48
Fire (Other) Odor of Smoke	1	2	16
Fire Commercial	2	1	8
Fire Dwelling	1	2	9
Fire False	0	0	0
Fire Vehicle	0	0	2
Firearms Background	5	2	22
Foot Patrol	13	25	98
Found Bicycles	1	1	3
Found Property	7	16	86
Gas Leaks/Explosion	3	5	24
Intoxicated Person	5	2	22
Landlord/Tenant	2	0	10
Littering	0	0	2
Lockout/MV	13	18	107
Lockout/Residence	0	3	9
Lost Property	7	7	36
Medical Call	116	153	1,108
Missing Person	5	7	24

JUNE 2014 NON-CRIMINAL INCIDENTS

NON-CRIMINAL INCIDENTS	JUNE 2013	JUNE 2014	YTD 2014
Motor Vehicle Complaint	11	8	55
Motor Vehicle Incident	2	11	45
Motor Vehicle Stop	587	515	3,196
MVA	4	0	0
MVA Involving Injury	11	19	50
MVA No Injury	69	88	447
MVA No Report	7	4	32
MVA With Bicycle	2	1	3
MVA With Deer	1	2	18
MVA With Pedestrian	0	0	11
Noise Complaint	47	21	107
Notifications	11	15	90
Parking Complaints	58	76	404
Prisoner Transport	3	0	10
School Crossing	20	100	857
School Detail	26	3	47
Service of Subpoena	3	0	0
Suspicious Incidents	53	39	208
Suspicious Package	2	0	0
Suspicious Person	8	29	105
Suspicious Vehicle	18	30	101
Traffic Hazard	23	15	101
Tree Down	11	4	91
Unattended Death	0	2	5
Unwanted Person	3	11	52
Urinating in Public	0	3	27
Vacant House Check	7	1	45
Welfare Check	18	17	94
Wire/Pole Down	10	11	122
Non-Criminal – TOTAL	1,463	1,588	9,702

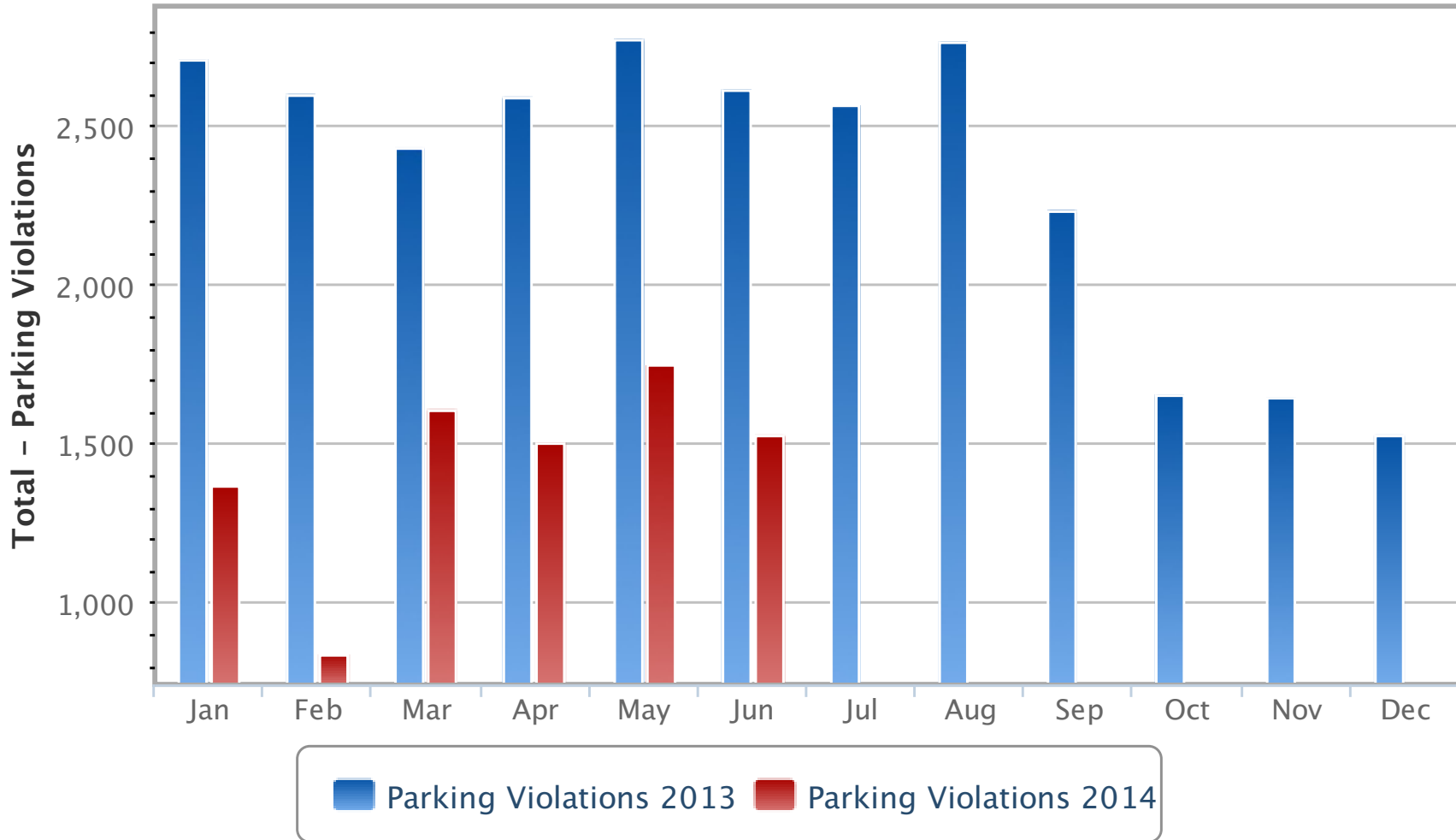
Summonses – Total 2014



June 2014 Summonses

SUMMONS TYPE	JUNE 2013	JUNE 2014	YTD 2014
All Other	112	135	723
Careless Driving	43	51	228
Cell Phone	37	21	162
Driving While Intoxicated	7	2	18
Driving While Suspended	23	22	119
Failure to Exhibit Documents	16	15	75
Failure to Inspect	47	22	195
Failure to Wear Seatbelt	21	19	89
Failure to Yield to Pedestrian in Crosswalk	4	8	26
Maintenance of Lamps	18	4	59
Speeding	57	57	314
Uninsured Motorist	7	5	52
Unlicensed Driver	10	11	62
Unregistered Vehicle	55	36	323
Total Summonses	457	408	2,445

Total - Parking Violations 2014

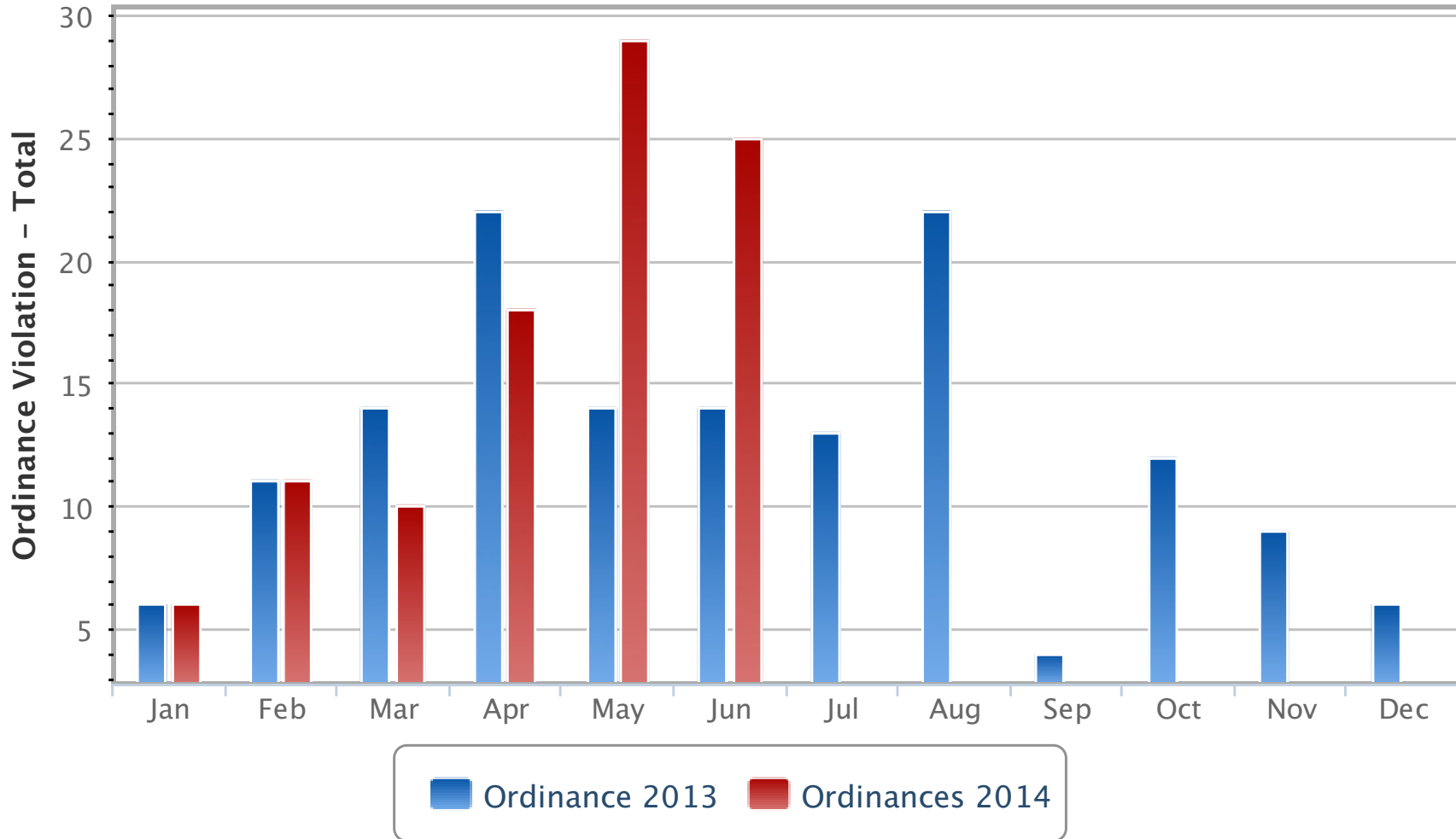


June Parking Violations

PARKING ORDINANCE	JUNE 2013	JUNE 2014	YTD 2014
All Others	99	131	626
Bus Zone	0	1	5
Loading Zone	10	13	65
Meter Feeding	95	0	60
Meters	1,922	1,035	6,207
No Parking Zones/Anytime	46	10	112
Park Between 2AM & 6AM in Municipal Yard	9	8	39
Parking Limit 2 hrs Between 8AM & 6PM	179	99	385
Parking in Handicapped Space	1	0	3
Parking Between 2AM & 6AM 1hr Limit	158	173	880
Parking Within Designated Parking Stalls	98	56	206
Total - Parking Violations	2,617	1,526	8,588

Ordinance Violation – Total

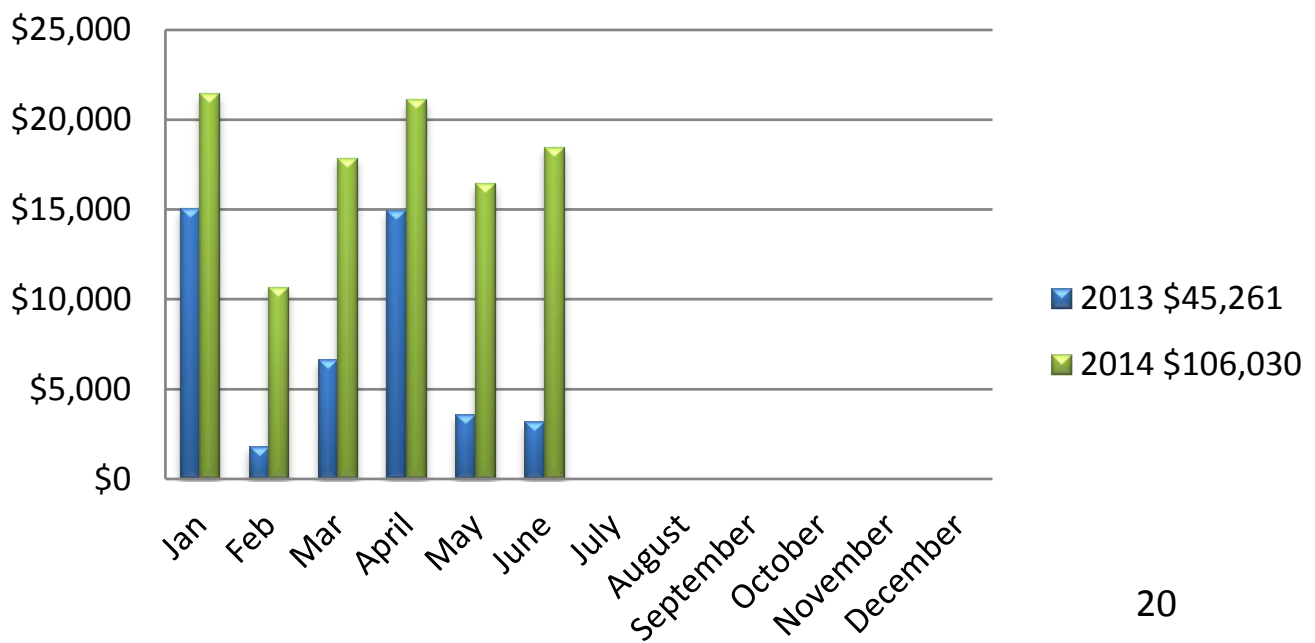
2014



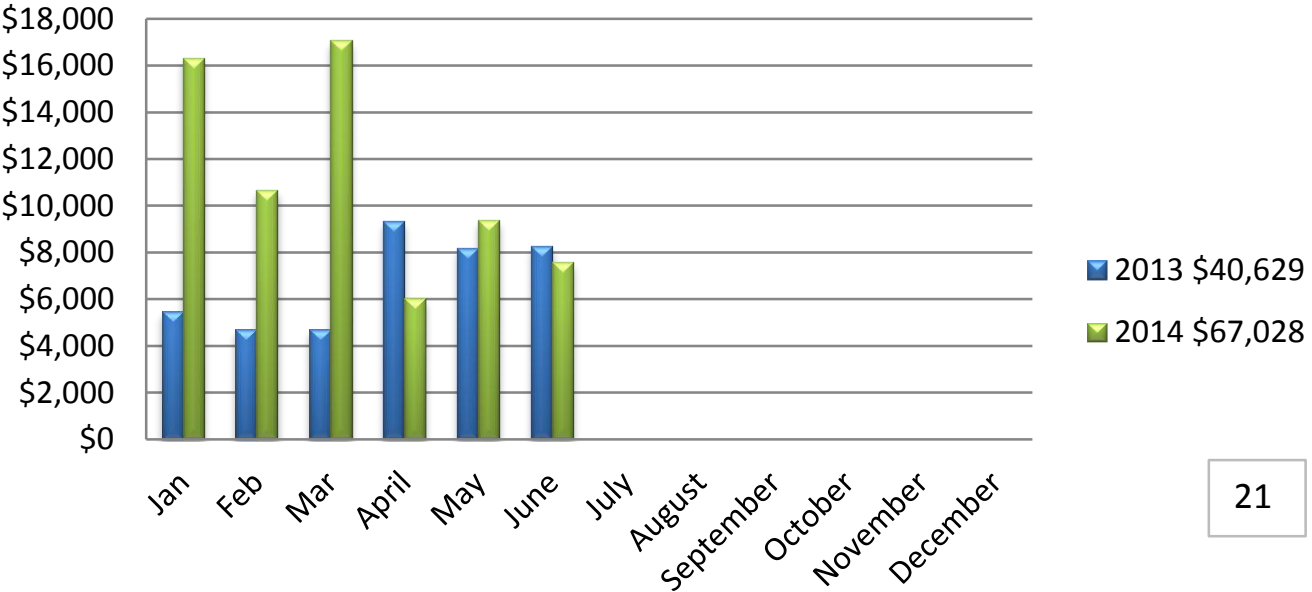
June Ordinance Violations

ORDINANCE VIOLATION	JUNE 2013	JUNE 2014	YTD 2014
Bicycles/Skateboards Prohibited	0	0	2
Consumption Alcohol in Park	0	2	2
Disorderly Conduct	1	0	4
Dog Without a Leash	0	0	1
Failure to Remove Snow	0	0	8
In Park After Hours	0	2	3
Left Turn Prohibited	0	1	1
Littering	0	1	3
No U-Turn	0	1	3
Noise Complaint	3	2	6
Open Container	3	3	11
Overweight Vehicle	2	1	10
Temporary Road Closed	0	0	1
Urinating in Public	1	12	44
Total - Ordinance Violations	14	25	99

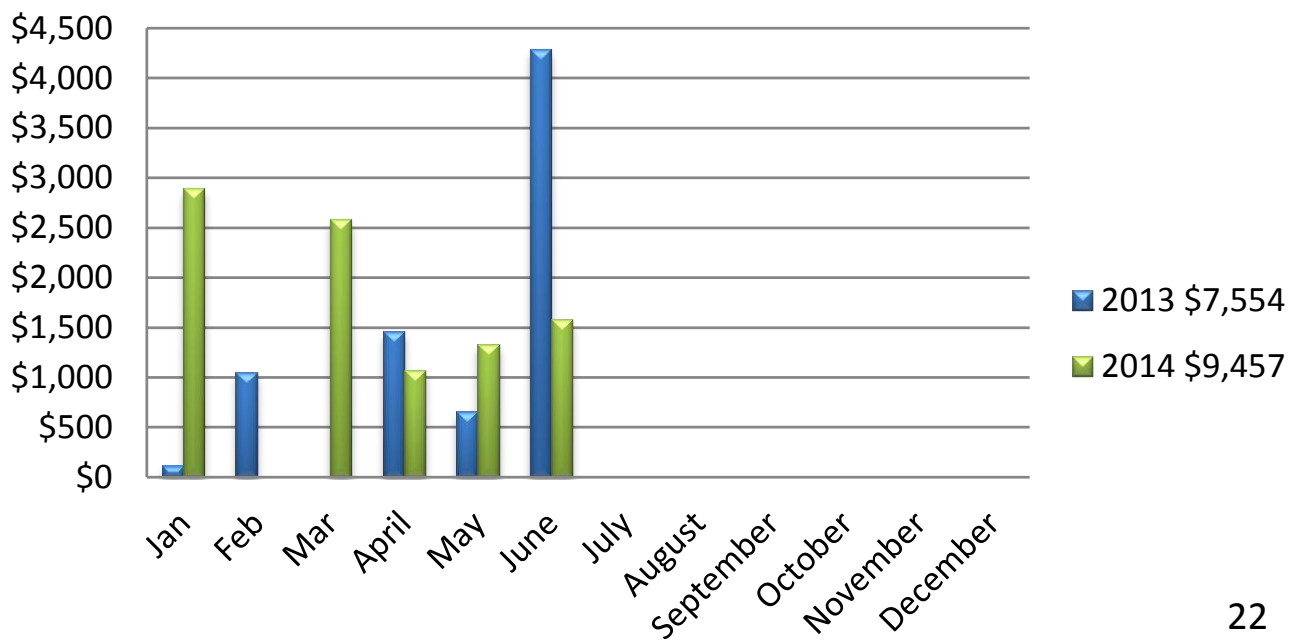
Patrol Overtime



Dispatch Overtime



Detective Overtime



OFFICER AVAILABILITY JUNE 2014

