

PRINCETON POLICE  
DEPARTMENT  
CHIEF'S MONTHLY REPORT



March  
2014

## TABLE OF CONTENTS

JUVENILE REPORT	2
SNU	4
ARRESTS	5
UCR	8
POLICE SERVICE CALLS	11
OFFENSES	13
NON-CRIMINAL	16
SUMMONSES	21
PARKING VIOLATIONS	24
ORDINANCE VIOLATIONS	27
OVERTIME	30
OFFICER AVAILABILITY	33



## **Princeton Police Department**

**1 Valley Road, Princeton, NJ 08540**

**Detective Annette Henderson**

**Phone: (609)921-2100 x1818**

**Fax: (609)688-2047**

### **Juvenile Report-March 2014**

#### **Juveniles Petitioned and Referred to Family Court**

A fifteen year old male was found in possession of marijuana and a folding knife on school property. He was also selling electronic cigarettes to juveniles and was charged with Possession of CDS, Unlawful Possession of a Weapon in an Educational Institution and Sale of Cigarettes to Persons Under 19 years old.

#### **Juveniles Afforded a Station House Adjustment**

0

#### **Family Crisis or Mental Health Incidents**

A sixteen year old female with a history of self mutilation refused to return to her home. The situation escalated with the juvenile flailing her arms at her father, screaming and threatening suicide. She was transported to the University Medical Center of Princeton at Plainsboro for psychological evaluation.

A sixteen year old female ran away with her boyfriend in defiance of her mother's household rules. She was later located at her sister's home and the family was referred to Mobile Response and Stabilization Services.

A fourteen year old female was accused of striking her mother in the face. Although insufficient evidence existed to establish Probable Cause for charges, the family continues to work with the Division of Child Protection and Permanency and other resources.

A thirteen year old boy, reported by his mother to have Autism and a brain injury, refused to get in his mother's vehicle. The boy became confrontational and threatening to his mother and the assisting police officers and was subsequently transported to Capital Health Medical Center for evaluation.

#### **Juvenile Victims**

An eleven year old female was inappropriately touched on two separate occasions in the past by a thirty one year old male. The investigation resulted in the male being arrested and charged with two counts of Sexual Assault and Endangering the Welfare of a Child.

## **Specialized Training**

Community Policing for the Latino Community

## **Safe Neighborhood Bureau Activity Report**

### **March 2014**

3/6/14 – PADA Meeting

3/13/14 – Princeton Academy School Tour (March 13, 19, 25 and 26)

3/14/14 – Pie Day Bike Event

3/22/14 – Jackson Witherspoon Meeting

3/27/14 – 2<sup>nd</sup> Crash Reenactment Meeting

3/28/14 – Crossroad Nursery School Safety Presentation

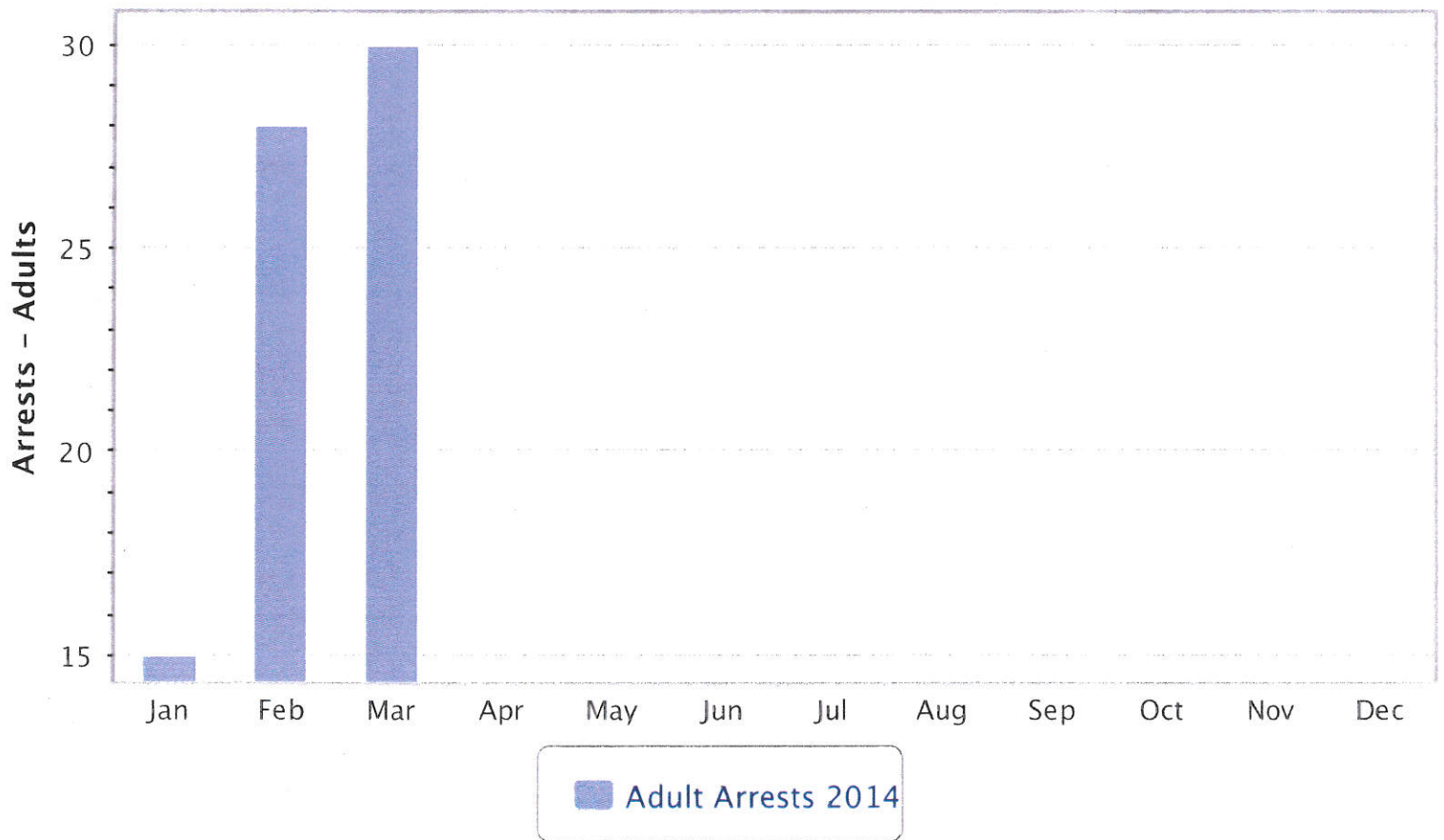
11 Foot Patrols

44 School Crossings

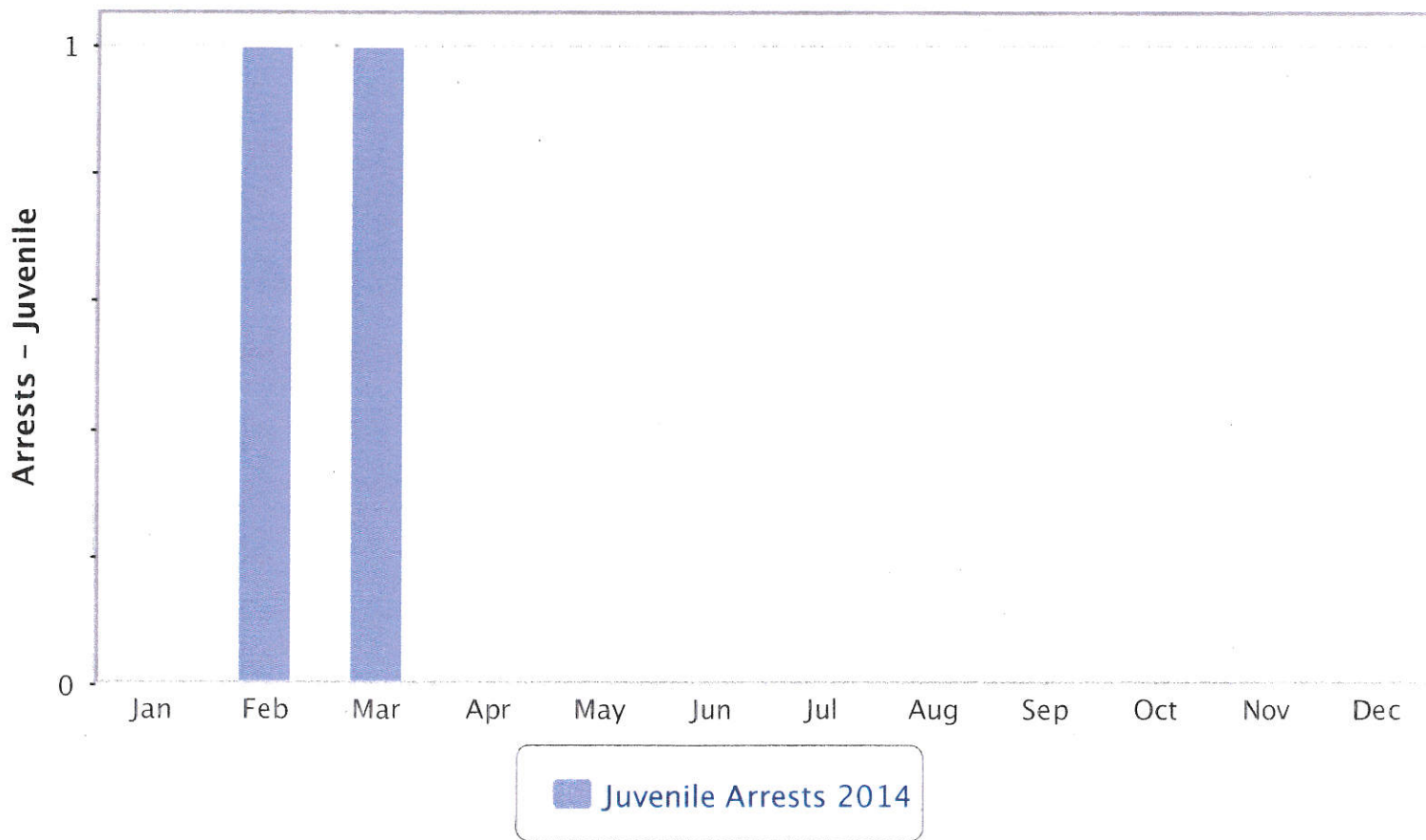
9 Taxi Inspections

15 Motor Vehicle Stops

## Arrests – Adults 2014



## Arrests – Juvenile 2014





## 2014 Arrests

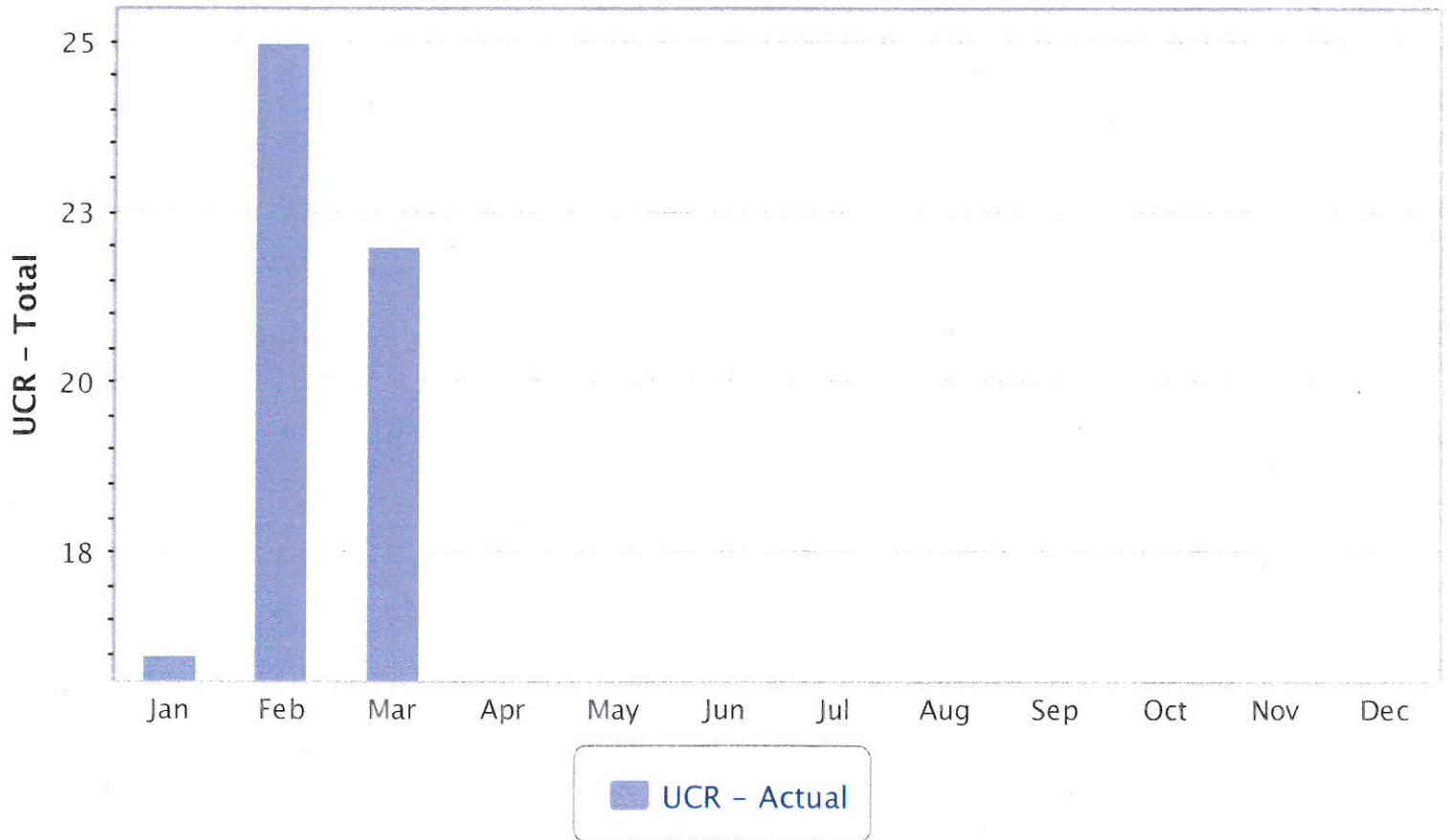
Arrests	Jan	Feb	March	April	May	June	July	Aug	Sept	Oct	Nov	Dec	YTD 2014
Adult	15	28	30										73
Juvenile	0	1	1										2

## 2013 Arrests

Arrests	Jan	Feb	March	April	May	June	July	Aug	Sept	Oct	Nov	Dec	Total
Adult	41	26	19	23	41	26	25	21	22	25	15	17	301
Juvenile	4	3	5	3	1	1	3	6	5	1	2	3	37



## UCR - Total 2014



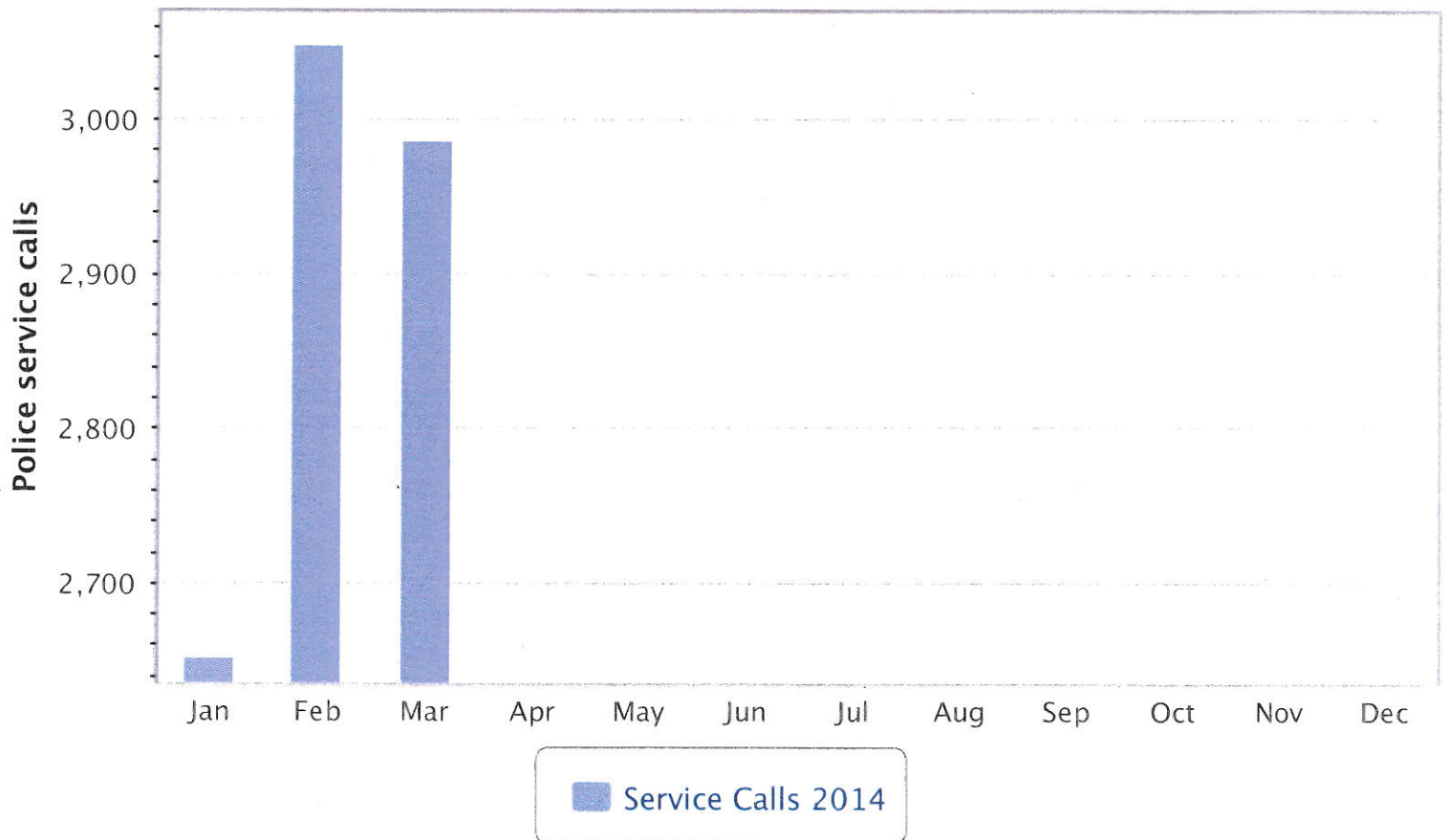
## 2014 UCR

UCR Type	Jan	Feb	March	April	May	June	July	Aug	Sept	Oct	Nov	Dec	YTD 2014
Arson	0	0	0										0
Assault	7	7	3										17
Burglary	2	3	8										13
Homicide	0	0	0										0
Larceny	5	15	11										31
MV Theft	0	0	0										0
Rape	1	0	0										1
Robbery	1	0	0										1
Total	16	25	22										63

## 2013 UCR

UCR Type	Jan	Feb	March	April	May	June	July	Aug	Sept	Oct	Nov	Dec
Arson	0	0	0	0	0	0	0	0	0	0	0	0
Assault	0	5	1	2	5	4	0	5	3	3	3	2
Burglary	4	2	5	3	7	7	7	0	2	3	2	3
Homicide	0	0	0	0	0	0	0	0	0	0	0	0
Larceny	26	18	16	18	18	23	19	24	21	26	23	27
Motor Vehicle Theft	0	0	0	0	0	0	0	0	0	0	0	1
Rape	0	0	0	2	1	0	1	0	0	0	0	0
Robbery	0	1	0	0	2	1	1	2	1	0	1	0
Total	30	26	22	25	33	35	28	31	27	32	29	33

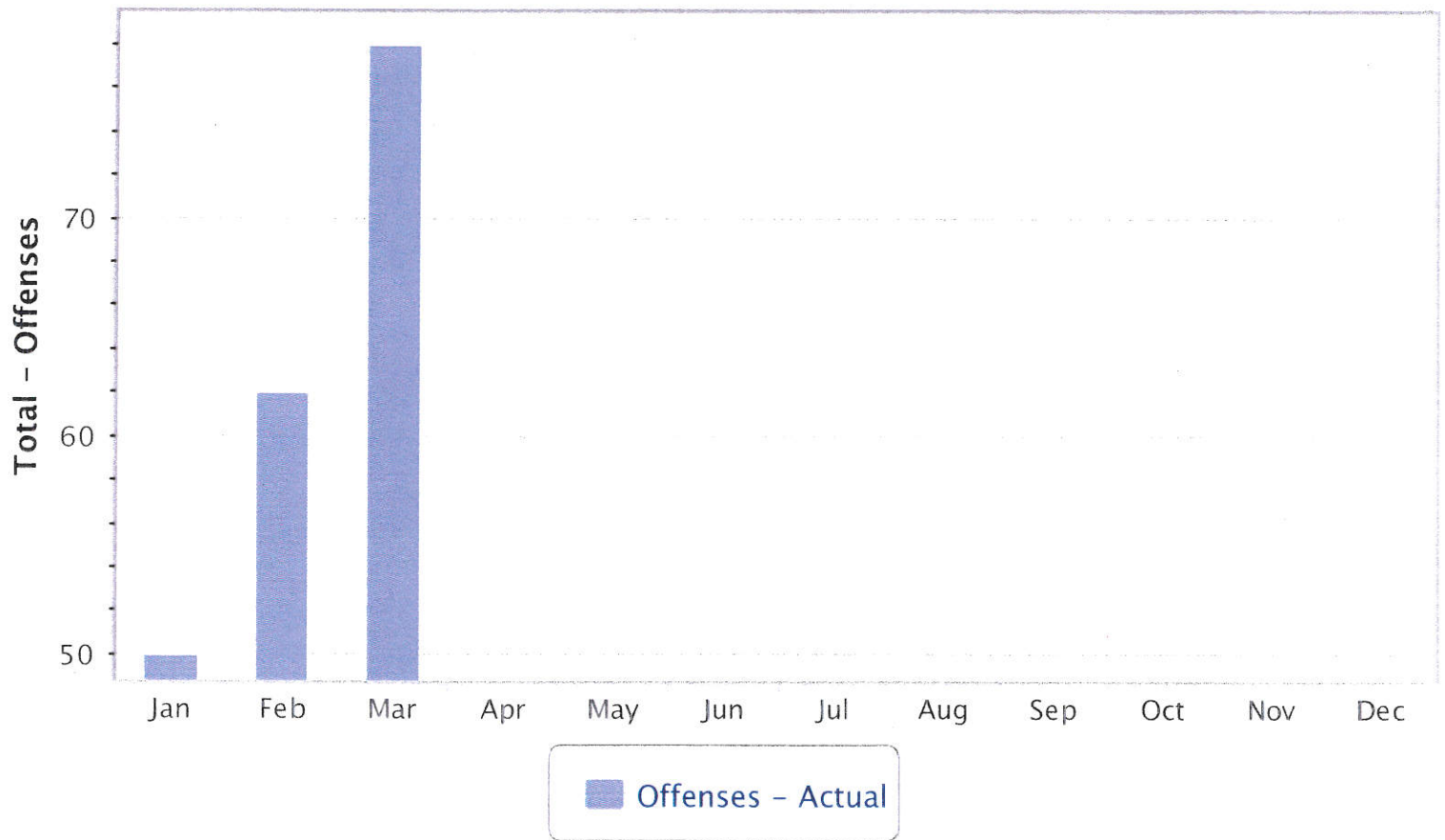
## Police service calls 2014



## Service Calls

Service Calls	Jan	Feb	March	April	May	June	July	Aug	Sept	Oct	Nov	Dec
2014	2,653	3,049	2,987									
2013	3,459	3,172	3,015	3,220	3,314	2,907	2,975	2,685	2,591	2,926	2,707	2,449

## Total - Offenses 2014





## 2014 Offenses

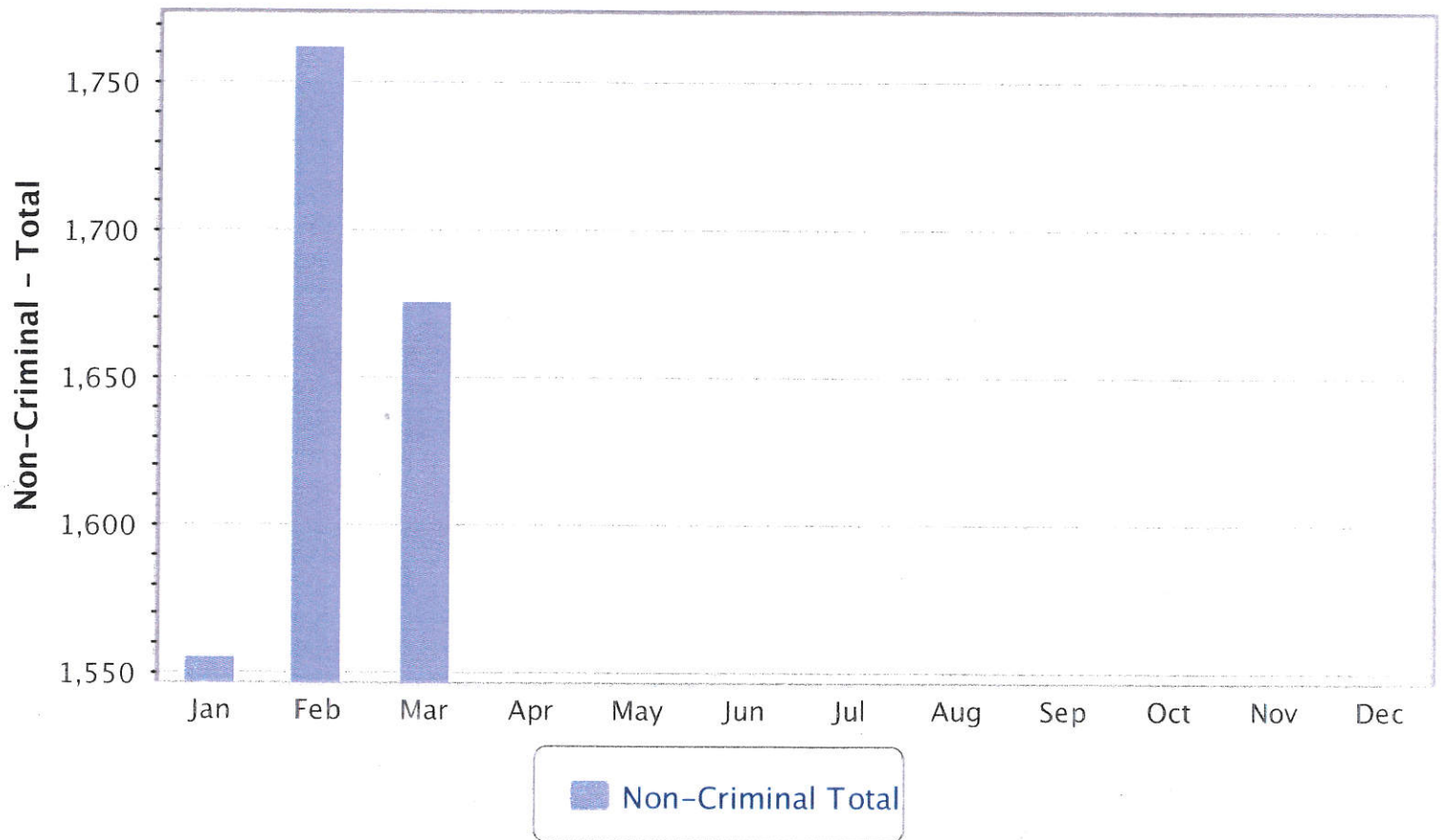
Offense	Jan 2014	Feb 2014	Mar 2014	Apr 2014	May 2014	Jun 2014	Jul 2014	Aug 2014	Sep 2014	Oct 2014	Nov 2014	Dec 2014	YTD 2014
Aggravated Assault	0	3	0										3
Simple Assault	6	4	6										16
Burglary	3	3	8										14
Criminal Mischief	10	5	1										16
DUI	5	3	4										12
Fraud	4	1	4										9
Harassment	6	7	10										23
Juvenile Family Crisis	0	3	1										4
Motor Vehicle Theft	1	0	0										1
Robbery	1	0	0										1
Sexual Assault	1	0	3										4
Shoplifting	2	6	0										8
Soliciting W/Out Permit	0	0	1										1
Theft	6	11	11										28
Theft by Deception	0	0	4										4
Threat/Improper Influence - Offenses	1	0	0										1
Warrant Arrest	4	16	25										45
<b>Total Offenses</b>	<b>50</b>	<b>62</b>	<b>78</b>										<b>190</b>



## 2013 Offenses

Offense Type	Jan	Feb	March	April	May	June	July	Aug	Sept	Oct	Nov	Dec
Aggravated Assault	0	0	0	0	0	1	0	1	0	1	0	0
Simple Assault	2	6	0	1	3	3	0	4	3	2	4	1
Burglary	6	1	3	3	4	3	5	1	2	10	2	9
Criminal Mischief	5	6	1	5	12	9	18	10	6	10	2	6
DUI	9	5	5	3	5	7	5	5	4	3	4	2
Fraud	6	2	4	0	6	2	4	3	7	7	6	8
Harassment	11	11	8	12	11	14	15	15	19	17	13	12
Juvenile Family Crisis	1	1	4	3	4	4	1	3	0	3	2	3
MV Theft	0	0	0	2	0	1	0	0	0	0	1	2
Robbery	0	2	0	0	1	1	0	2	1	0	1	0
Sexual Assault	1	1	1	2	1	1	0	1	1	0	0	2
Shoplifting	1	2	4	2	1	3	2	3	4	1	3	4
Soliciting W/Out Permit	0	0	0	0	1	1	0	0	0	0	0	0
Theft	35	25	14	22	23	23	19	20	20	19	23	17
Theft by Deception	2	3	8	3	2	1	7	5	7	3	3	1
Threat/Improper Influence	2	0	1	1	1	1	7	5	7	3	3	0
Warrant Arrest	14	15	13	18	21	12	13	14	19	14	10	9
Total Offenses	95	80	66	75	96	87	89	87	94	94	74	76

## Non-Criminal - Total 2014



## 2014 Non-Criminal Incidents

Non-Criminal Incidents	Jan	Feb	March	April	May	June	July	Aug	Sept	Oct	Nov	Dec
Alarms Auto	0	1	1									
Alarms Burglary	0	3	2									
Alarms Commercial Burglary	53	33	34									
Alarms Commercial Fire	36	25	18									
Alarms Fire	0	1	1									
Alarms Maintenance	1	1	1									
Alarms Medical	4	3	5									
Alarms Other	6	2	4									
Alarms Panic	7	6	4									
Alarms Residential Burglary	60	63	57									
Alarms Residential Fire	22	29	9									
Animal Complaints	46	58	73									
Building Check	12	5	4									
Business Disputes	3	1	1									
Disabled Vehicle	57	105	25									
Emotionally Disturbed Person	4	1	6									
Escorts Traffic	0	0	0									
Fingerprints	5	6	8									
Fire (Other) Odor of Smoke	3	7	2									
Fire Commercial	6	0	1									
Fire Dwelling	1	2	4									
Fire False	0	0	0									
Fire Vehicle	0	0	1									
Firearms Background	7	6	1									
Foot Patrol	5	1	24									
Found Bicycles	1	0	0									
Found Property	5	12	14									
Gas Leaks/Explosion	8	2	3									
Intoxicated Person	4	1	5									
Landlord/Tenant	3	2	0									
Littering	0	1	0									
Lockout/MV	18	20	19									
Lockout/Residence	0	0	3									



## 2014 Non-Criminal Incidents

Non-Criminal Incidents	Jan	Feb	March	April	May	June	July	Aug	Sept	Oct	Nov	Dec
Lost Property	5	3	8									
Medical Call	199	203	174									
Missing Person	2	0	1									
Motor Vehicle Complaint	10	8	8									
Motor Vehicle Incident	3	16	6									
Motor Vehicle Stop	494	434	673									
MVA	0	0	0									
MVA Involving Injury	8	7	5									
MVA No Injury	79	90	64									
MVA No Report	5	8	3									
MVA With Bicycle	0	0	1									
MVA With Deer	7	3	2									
MVA With Pedestrian	5	1	0									
Noise Complaint	9	13	9									
Notifications	17	11	15									
Parking Complaints	42	86	57									
Prisoner Transport	0	3	2									
School Crossing	167	217	171									
School Detail	21	4	6									
Service of Subpoena	0	0	0									
Suspicious Incidents	32	31	32									
Suspicious Package	0	0	0									
Suspicious Person	8	13	11									
Suspicious Vehicle	18	10	13									
Traffic Hazard	18	23	13									
Tree Down	2	73	7									
Unattended Death	0	0	1									
Unwanted Person	6	5	18									
Urinating in Public	1	0	4									
Vacant House Check	0	4	21									
Welfare Check	15	13	15									
Wire/Pole Down	6	87	6									
Non-Criminal – TOTAL	1,556	1,763	1,676									

## 2013 Non-Criminal Incidents

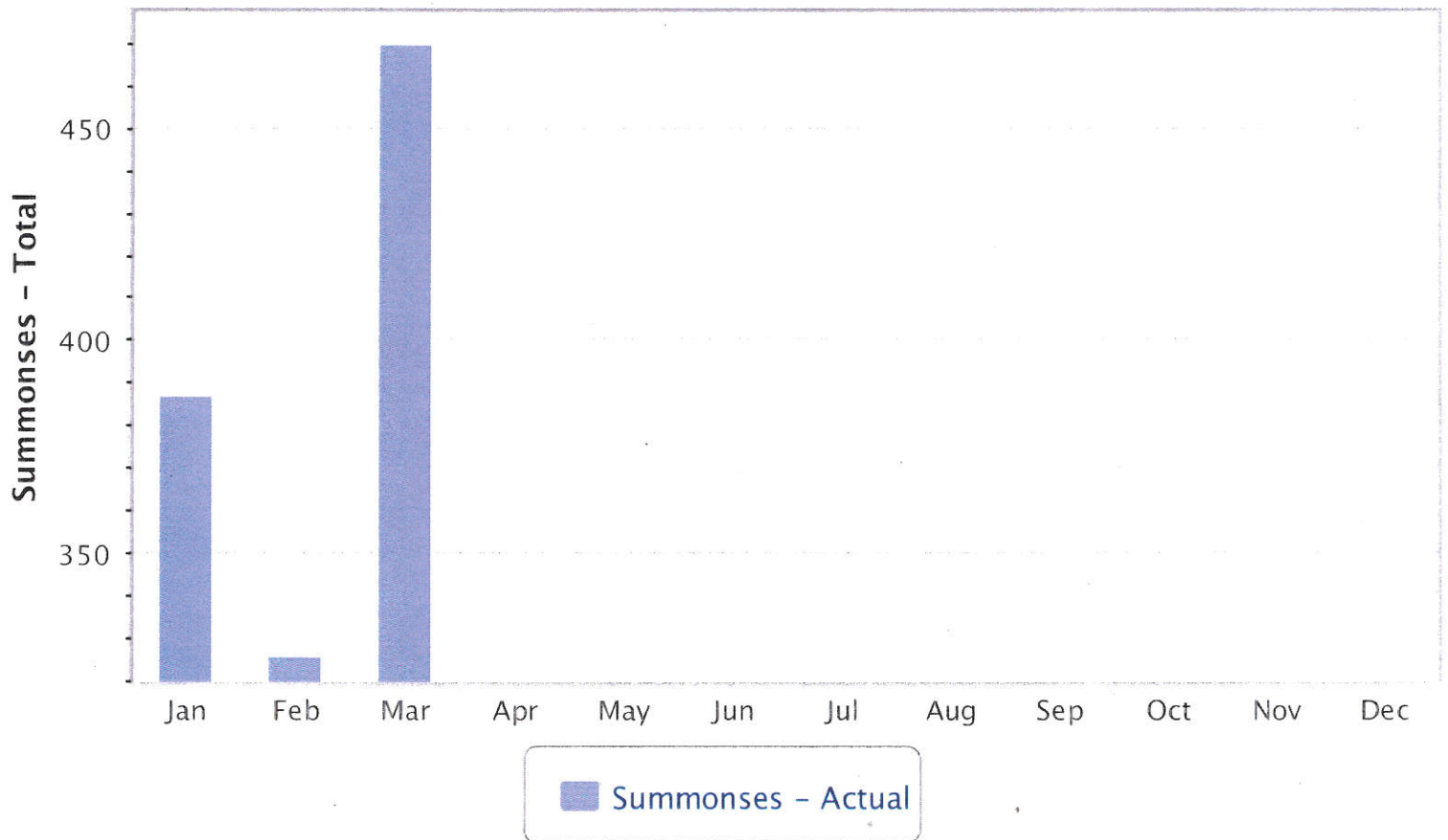
Non-Criminal Incidents	Jan 2013	Feb 2013	March 2013	April 2013	May 2013	June 2013	July 2013	Aug 2013	Sep 2013	Oct 2013	Nov 2013	Dec 2013
Alarms Auto	0	0	3	2	2	0	2	0	0	2	1	0
Alarms Burglary	73	17	10	14	0	5	3	4	5	5	3	0
Alarms Commercial Burglary	30	32	51	27	34	37	34	45	42	31	42	53
Alarms Commercial Fire	9	17	17	11	18	20	31	38	33	26	32	27
Alarms Fire	22	0	0	0	0	0	0	0	0	0	0	0
Alarms Maintenance	5	25	23	28	17	12	21	9	4	6	5	9
Alarms Medical	0	2	2	5	6	2	4	1	1	4	2	0
Alarms Other	13	7	10	7	10	13	7	9	7	3	3	8
Alarms Panic	10	3	10	7	3	4	12	6	3	8	6	9
Alarms Residential Burglary	20	32	59	54	78	66	93	78	39	63	65	55
Alarms Residential Fire	3	13	23	14	25	14	26	22	19	27	22	20
Animal Complaints	28	18	20	25	24	41	24	25	24	24	63	60
Building Check	3	41	50	30	39	20	24	26	26	21	11	15
Business Disputes	0	1	2	1	1	2	1	0	2	1	3	7
Disabled Vehicle	39	28	23	24	38	24	28	35	23	28	21	48
Emotionally Disturbed Person	0	1	1	2	2	6	1	2	7	6	3	1
Escorts – Traffic	0	0	0	0	0	1	0	0	0	0	0	2
Fingerprints	17	14	7	8	13	6	6	4	3	5	3	5
Fire (Other) Odor of Smoke	1	4	5	5	3	0	1	8	2	0	7	2
Fire Commercial	2	2	1	0	0	2	2	0	1	3	0	1
Fire Dwelling	2	2	1	2	1	1	5	2	2	1	2	4
Fire False	0	0	0	0	0	0	0	0	0	1	1	0
Fire Vehicle	1	1	1	1	0	0	0	0	0	2	0	0
Firearms Background	3	0	5	5	10	5	8	1	0	1	4	2
Foot Patrol	19	29	26	21	36	13	11	9	20	15	22	27
Found Bicycles	0	2	0	7	20	1	4	3	3	1	0	1
Found Property	4	8	14	10	20	7	14	13	15	12	15	8
Gas Leaks/Explosion	0	2	2	6	2	3	4	8	3	6	2	13
Intoxicated Person	0	2	3	4	5	5	7	4	4	1	1	3
Landlord/Tenant	0	0	0	3	1	2	2	2	0	1	0	1
Littering	1	0	0	3	1	0	0	1	1	0	1	0
Lockout/MV	10	11	19	20	28	13	18	21	11	17	12	20
Lockout/Residence	2	0	1	0	4	0	3	3	1	3	2	4
Lost Property	3	5	5	3	6	7	3	6	5	5	7	6



## 2013 Non-Criminal Incidents

Non-Criminal Incidents	Jan 2013	Feb 2013	March 2013	April 2013	May 2013	June 2013	July 2013	Aug 2013	Sep 2013	Oct 2013	Nov 2013	Dec 2013
Medical Call	153	117	160	142	138	116	146	134	125	153	185	174
Missing Person	4	1	4	6	4	5	4	6	5	7	6	1
Motor Vehicle Complaint	6	6	7	3	6	11	3	9	12	12	6	10
Motor Vehicle Incident	0	2	5	4	3	2	3	7	8	3	4	3
Motor Vehicle Stop	952	1,008	795	824	653	587	564	427	488	550	488	288
MVA	6	3	4	1	4	4	0	0	0	1	1	0
MVA Involving Injury	6	9	5	7	5	11	6	6	11	8	12	17
MVA No Injury	62	71	53	71	71	69	70	62	61	71	79	78
MVA No Report	7	8	12	10	10	7	13	17	21	9	10	8
MVA With Bicycle	3	1	0	3	2	2	1	0	2	3	1	1
MVA With Deer	5	2	3	0	2	1	1	0	2	6	8	3
MVA With Pedestrian	4	1	1	0	3	0	0	2	2	1	0	1
Noise Complaint	19	9	7	15	16	47	17	33	24	25	12	21
Notifications	18	11	6	16	8	11	12	17	11	7	4	7
Parking Complaints	33	45	35	56	42	58	51	48	44	55	45	47
Prisoner Transport	0	0	1	3	0	3	7	0	4	5	0	1
School Crossing	92	79	49	82	41	20	0	0	62	151	124	118
School Detail	33	38	19	26	21	26	3	0	63	58	32	9
Service of Subpoena	0	0	0	0	0	3	0	0	0	0	0	1
Suspicious Incidents	29	27	28	33	57	53	44	26	45	31	16	20
Suspicious Package	0	0	0	0	0	2	0	0	0	0	0	0
Suspicious Person	4	28	7	22	9	3	8	5	10	6	8	10
Suspicious Vehicle	26	10	19	27	23	18	13	28	16	26	14	11
Traffic Hazard	14	23	7	14	18	23	13	12	11	13	12	17
Tree Down	14	2	0	3	6	11	14	7	1	1	10	2
Unattended Death	0	1	0	1	1	0	1	0	1	1	1	0
Unwanted Person	4	2	1	1	9	3	8	5	10	6	8	4
Urinating in Public	1	1	3	8	1	0	0	7	2	0	0	1
Vacant House Check	17	14	21	10	2	7	16	20	19	10	8	26
Welfare Check	27	7	13	15	16	18	25	19	18	17	15	17
Wire/Pole Down	8	6	9	5	9	10	19	7	3	8	7	0
Non-Criminal - Total	1,961	1,854	1,667	1,754	1,625	1,485	1,472	1,296	1,393	1,581	1,484	1,307

## Summonses - Total 2014





## 2014 Summonses

Summons Type	Jan	Feb	March	April	May	June	July	Aug	Sept	Oct	Nov	Dec	YTD 2014
All Other	98	100	118										316
Careless Driving	32	42	29										103
Cell Phone	23	28	36										87
Driving While Intoxicated	5	3	4										12
Driving While Suspended	27	10	28										65
Failure to Exhibit Documents	15	9	12										36
Failure to Inspect	40	23	58										121
Failure to Wear Seatbelt	5	4	13										22
Failure to Yield to Ped in Crosswalk	3	1	4										8
Maintenance of Lamps	10	10	15										35
Speeding	44	29	68										141
Uninsured Motorist	12	7	12										31
Unlicensed Driver	12	10	12										34
Unregistered Vehicle	61	50	61										172
Total	387	326	470										1,183

## 2013 Summonses

Summons Type	Jan	Feb	March	April	May	June	July	Aug	Sept	Oct	Nov	Dec
All Other	168	164	153	145	171	112	152	109	110	110	89	80
Careless Driving	44	45	37	36	41	43	44	35	40	31	49	38
Cell Phone	50	64	46	33	34	37	38	16	34	44	23	7
Driving While Intoxicated	9	5	6	3	7	7	5	5	4	4	4	3
Driving While Suspended	28	28	32	22	26	23	27	13	17	24	14	16
Failure to Exhibit Documents	26	31	21	19	19	16	16	5	7	10	12	6
Failure to Inspect	59	92	81	74	73	47	26	14	14	15	14	12
Failure to Wear Seatbelt	10	13	12	15	70	21	16	11	8	8	7	2
Failure to Yield to Ped in Crosswalk	2	4	9	3	8	4	2	4	3	6	2	2
Maintenance of Lamps	30	24	24	21	10	18	12	12	15	12	3	9
Speeding	131	118	67	80	50	57	65	33	57	53	57	31
Uninsured Motorist	12	25	12	7	15	7	12	9	9	7	7	5
Unlicensed Driver	21	17	13	18	20	10	16	11	6	8	10	4
Unregistered Vehicle	92	117	109	123	69	55	43	61	44	63	51	29
Total	682	747	622	599	613	457	474	338	368	395	342	244

## Total - Parking Violations 2014



## 2014 Parking Violations

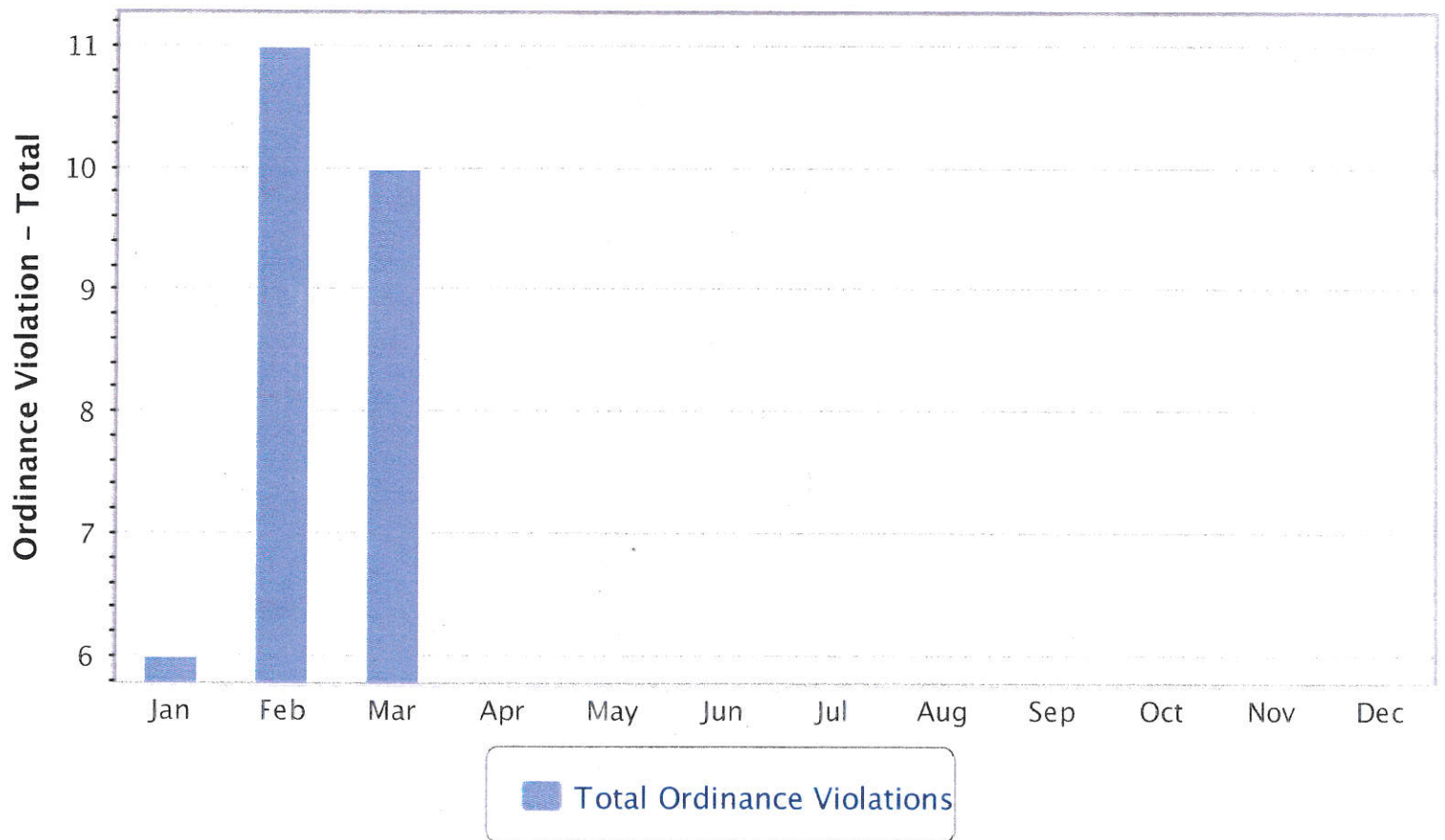
Parking Ordinance	Jan	Feb	March	April	May	June	July	Aug	Sept	Oct	Nov	Dec	YTD 2014
All Others	46	115	112										273
Bus Zone	2	0	0										2
Loading Zone	0	2	5										7
Meter Feeding	1	0	25										26
Meters	1,114	543	1,158										2,815
No Parking Zones/Anytime	12	17	19										48
Park Between 2AM & 6AM in Municipal Yard	7	4	8										19
Parking Limit 2 hrs Between 8AM & 6PM	18	34	90										142
Parking in Handicapped Space	0	1	1										2
Parking Between 2AM & 6AM 1hr Limit	145	115	145										405
Parking within Designated Parking Stalls	21	8	41										70
Total	1,366	839	1,604										3,809



## 2013 Parking Violations

Parking Ordinance	Jan	Feb	March	April	May	June	July	Aug	Sept	Oct	Nov	Dec
All Others	105	181	90	136	128	99	111	130	90	88	85	74
Bus zone	0	0	0	0	0	0	1	3	0	1	0	1
Loading Zone	16	14	11	8	11	10	5	5	0	6	7	9
Meter Feeding	41	48	57	126	58	95	53	69	84	55	41	10
Meters	2,122	1,910	1,776	1,921	2,047	1,922	1,961	2,086	1,608	1,126	1,223	1,178
No Parking Zones/Anytime	2	32	31	43	42	46	44	38	30	35	15	15
Park Between 2AM & 6AM in Municipal Yard	30	22	19	6	18	9	10	26	15	14	6	7
Parking Limit 2 hrs Between 8AM & 6PM	150	164	166	129	161	179	101	111	121	44	25	21
Parking in Handicapped Space	0	2	0	0	4	1	0	0	0	1	1	1
Parking Between 2AM & 6AM	191	166	224	144	212	158	204	190	223	234	181	142
1hr Limit												
Parking within Designated Parking Stalls	53	60	60	81	93	98	74	108	60	54	66	70
Total	2,710	2,599	2,434	2,594	2,774	2,617	2,564	2,766	2,231	1,658	1,650	1,528

## Ordinance Violation - Total 2014



## 2014 Ordinance Violations

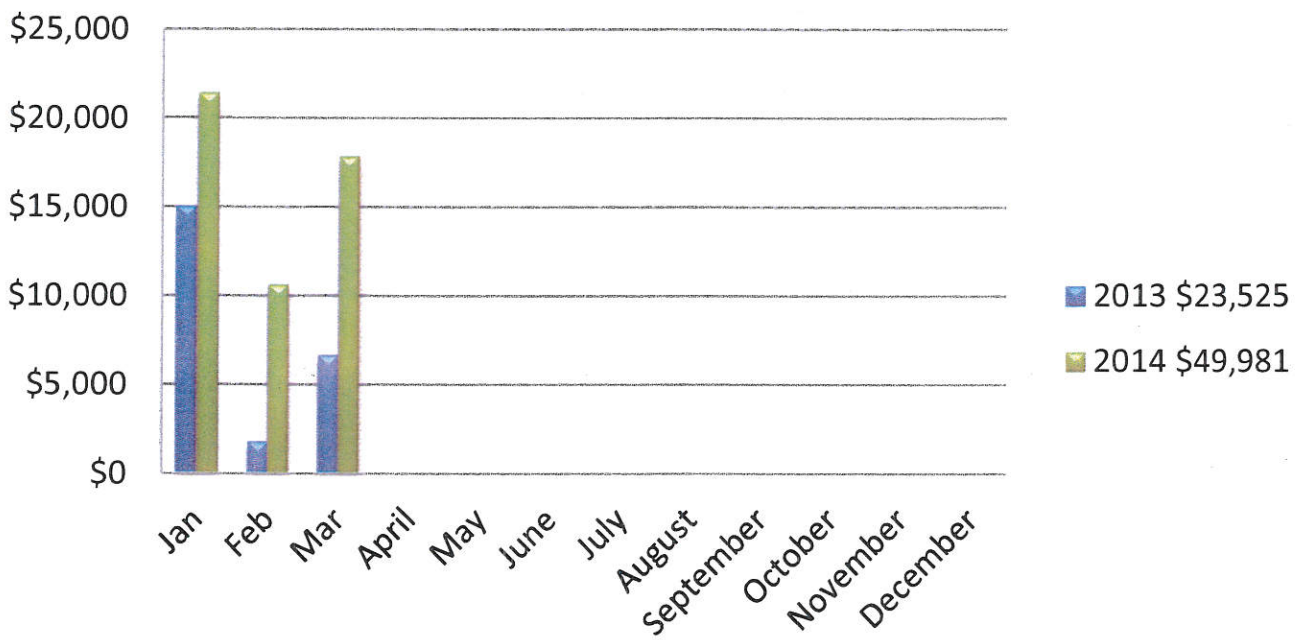
Ordinance	Jan	Feb	March	April	May	June	July	Aug	Sept	Oct	Nov	Dec
Abandoned Vehicle	0	0	0									
Disorderly Conduct	1	1	2									
Failure to Remove Snow	0	8	0									
Inoperable/Store Veh On Private Property	0	0	0									
Littering	1	0	0									
Noise Complaint	1	0	0									
Open Container	2	0	1									
Overweight Vehicle	0	1	2									
Smoking Prohibited In Plaza	0	0	0									
Soliciting Without A Permit	0	0	0									
Unlicensed Taxi Driver	0	0	0									
Unregistered Vehicle Public/Private Prop	0	0	0									
Urinating in Public	1	1	5									
Total	6	11	10									



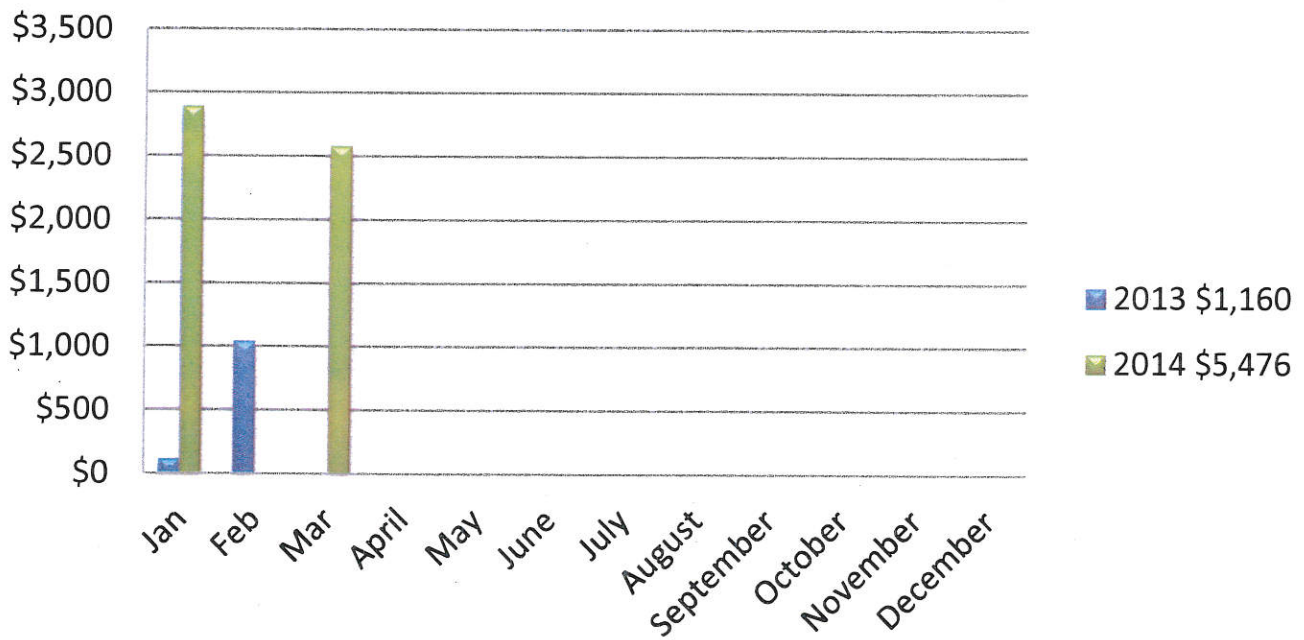
## 2013 Ordinance Violations

Ordinance	Jan	Feb	March	April	May	June	July	Aug	Sept	Oct	Nov	Dec
Abandoned Vehicle	0	0	0	0	0	0	0	0	0	1	0	0
Bike/Skateboard on Sidewalk	0	0	1	0	0	0	0	0	0	0	1	0
Disorderly Conduct	1	0	0	1	1	1	0	0	0	1	1	0
Inoperable/Store Veh On Private Property	0	1	0	0	0	0	0	0	0	0	1	0
Littering	1	1	1	0	1	0	1	1	0	1	0	0
Noise Complaint	1	0	0	0	4	3	1	3	1	1	1	0
Open Container	2	3	2	2	1	3	3	0	0	0	0	0
Other	0	0	1	0	0	0	0	0	0	0	0	0
Overweight Vehicle	0	5	7	7	4	2	4	0	2	2	2	2
Smoking Prohibited In Plaza	0	0	0	0	0	0	0	0	0	2	0	0
Soliciting Without A Permit	0	0	0	0	0	0	0	1	0	0	0	0
Unlicensed Taxi Driver	0	0	0	2	0	4	0	0	0	0	0	0
Unregistered Vehicle Public/Private Prop	0	0	0	0	0	0	3	0	0	0	0	0
Urinating in Public	1	1	2	10	3	1	1	17	1	4	3	4
Total	6	11	14	22	14	14	13	22	4	12	9	6

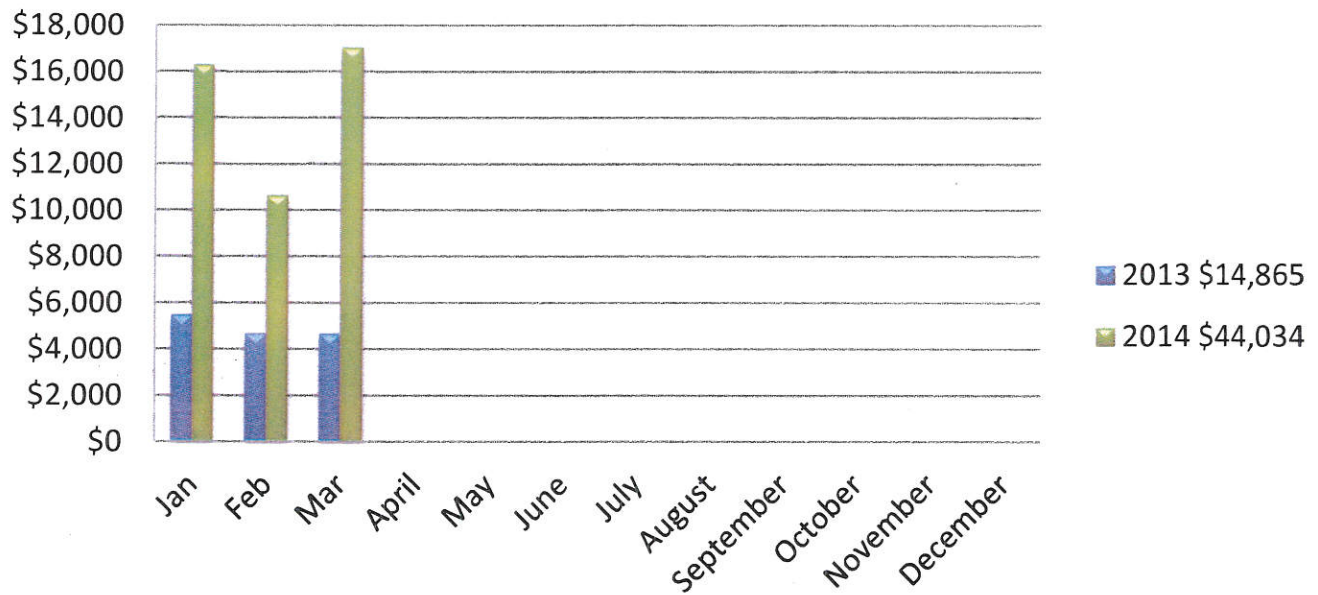
## Patrol Overtime



## Detective Overtime



## Dispatch Overtime



### Officer Availability - March

